



Wednesday 13th – Saturday 16th August 2014

promoted by
Dundrod & District Motorcycle Club
www.ulstergrandprix.net

PLANT LUBRICATION (NI)
LTD

DUNDROD 150

RAY CONNOLLY MOTORS
ULTRA LIGHTWEIGHT & LIGHTWEIGHT
(125GP / MOTO 3 / MOTO 450) (250GP / 400cc)



LISBURN
CITY COUNCIL



Supporters Club

Aer Lingus
Great Care. Great Fare.



lidl-ni.co.uk



Lidl Northern Ireland
Proud to serve you



BBC SPORT NI **greenlight.tv**



northernireland
tourist board



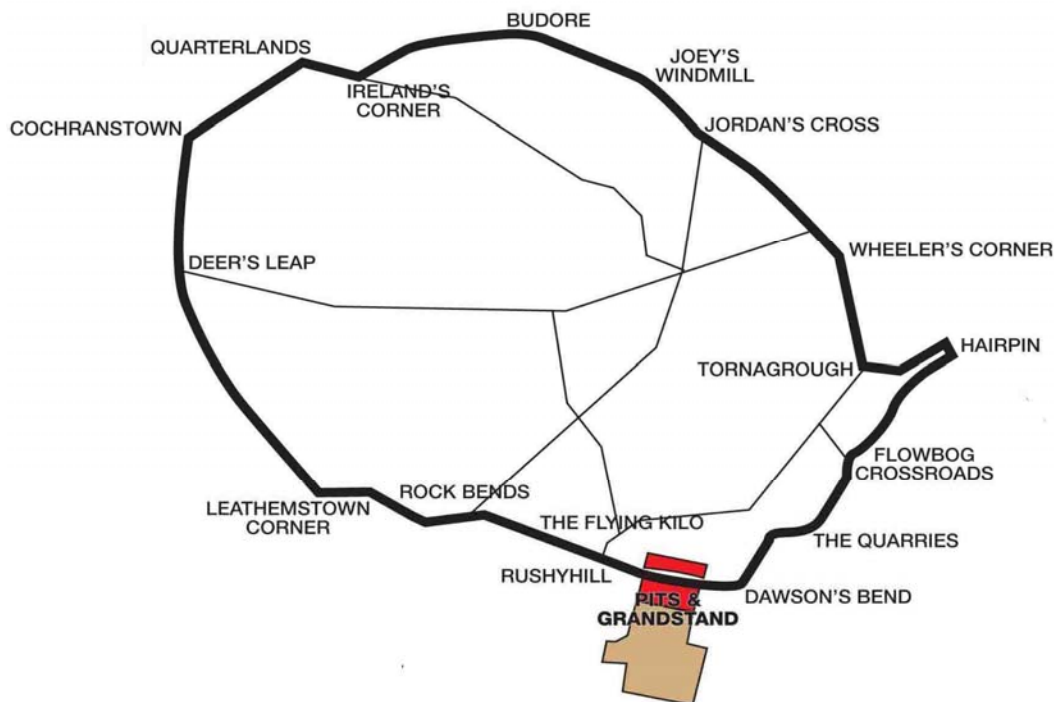
2&4
WHEEL MOTORSPORT
STEERING GROUP LTD.



Department of
Culture, Arts
and Leisure
www.dcalni.gov.uk

News Letter

Dundrod Circuit 7.4011 miles



LAP RECORDS

Class	Name	Machine	m s	mph	Year
125cc	William Dunlop	Honda	3 55.017	113.370	2009
Moto 3	Christian Elkin	Honda 250	4 06.683	108.009	2013
250cc	Darran Lindsay	Honda	3 38.634	121.866	2006
400cc	Jason Griffiths	Yamaha 400	3 58.43	111.748	2003
Moto 450	Paul Owen	Yamaha	4 36.889	96.226	2011
Supertwin	Ryan Farquhar	Kawasaki 650	3 44.917	118.461	2012
Supersport	Michael Dunlop	Yamaha	3 27.187	128.599	2010
Superstock	Ian Hutchinson	Honda	3 21.599	132.163	2010
Superbike	Bruce Anstey (NZ)	Suzuki	3 18.870	133.977	2010
Challenge Superbike	Rob Barber	BMW	3 26.303	129.150	2012
National 750cc	Lee Johnston	Honda 600	3 36.269	123.198	2012

MOST WINS at the ULSTER GP

Joey Dunlop	24	1979 - 99	(125 - 2, 250 - 7, 500 - 3, Superbike - 8, F1 - 4)
Ian Lougher	18	1998 - 13	(125 - 4, 250 - 3, Supersport - 3, Superstock - 2, Superbike - 6)
Phillip McCallen	14	1991 - 96	(250 - 6, 400 - 1, Supersport - 3, Superbike - 4)
Guy Martin	11	2006 - 13	(Supersport - 4, Superbike - 7)
Brian Reid	9	1983 - 92	(250 - 4, 350 - 2, 400 - 1, F2 - 1, Supersport - 1)
Robert Dunlop	9	1990 - 03	(125 - 7, Superbike - 2)
Ryan Farquhar	9	2002 - 12	(400 - 1, Supertwin - 4, Supersport - 2, Superstock - 2)
Bruce Anstey (NZ)	8	2003 - 12	(Supersport - 2, Prod'n 600 - 1, Superstock - 2, Superbike - 3)
Stanley Woods	7	1924 - 39	(350 - 1, 500 - 4, Over 600 - 2)
Mike Hailwood	7	1959 - 67	(125 - 1, 250 - 1, 350 - 1, 500 - 4)
Giacomo Agostini (I)	7	1967 - 70	(350 - 4, 500 - 3)
Ray McCullough	7	1971 - 82	(250 - 3, 350 - 4)
Bob Jackson	7	1993 - 97	(SSP - 1, Classic 250 - 3, Classic 500 - 3)
William Dunlop	7	2007 - 13	(125 - 2, 250 - 2, Supersport - 3)
John Surtees	6	1955 - 60	(250 - 1, 350 - 3, 500 - 2)
John Williams	6	1973 - 78	(250 - 1, 350 - 1, 500 - 3, Superbike - 1)
Bill Swallow	6	1994 - 00	(Classic 350 - 3, Classic 500 - 3)
Michael Dunlop	6	2011 - 13	(Supersport - 2, Superstock - 3, Superbike - 1)

MOST WINS at the DUNDROD 150

Joey Dunlop	24	1976 - 94	(125 - 1, 250 - 5, 350 - 2, 500 - 3, Superbike - 13)
Bob Jackson	11	1981 - 98	(250 - 1, Supersport - 2, Superbike - 4, Classic - 4)
Ray McCullough	10	1965 - 82	(250 - 7, 350 - 3)

METZELER ULSTER GRAND PRIX ULTRA-LIGHTWEIGHT & LIGHTWEIGHT

First Qualifying
Wednesday, 13 August 2014



Lightweight (250GP/400)

Qualifying Time **5:14.034** Qualifying Speed **84.844**

Pos	Class	No	Name	Machine / Sponsor	Time	Best Lap Behind	Speed	On	Total Laps	Qualifying Laps
1	LWT	23	Neil KERNOHAN	Honda 250 - Logan Racing	4:16.106		104.035	6	6	6
2	LWT	33	Joseph LOUGHLIN	Honda 400	4:24.035	7.929	100.911	7	7	6
3	LWT	57	Ian MORRELL	Yamaha 400	4:24.236	8.130	100.834	6	7	7
4	LWT	9	James COWTON	Honda 250 - Cowton Racing	4:30.770	14.664	98.401	4	5	5
5	LWT	13	Paul MAGUIRE	Kawasaki 400	4:32.542	16.436	97.761	6	6	5
6	LWT	73	John ELLA	Honda 250 - Mols	4:33.886	17.780	97.281	7	7	6
7	LWT	16	Stephen MORRISON	Kawasaki 400 - SPM Racing / Moto-Tech	4:34.517	18.411	97.058	4	5	4
8	LWT	20	Mark WADDELL	Honda 250	4:36.794	20.688	96.259	6	6	4
9	LWT	44	Trevor REID	Yamaha 250 - AWT	4:37.265	21.159	96.096	6	6	4
10	LWT	36	John McALLISTER	Honda 250 - Chris Blair Racing	4:40.462	24.356	95.000	7	7	6
11	LWT	48	Mark SHIELDS	Honda 400	4:41.301	25.195	94.717	7	7	6
12	LWT	15	Bryan HARDING	Honda 250	4:41.506	25.400	94.648	7	7	6
13	LWT	102	Peter FLETCHER	Kawasaki 400 - Fletcher Interior Design	4:42.171	26.065	94.425	5	5	4
14	LWT	27	Stephen DAVISON	Kawasaki 400	4:50.932	34.826	91.581	6	7	6
15	LWT	22	Pierre FAVRE	Yamaha 250	4:51.134	35.028	91.518	5	5	4
16	LWT	30	Yvonne MONTGOMERY	Kawasaki 400	4:52.260	36.154	91.165	6	6	5
17	LWT	47	Davie BLACK	Yamaha 400	4:56.305	40.199	89.921	6	6	4

Non Qualifiers

LWT	26	Robert CAIRNS	Kawasaki 400 - LR Tyres Racing	4:59.130	35.643	89.072	2	2	1
LWT	29	Adrian LOGUE	Kawasaki 400	5:12.120	48.633	85.364	6	6	1
LWT	31	Roy BEATTIE	Kawasaki 400 - BSR	5:25.778	1:02.291	81.786	4	6	0
LWT	24	Tommy HENRY	Honda 250 - Hugh O'Kane Motors	6:01.309	1:37.822	73.743	1	1	0

Ultra-Lightweight (125GP/Moto 3/Moto Qualifying Time **5:20.475** Qualifying Speed **83.139**


Pos	Class	No	Name	Machine / Sponsor	Time	Best Lap Behind	Speed	On	Total Laps	Qualifying Laps
1	ULW	25	Christian ELKIN	Honda 250 (Moto 3) - Bob Wylie Racing	4:23.487		101.121	6	6	4
2	ULW	8	Nigel MOORE	Honda 125	4:30.846	7.359	98.373	4	4	3
3	ULW	10	Warren REEVE	Honda 125 - Flexi Patch	4:33.464	9.977	97.431	7	7	7
4	ULW	34	William COWDEN	Honda 125 - Team Cowden	4:33.776	10.289	97.320	4	6	5
5	ULW	35	Daley MATHISON	Honda 125 - Logan Racing	4:34.299	10.812	97.135	7	7	5
6	ULW	2	Craig GIBSON	Honda 125 - Peter Simpson Construction	4:38.551	15.064	95.652	6	6	4
7	ULW	7	Rene LOHSE	Honda 125	4:42.292	18.805	94.384	6	6	4
8	ULW	5	Paul JORDAN	Honda 125 - Paul Jordan Racing	4:42.372	18.885	94.358	3	4	3
9	ULW	39	Steven LYND	Honda 125 - TL	4:42.964	19.477	94.160	6	7	5
10	ULW	14	Jack SANDS	Honda 125	4:49.436	25.949	92.055	5	6	5
11	ULW	6	Melissa KENNEDY	Honda 125 - K.N.R.	4:54.344	30.857	90.520	3	5	4
12	ULW	1	Mick CHATTERTON	Honda 125	4:54.644	31.157	90.428	4	5	3
13	ULW	32	Dave WALSH	KTM 450 - DRW Racing	4:59.325	35.838	89.013	6	6	4

Non Qualifiers

ULW	17	Sam DUNLOP	Honda 125	4:59.294	35.807	89.023	3	4	1
ULW	11	Laird SHINGLETON	Honda 125	5:23.121	59.634	82.458	3	3	0
ULW	18	Paul ROBINSON	Aprilia 125 - Stoneyford Concrete	6:53.818	2:30.331	64.386	1	1	0

Provisional result to be confirmed by the Stewards of the Meeting subject to completion of technical inspections & the time limit for protests

Page 1 / 1

Circuit	Dundrod	Signed	Organising Club	Dundrod & District MCC
Length(miles)	7.4011 Lap 1 (7.2763)		Qualifying Started	14:32
Weather	Cloudy	Chief Timekeeper		
Track	Damp Patches	Issued At: 15:09		

METZELER ULSTER GRAND PRIX

ULTRA-LIGHTWEIGHT & LIGHTWEIGHT

First Qualifying

Wednesday, 13 August 2014

DETAILED RESULT

Lightweight (250GP/400)



Qualifying Classification

Position

1 23 Neil KERNOHAN

LWT Behind
Best Time **4:16.106** Best Speed **104.035** On **6** Gp **a**

Lap	Elapsed Time	Lap Time	Lap Speed
1	5:12.865	5:12.865	83.725
2	9:39.176	4:26.311	100.048
3	14:02.958	4:23.782	101.007
4	18:26.995	4:24.037	100.910
5	22:46.934	4:19.939	102.501
6	27:03.040	4:16.106	104.035

2 33 Joseph LOUGHLIN

LWT Behind **7.929**
Best Time **4:24.035** Best Speed **100.911** On **7** Gp **a**

Lap	Elapsed Time	Lap Time	Lap Speed
1	5:32.013	5:32.013	78.897
2	10:10.248	4:38.235	95.761
3	14:43.830	4:33.582	97.389
4	19:15.899	4:32.069	97.931
5	23:42.604	4:26.705	99.900
6	28:09.003	4:26.399	100.015
7	32:33.038	4:24.035	100.911

3 57 Ian MORRELL

LWT Behind **8.130**
Best Time **4:24.236** Best Speed **100.834** On **6** Gp **a**

Lap	Elapsed Time	Lap Time	Lap Speed
1	4:53.126	4:53.126	89.363
2	9:23.556	4:30.430	98.524
3	13:51.270	4:27.714	99.524
4	18:18.845	4:27.575	99.576
5	22:47.215	4:28.370	99.281
6	27:11.451	4:24.236	100.834
7	31:37.719	4:26.268	100.064

4 9 James COWTON

LWT Behind **14.664**
Best Time **4:30.770** Best Speed **98.401** On **4** Gp **a**

Lap	Elapsed Time	Lap Time	Lap Speed
1	5:13.959	5:13.959	83.433
2	9:45.851	4:31.892	97.995
3	14:18.119	4:32.268	97.859
4	18:48.889	4:30.770	98.401
5	23:21.399	4:32.510	97.772

Lightweight (250GP/400)

Qualifying Classification

Position

5 13 Paul MAGUIRE

LWT Behind **16.436**
Best Time **4:32.542** Best Speed **97.761** On **6** Gp **a**

Lap	Elapsed Time	Lap Time	Lap Speed
1	6:06.744	6:06.744	71.425
2	10:55.268	4:48.524	92.346
3	15:40.706	4:45.438	93.344
4	20:19.742	4:39.036	95.486
5	24:58.748	4:39.006	95.496
6	29:31.290	4:32.542	97.761

6 73 John ELLA

LWT Behind **17.780**
Best Time **4:33.886** Best Speed **97.281** On **7** Gp **a**

Lap	Elapsed Time	Lap Time	Lap Speed
1	6:34.756	6:34.756	66.357
2	11:26.437	4:51.681	91.346
3	16:15.417	4:48.980	92.200
4	21:01.078	4:45.661	93.271
5	25:43.988	4:42.910	94.178
6	30:21.008	4:37.020	96.181
7	34:54.894	4:33.886	97.281

7 16 Stephen MORRISON

LWT Behind **18.411**
Best Time **4:34.517** Best Speed **97.058** On **4** Gp **a**

Lap	Elapsed Time	Lap Time	Lap Speed
1	6:11.138	6:11.138	70.579
2	10:54.442	4:43.304	94.047
3	15:37.527	4:43.085	94.120
4	20:12.044	4:34.517	97.058
5	24:56.217	4:44.173	93.760

8 20 Mark WADDELL

LWT Behind **20.688**
Best Time **4:36.794** Best Speed **96.259** On **6** Gp **a**

Lap	Elapsed Time	Lap Time	Lap Speed
1	6:05.728	6:05.728	71.623
2	13:07.232	7:01.504	63.212
3	18:04.167	4:56.935	89.730
4	22:53.382	4:49.215	92.125
5	27:36.133	4:42.751	94.231
6	32:12.927	4:36.794	96.259

METZELER ULSTER GRAND PRIX

ULTRA-LIGHTWEIGHT & LIGHTWEIGHT

First Qualifying

Wednesday, 13 August 2014

DETAILED RESULT

Lightweight (250GP/400)



Qualifying Classification

Position

9 44 Trevor REID

LWT Behind **21.159**
Best Time **4:37.265** Best Speed **96.096** On **6** Gp **a**

Lap	Elapsed Time	Lap Time	Lap Speed
1	6:06.494	6:06.494	71.474
2	12:28.003	6:21.509	69.838
3	17:18.506	4:50.503	91.717
4	22:04.225	4:45.719	93.252
5	26:41.925	4:37.700	95.945
6	31:19.190	4:37.265	96.096

10 36 John McALLISTER

LWT Behind **24.356**
Best Time **4:40.462** Best Speed **95.000** On **7** Gp **a**

Lap	Elapsed Time	Lap Time	Lap Speed
1	5:49.610	5:49.610	74.925
2	10:57.122	5:07.512	86.644
3	15:52.227	4:55.105	90.286
4	20:48.344	4:56.117	89.978
5	25:36.212	4:47.868	92.556
6	30:20.763	4:44.551	93.635
7	35:01.225	4:40.462	95.000

11 48 Mark SHIELDS

LWT Behind **25.195**
Best Time **4:41.301** Best Speed **94.717** On **7** Gp **a**

Lap	Elapsed Time	Lap Time	Lap Speed
1	6:24.763	6:24.763	68.080
2	11:25.286	5:00.523	88.659
3	16:22.311	4:57.025	89.703
4	21:14.776	4:52.465	91.101
5	25:59.385	4:44.609	93.616
6	30:45.784	4:46.399	93.031
7	35:27.085	4:41.301	94.717

12 15 Bryan HARDING

LWT Behind **25.400**
Best Time **4:41.506** Best Speed **94.648** On **7** Gp **a**

Lap	Elapsed Time	Lap Time	Lap Speed
1	6:15.584	6:15.584	69.744
2	11:13.694	4:58.110	89.376
3	16:09.095	4:55.401	90.196
4	21:00.993	4:51.898	91.278
5	25:50.150	4:49.157	92.144
6	30:34.008	4:43.858	93.864
7	35:15.514	4:41.506	94.648

Lightweight (250GP/400)

Qualifying Classification

Position

13 102 Peter FLETCHER

LWT Behind **26.065**
Best Time **4:42.171** Best Speed **94.425** On **5** Gp **a**

Lap	Elapsed Time	Lap Time	Lap Speed
1	6:01.935	6:01.935	72.374
2	10:53.446	4:51.511	91.400
3	15:41.435	4:47.989	92.517
4	20:26.273	4:44.838	93.541
5	25:08.444	4:42.171	94.425

14 27 Stephen DAVISON

LWT Behind **34.826**
Best Time **4:50.932** Best Speed **91.581** On **6** Gp **a**

Lap	Elapsed Time	Lap Time	Lap Speed
1	6:07.366	6:07.366	71.304
2	11:17.462	5:10.096	85.922
3	16:19.354	5:01.892	88.257
4	21:13.956	4:54.602	90.441
5	26:07.882	4:53.926	90.649
6	30:58.814	4:50.932	91.581
7	35:55.662	4:56.848	89.756

15 22 Pierre FAVRE

LWT Behind **35.028**
Best Time **4:51.134** Best Speed **91.518** On **5** Gp **a**

Lap	Elapsed Time	Lap Time	Lap Speed
1	6:10.850	6:10.850	70.634
2	11:18.818	5:07.968	86.515
3	16:17.037	4:58.219	89.344
4	21:19.086	5:02.049	88.211
5	26:10.220	4:51.134	91.518

16 30 Yvonne MONTGOMERY

LWT Behind **36.154**
Best Time **4:52.260** Best Speed **91.165** On **6** Gp **a**

Lap	Elapsed Time	Lap Time	Lap Speed
1	6:11.065	6:11.065	70.593
2	11:21.051	5:09.986	85.952
3	16:21.665	5:00.614	88.632
4	21:18.657	4:56.992	89.713
5	26:13.294	4:54.637	90.430
6	31:05.554	4:52.260	91.165

METZELER ULSTER GRAND PRIX

ULTRA-LIGHTWEIGHT & LIGHTWEIGHT

First Qualifying

Wednesday, 13 August 2014

DETAILED RESULT

Lightweight (250GP/400)



Qualifying Classification

Position

17 47 Davie BLACK

LWT Behind 40.199

Best Time 4:56.305 Best Speed 89.921 On 6 Gp a

Lap	Elapsed Time	Lap Time	Lap Speed
1	5:47.579	5:47.579	75.363
2	11:05.977	5:18.398	83.681
3	16:15.331	5:09.354	86.128
4	21:18.329	5:02.998	87.934
5	26:19.415	5:01.086	88.493
6	31:15.720	4:56.305	89.921

Non Qualifiers

Position

26 Robert CAIRNS

LWT Behind 35.643

Best Time 4:59.130 Best Speed 89.072 On 2 Gp a

Lap	Elapsed Time	Lap Time	Lap Speed
1	6:23.678	6:23.678	68.273
2	11:22.808	4:59.130	89.072

29 Adrian LOGUE

LWT Behind 48.633

Best Time 5:12.120 Best Speed 85.364 On 6 Gp a

Lap	Elapsed Time	Lap Time	Lap Speed
1	6:45.678	6:45.678	64.570
2	12:12.513	5:26.835	81.521
3	17:42.768	5:30.255	80.677
4	23:02.729	5:19.961	83.273
5	28:17.961	5:15.232	84.522
6	33:30.081	5:12.120	85.364

31 Roy BEATTIE

LWT Behind 1:02.291

Best Time 5:25.778 Best Speed 81.786 On 4 Gp a

Lap	Elapsed Time	Lap Time	Lap Speed
1	6:23.054	6:23.054	68.384
2	11:54.747	5:31.693	80.327
3	17:23.208	5:28.461	81.118
4	22:48.986	5:25.778	81.786
5	28:16.212	5:27.226	81.424
6	33:46.294	5:30.082	80.719

Lightweight (250GP/400)

Non Qualifiers

Position

24 Tommy HENRY

LWT Behind 1:37.822

Best Time 6:01.309 Best Speed 73.743 On 1 Gp a

Lap	Elapsed Time	Lap Time	Lap Speed
1	6:01.309	6:01.309	72.499

METZELER ULSTER GRAND PRIX

ULTRA-LIGHTWEIGHT & LIGHTWEIGHT

First Qualifying

Wednesday, 13 August 2014

DETAILED RESULT

Ultra-Lightweight (125GP/Moto 3/Moto 45C)

Ultra-Lightweight (125GP/Moto 3/Moto 45C)



Qualifying Classification

Position

1 25 Christian ELKIN

ULW Behind **7.359**
Best Time **4:23.487** Best Speed **101.121** On **6** Gp **a**

Lap	Elapsed Time	Lap Time	Lap Speed
1	5:35.477	5:35.477	78.082
2	10:27.538	4:52.061	91.227
3	20:12.128	9:44.590	45.577
4	24:36.848	4:24.720	100.650
5	29:01.961	4:25.113	100.500
6	33:25.448	4:23.487	101.121

2 8 Nigel MOORE

ULW Behind **7.359**
Best Time **4:30.846** Best Speed **98.373** On **4** Gp **a**

Lap	Elapsed Time	Lap Time	Lap Speed
1	5:36.039	5:36.039	77.951
2	10:14.812	4:38.773	95.576
3	14:48.836	4:34.024	97.232
4	19:19.682	4:30.846	98.373

3 10 Warren REEVE

ULW Behind **9.977**
Best Time **4:33.464** Best Speed **97.431** On **7** Gp **a**

Lap	Elapsed Time	Lap Time	Lap Speed
1	5:16.282	5:16.282	82.821
2	10:08.843	4:52.561	91.071
3	14:54.453	4:45.610	93.288
4	19:39.656	4:45.203	93.421
5	24:18.627	4:38.971	95.508
6	28:52.946	4:34.319	97.128
7	33:26.410	4:33.464	97.431

4 34 William COWDEN

ULW Behind **10.289**
Best Time **4:33.776** Best Speed **97.320** On **4** Gp **a**

Lap	Elapsed Time	Lap Time	Lap Speed
1	5:51.914	5:51.914	74.435
2	10:33.323	4:41.409	94.681
3	15:10.465	4:37.142	96.138
4	19:44.241	4:33.776	97.320
5	24:18.462	4:34.221	97.162
6	29:17.621	4:59.159	89.063

Qualifying Classification

Position

5 35 Daley MATHISON

ULW Behind **10.812**
Best Time **4:34.299** Best Speed **97.135** On **7** Gp **a**

Lap	Elapsed Time	Lap Time	Lap Speed
1	5:34.423	5:34.423	78.328
2	10:25.681	4:51.258	91.479
3	16:34.256	6:08.575	72.289
4	21:15.558	4:41.302	94.717
5	25:52.797	4:37.239	96.105
6	30:29.121	4:36.324	96.423
7	35:03.420	4:34.299	97.135

6 2 Craig GIBSON

ULW Behind **15.064**
Best Time **4:38.551** Best Speed **95.652** On **6** Gp **a**

Lap	Elapsed Time	Lap Time	Lap Speed
1	5:38.618	5:38.618	77.358
2	10:25.039	4:46.421	93.024
3	15:12.218	4:47.179	92.778
4	20:00.368	4:48.150	92.466
5	28:14.495	8:14.127	53.921
6	32:53.046	4:38.551	95.652

7 7 Rene LOHSE

ULW Behind **18.805**
Best Time **4:42.292** Best Speed **94.384** On **6** Gp **a**

Lap	Elapsed Time	Lap Time	Lap Speed
1	6:22.045	6:22.045	68.564
2	11:22.681	5:00.636	88.625
3	16:20.170	4:57.489	89.563
4	22:12.168	5:51.998	75.693
5	27:01.482	4:49.314	92.094
6	31:43.774	4:42.292	94.384

8 5 Paul JORDAN

ULW Behind **18.885**
Best Time **4:42.372** Best Speed **94.358** On **3** Gp **a**

Lap	Elapsed Time	Lap Time	Lap Speed
1	5:48.629	5:48.629	75.136
2	10:38.456	4:49.827	91.931
3	15:20.828	4:42.372	94.358
4	20:17.527	4:56.699	89.801

METZELER ULSTER GRAND PRIX

ULTRA-LIGHTWEIGHT & LIGHTWEIGHT

First Qualifying

Wednesday, 13 August 2014

DETAILED RESULT

Ultra-Lightweight (125GP/Moto 3/Moto 45C)



Qualifying Classification

Position

9 39 Steven LYND

ULW Behind 19.477

Best Time **4:42.964** Best Speed **94.160** On **6** Gp **a**

Lap	Elapsed Time	Lap Time	Lap Speed
1	5:44.511	5:44.511	76.034
2	10:38.247	4:53.736	90.707
3	15:26.452	4:48.205	92.448
4	20:10.855	4:44.403	93.684
5	24:56.978	4:46.123	93.121
6	29:39.942	4:42.964	94.160
7	35:01.603	5:21.661	82.832

10 14 Jack SANDS

ULW Behind 25.949

Best Time **4:49.436** Best Speed **92.055** On **5** Gp **a**

Lap	Elapsed Time	Lap Time	Lap Speed
1	5:24.016	5:24.016	80.844
2	10:21.254	4:57.238	89.638
3	15:16.906	4:55.652	90.119
4	20:09.029	4:52.123	91.208
5	24:58.465	4:49.436	92.055
6	29:59.046	5:00.581	88.642

11 6 Melissa KENNEDY

ULW Behind 30.857

Best Time **4:54.344** Best Speed **90.520** On **3** Gp **a**

Lap	Elapsed Time	Lap Time	Lap Speed
1	6:10.589	6:10.589	70.684
2	11:06.181	4:55.592	90.138
3	16:00.525	4:54.344	90.520
4	20:55.335	4:54.810	90.377
5	25:57.905	5:02.570	88.059

12 1 Mick CHATTERTON

ULW Behind 31.157

Best Time **4:54.644** Best Speed **90.428** On **4** Gp **a**

Lap	Elapsed Time	Lap Time	Lap Speed
1	5:52.446	5:52.446	74.323
2	12:14.550	6:22.104	69.730
3	17:12.724	4:58.174	89.357
4	22:07.368	4:54.644	90.428
5	27:02.618	4:55.250	90.242

Ultra-Lightweight (125GP/Moto 3/Moto 45C)

Qualifying Classification

Position

13 32 Dave WALSH

ULW Behind 35.838

Best Time **4:59.325** Best Speed **89.013** On **6** Gp **a**

Lap	Elapsed Time	Lap Time	Lap Speed
1	6:23.346	6:23.346	68.332
2	11:33.227	5:09.881	85.981
3	16:42.404	5:09.177	86.177
4	21:53.715	5:11.311	85.586
5	28:13.028	6:19.313	70.243
6	33:12.353	4:59.325	89.013

Non Qualifiers

Position

17 Sam DUNLOP

ULW Behind 35.807

Best Time **4:59.294** Best Speed **89.023** On **3** Gp **a**

Lap	Elapsed Time	Lap Time	Lap Speed
1	7:35.827	7:35.827	57.466
2	15:24.621	7:48.794	56.835
3	20:23.915	4:59.294	89.023
4	31:27.960	11:04.045	40.124

11 Laird SHINGLETON

ULW Behind 59.634

Best Time **5:23.121** Best Speed **82.458** On **3** Gp **a**

Lap	Elapsed Time	Lap Time	Lap Speed
1	6:08.515	6:08.515	71.082
2	12:48.476	6:39.961	66.616
3	18:11.597	5:23.121	82.458

18 Paul ROBINSON

ULW Behind 2:30.331

Best Time **6:53.818** Best Speed **64.386** On **1** Gp **a**

Lap	Elapsed Time	Lap Time	Lap Speed
1	6:53.818	6:53.818	63.300

Speed TrapLightweight/Ultra Lightweight 1st Practice

<u>No.</u>	<u>Name</u>	<u>Lap 1</u>	<u>Lap 2</u>	<u>Lap 3</u>	<u>Lap 4</u>	<u>Lap 5</u>	<u>Lap 6</u>
1	Mick CHATTERTON	104	112	110	111		
2	Craig GIBSON	120	117			108	
5	Paul JORDAN		112				
6	Melissa KENNEDY	124	120	115	120	117	
7	Rene LOHSE		122		120		
8	Nigel MOORE		116	113	116		
9	James COWTON		135	133	134		
10	Warren REEVE	119	129	117	116	115	118
11	Laird SHINGLETON	99	116	112			
13	Paul MAGUIRE	125			121		
14	Jack SANDS			116	113	124	
15	Bryan HARDING	103	129	130	136	130	131
16	Stephen MORRISON		128	122			
17	Sam DUNLOP		106	112		121	
18	Paul ROBINSON	113	119				
20	Mark WADDELL	98	126	127		126	131
22	Pierre FAVRE				123		
23	Neil KERNOHAN	130	130	125	130	129	
24	Tommy HENRY	125					
25	Christian ELKIN			113		121	121
27	Stephen DAVISON		120		120	118	106
29	Adrian LOGUE	112		109		105	107
30	Yvonne MONTGOMERY			121		121	
31	Roy BEATTIE			112			
32	Dave WALSH		109	105		102	
33	Joseph LOUGHLIN			127	127	128	128
34	William COWDEN	133	119	117	115	115	
35	Daley MATHISON		109	112		113	117
36	John McALLISTER	121		124	118	128	
39	Steven LYND	112			123		108
44	Trevor REID	113	128	126	129	124	
47	Davie BLACK		126		127	127	
48	Mark SHIELDS						118
57	Ian MORRELL	129	129	125	128		127
73	John ELLA	129	131	131		129	
102	Peter FLETCHER		124		131	128	

METZELER ULSTER GRAND PRIX

ULTRA-LIGHTWEIGHT & LIGHTWEIGHT


Dundrod 7.401 miles

Race 2 - Plant Lubrication (NI) Dundrod 150 Ultra-Lightweight/Lightweight 13/08/2014 16:15

Race (5 Laps)

**RACE 2 - DUNDROD 150
 LIGHTWEIGHT / ULTRA-LIGHTWEIGHT**

			32		1				10
			B		A				
6		14		39		5			9
D		C		B		A			
	7		2		35				8
	C		B		A				
34		10		8		25	B		7
D		C		B		A			
<hr/>									
		C		B		A			6
			47		30		22		5
	D		C		B		A		
		27		102		15			4
		C		B		A			
48		36		44		20			3
D		C		B		A			
	16		73		13				2
	C		B		A				
9		57		33		23	A		1
D		C		B		A			
						POLE POSITION	A		



Promoted by Dundrod and District Motorcycle Club

Orbits

Provisional result to be confirmed by the Stewards of the Meeting subject to the completion of technical inspections and the time limit for protests

MCUI (Ulster Centre) Timing @ www.elaps-timing.com

www.mylaps.com

Licensed to: MCUI

METZELER ULSTER GRAND PRIX

ULTRA-LIGHTWEIGHT & LIGHTWEIGHT Plant Lubrication (NI) Dundrod 150 Race 2 Thursday, 14 August 2014



Lightweight (250GP/400)

Pos	Class	No	Name	Machine / Sponsor	Gp	Laps	Total Time	Behind	Speed	-----Best Lap-----		
										Time	Speed	On
Race Classification												
1	LWT	9	James COWTON	Yamaha 250 - Cowton Racing	a	3	12:01.814		110.115	3:57.510	112.180	3
2	LWT	23	Neil KERNOHAN	Honda 250 - Logan Racing	a	3	12:03.042	1.228	109.928	3:59.032	111.466	3
3	LWT	33	Joseph LOUGHLIN	Kawasaki 400	a	3	12:21.574	19.760	107.181	4:04.629	108.916	3
4	LWT	73	John ELLA	Honda 250 - Mols	a	3	12:29.478	27.664	106.051	4:07.920	107.470	2
5	LWT	57	Ian MORRELL	Yamaha 400	a	3	12:42.928	41.114	104.181	4:13.400	105.146	2
6	LWT	15	Bryan HARDING	Honda 250	a	3	13:00.162	58.348	101.880	4:16.945	103.695	3
7	LWT	16	Stephen MORRISON	Kawasaki 400 - SPM Racing / Moto-Tech	a	3	13:02.853	1:01.039	101.529	4:19.786	102.561	3
8	LWT	13	Paul MAGUIRE	Kawasaki 400	a	3	13:09.396	1:07.582	100.688	4:20.364	102.334	2
9	LWT	20	Mark WADDELL	Honda 250	a	3	13:14.530	1:12.716	100.037	4:19.941	102.500	3
10	LWT	102	Peter FLETCHER	Kawasaki 400 - Fletcher Interior Design	a	3	13:41.040	1:39.226	96.807	4:31.139	98.267	3
11	LWT	27	Stephen DAVISON	Kawasaki 400	a	3	13:46.866	1:45.052	96.125	4:32.573	97.750	2
12	LWT	48	Mark SHIELDS	Honda 400	a	3	13:47.501	1:45.687	96.051	4:32.983	97.603	3
13	LWT	29	Adrian LOGUE	Kawasaki 400	c	3	14:09.279	2:07.465	93.588	4:38.898	95.533	3
14	LWT	31	Roy BEATTIE	Kawasaki 400 - BSR	c	3	15:16.194	3:14.380	86.753	5:04.071	87.624	2

Fastest Lap

LWT	9	James COWTON	Yamaha 250 - Cowton Racing	a						3:57.510	112.180	3
-----	---	--------------	----------------------------	---	--	--	--	--	--	----------	---------	---

Not Classified

DNF	LWT	37	Darren DUNCAN	Kawasaki 400	c	2	10:11.381	1 Lap	86.425	5:11.460	85.545	2
DNF	LWT	36	John McALLISTER	Honda 250 - Chris Blair Racing	a	1	4:42.169	2 Laps	92.833	4:42.169	92.833	1

Ultra-Lightweight (125GP/Moto 3/Moto 450)

Pos	Class	No	Name	Machine / Sponsor	Gp	Laps	Total Time	Behind	Speed	-----Best Lap-----		
										Time	Speed	On
Race Classification												
1	ULW	25	Christian ELKIN	Honda 250 (Moto 3) - Bob Wylie Racing	b	3	12:38.718		104.759	4:10.885	106.200	3
2	ULW	35	Daley MATHISON	Honda 125 - Logan Racing	b	3	12:44.197	5.479	104.008	4:13.733	105.008	3
3	ULW	5	Paul JORDAN	Honda 125 - Paul Jordan Racing	b	3	12:48.474	9.756	103.429	4:14.598	104.651	3
4	ULW	34	William COWDEN	Honda 125 - Team Cowden	b	3	12:53.880	15.162	102.707	4:17.011	103.669	3
5	ULW	8	Nigel MOORE	Honda 125	b	3	12:57.249	18.531	102.261	4:17.333	103.539	2
6	ULW	18	Paul ROBINSON	Aprilia 125 - Stoneyford Concrete	b	3	13:11.859	33.141	100.375	4:20.198	102.399	2
7	ULW	10	Warren REEVE	Honda 125 - Flexi Patch	b	3	13:12.642	33.924	100.276	4:22.544	101.484	2
8	ULW	7	Rene LOHSE	Honda 125	b	3	13:14.461	35.743	100.046	4:23.033	101.295	2
9	ULW	2	Craig GIBSON	Honda 125 - Peter Simpson Construction	b	3	13:16.001	37.283	99.852	4:22.628	101.451	3
10	ULW	14	Jack SANDS	Honda 125	b	3	13:51.406	1:12.688	95.600	4:34.058	97.220	2
11	ULW	39	Steven LYND	Honda 125 - TL	b	3	13:51.483	1:12.765	95.591	4:37.484	96.020	2
12	ULW	32	Dave WALSH	KTM 450 - DRW Racing	b	3	14:08.733	1:30.015	93.649	4:40.996	94.820	3
13	ULW	38	Peter McKILLOP	Honda 125	b	3	14:26.897	1:48.179	91.686	4:46.782	92.907	2
14	ULW	11	Laird SHINGLETON	Honda 125	b	3	15:02.513	2:23.795	88.068	4:59.008	89.108	3


Fastest Lap

ULW	25	Christian ELKIN	Honda 250 (Moto 3) - Bob Wylie Racing	b						4:10.885	106.200	3
-----	----	-----------------	---------------------------------------	---	--	--	--	--	--	----------	---------	---

Not Classified

DNF	ULW	17	Sam DUNLOP	Honda 125	b	2	9:07.907	1 Lap	96.437	4:40.395	95.023	2
-----	-----	----	------------	-----------	---	---	----------	-------	--------	----------	--------	---

Provisional result to be confirmed by the Stewards of the Meeting subject to completion of technical inspections & the time limit for protests

Circuit	Dundrod	Signed		Organising Club	Dundrod & District MCC
Length(miles)	7.4011 Lap 1 (7.2763)		Chief Timekeeper	Race Started	17:58
Weather	Bright	Issued At:	18:16	Gp Time Diff -	b 27.28 / c 50.72
Track	Dry				

METZELER ULSTER GRAND PRIX

ULTRA-LIGHTWEIGHT & LIGHTWEIGHT

Plant Lubrication (NI) Dundrod 150 Race 2

Thursday, 14 August 2014

DETAILED RESULT

Lightweight (250GP/400)



Race Classification

1 9 James COWTON

Total Time **12:01.814** Avg Speed **110.115** Behind
Best Time **3:57.510** Best Speed **112.180** On 3 Gp a

Lap	Elapsed Time	Lap Time	Lap Speed
1	4:04.199	4:04.199	107.268
2	8:04.304	4:00.105	110.968
3	12:01.814	3:57.510	112.180

2 23 Neil KERNOHAN

Total Time **12:03.042** Avg Speed **109.928** Behind **1.228**
Best Time **3:59.032** Best Speed **111.466** On 3 Gp a

Lap	Elapsed Time	Lap Time	Lap Speed
1	4:04.554	4:04.554	107.112
2	8:04.010	3:59.456	111.269
3	12:03.042	3:59.032	111.466

3 33 Joseph LOUGHLIN

Total Time **12:21.574** Avg Speed **107.181** Behind **19.760**
Best Time **4:04.629** Best Speed **108.916** On 3 Gp a

Lap	Elapsed Time	Lap Time	Lap Speed
1	4:10.430	4:10.430	104.599
2	8:16.945	4:06.515	108.083
3	12:21.574	4:04.629	108.916

4 73 John ELLA

Total Time **12:29.478** Avg Speed **106.051** Behind **27.664**
Best Time **4:07.920** Best Speed **107.470** On 2 Gp a

Lap	Elapsed Time	Lap Time	Lap Speed
1	4:13.337	4:13.337	103.399
2	8:21.257	4:07.920	107.470
3	12:29.478	4:08.221	107.340

5 57 Ian MORRELL

Total Time **12:42.928** Avg Speed **104.181** Behind **41.114**
Best Time **4:13.400** Best Speed **105.146** On 2 Gp a

Lap	Elapsed Time	Lap Time	Lap Speed
1	4:14.072	4:14.072	103.099
2	8:27.472	4:13.400	105.146
3	12:42.928	4:15.456	104.300

Lightweight (250GP/400)

Race Classification

6 15 Bryan HARDING

Total Time **13:00.162** Avg Speed **101.880** Behind **58.348**
Best Time **4:16.945** Best Speed **103.695** On 3 Gp a

Lap	Elapsed Time	Lap Time	Lap Speed
1	4:25.977	4:25.977	98.485
2	8:43.217	4:17.240	103.576
3	13:00.162	4:16.945	103.695

7 16 Stephen MORRISON

Total Time **13:02.853** Avg Speed **101.529** Behind **1:01.039**
Best Time **4:19.786** Best Speed **102.561** On 3 Gp a

Lap	Elapsed Time	Lap Time	Lap Speed
1	4:22.399	4:22.399	99.828
2	8:43.067	4:20.668	102.214
3	13:02.853	4:19.786	102.561

8 13 Paul MAGUIRE

Total Time **13:09.396** Avg Speed **100.688** Behind **1:07.582**
Best Time **4:20.364** Best Speed **102.334** On 2 Gp a

Lap	Elapsed Time	Lap Time	Lap Speed
1	4:27.185	4:27.185	98.039
2	8:47.549	4:20.364	102.334
3	13:09.396	4:21.847	101.754

9 20 Mark WADDELL

Total Time **13:14.530** Avg Speed **100.037** Behind **1:12.716**
Best Time **4:19.941** Best Speed **102.500** On 3 Gp a

Lap	Elapsed Time	Lap Time	Lap Speed
1	4:31.840	4:31.840	96.361
2	8:54.589	4:22.749	101.405
3	13:14.530	4:19.941	102.500

10 102 Peter FLETCHER

Total Time **13:41.040** Avg Speed **96.807** Behind **1:39.226**
Best Time **4:31.139** Best Speed **98.267** On 3 Gp a

Lap	Elapsed Time	Lap Time	Lap Speed
1	4:36.916	4:36.916	94.594
2	9:09.901	4:32.985	97.602
3	13:41.040	4:31.139	98.267



MCUI Ulster
Centre Timing
powered by
e-Laps timing software

www.elaps-timing.com



METZELER ULSTER GRAND PRIX

ULTRA-LIGHTWEIGHT & LIGHTWEIGHT

Plant Lubrication (NI) Dundrod 150 Race 2

Thursday, 14 August 2014

DETAILED RESULT

Lightweight (250GP/400)



Race Classification

11 27 Stephen DAVISON

Total Time **13:46.866** Avg Speed **96.125** Behind **1:45.052**
Best Time **4:32.573** Best Speed **97.750** On **2** Gp **a**

Lap	Elapsed Time	Lap Time	Lap Speed
1	4:39.572	4:39.572	93.696
2	9:12.145	4:32.573	97.750
3	13:46.866	4:34.721	96.986

12 48 Mark SHIELDS

Total Time **13:47.501** Avg Speed **96.051** Behind **1:45.687**
Best Time **4:32.983** Best Speed **97.603** On **3** Gp **a**

Lap	Elapsed Time	Lap Time	Lap Speed
1	4:39.364	4:39.364	93.765
2	9:14.518	4:35.154	96.833
3	13:47.501	4:32.983	97.603

13 29 Adrian LOGUE

Total Time **14:09.279** Avg Speed **93.588** Behind **2:07.465**
Best Time **4:38.898** Best Speed **95.533** On **3** Gp **c**

Lap	Elapsed Time	Lap Time	Lap Speed
1	4:49.639	4:49.639	90.439
2	9:30.381	4:40.742	94.906
3	14:09.279	4:38.898	95.533

14 31 Roy BEATTIE

Total Time **15:16.194** Avg Speed **86.753** Behind **3:14.380**
Best Time **5:04.071** Best Speed **87.624** On **2** Gp **c**

Lap	Elapsed Time	Lap Time	Lap Speed
1	5:05.520	5:05.520	85.738
2	10:09.591	5:04.071	87.624
3	15:16.194	5:06.603	86.901

Not Classified

DNF 37 Darren DUNCAN

Total Time **10:11.381** Avg Speed **86.425** Behind **1 Lap**
Best Time **5:11.460** Best Speed **85.545** On **2** Gp **c**

Lap	Elapsed Time	Lap Time	Lap Speed
1	4:59.921	4:59.921	87.339
2	10:11.381	5:11.460	85.545

Lightweight (250GP/400)

Not Classified

DNF 36 John McALLISTER

Total Time **4:42.169** Avg Speed **92.833** Behind **2 Laps**
Best Time **4:42.169** Best Speed **92.833** On **1** Gp **a**

Lap	Elapsed Time	Lap Time	Lap Speed
1	4:42.169	4:42.169	92.833



MCUI Ulster
Centre Timing
powered by
e-Laps timing software

www.elaps-timing.com



METZELER ULSTER GRAND PRIX

ULTRA-LIGHTWEIGHT & LIGHTWEIGHT

Plant Lubrication (NI) Dundrod 150 Race 2

Thursday, 14 August 2014

DETAILED RESULT



Ultra-Lightweight (125GP/Moto 3/Moto

Race Classification

1 25 Christian ELKIN

Total Time **12:38.718** Avg Speed **104.759** Behind
Best Time **4:10.885** Best Speed **106.200** On **3** Gp **b**

Lap	Elapsed Time	Lap Time	Lap Speed
1	4:14.936	4:14.936	102.750
2	8:27.833	4:12.897	105.355
3	12:38.718	4:10.885	106.200

2 35 Daley MATHISON

Total Time **12:44.197** Avg Speed **104.008** Behind **5.479**
Best Time **4:13.733** Best Speed **105.008** On **3** Gp **b**

Lap	Elapsed Time	Lap Time	Lap Speed
1	4:15.011	4:15.011	102.720
2	8:30.464	4:15.453	104.301
3	12:44.197	4:13.733	105.008

3 5 Paul JORDAN

Total Time **12:48.474** Avg Speed **103.429** Behind **9.756**
Best Time **4:14.598** Best Speed **104.651** On **3** Gp **b**

Lap	Elapsed Time	Lap Time	Lap Speed
1	4:17.661	4:17.661	101.663
2	8:33.876	4:16.215	103.991
3	12:48.474	4:14.598	104.651

4 34 William COWDEN

Total Time **12:53.880** Avg Speed **102.707** Behind **15.162**
Best Time **4:17.011** Best Speed **103.669** On **3** Gp **b**

Lap	Elapsed Time	Lap Time	Lap Speed
1	4:18.633	4:18.633	101.281
2	8:36.869	4:18.236	103.177
3	12:53.880	4:17.011	103.669

5 8 Nigel MOORE

Total Time **12:57.249** Avg Speed **102.261** Behind **18.531**
Best Time **4:17.333** Best Speed **103.539** On **2** Gp **b**

Lap	Elapsed Time	Lap Time	Lap Speed
1	4:21.401	4:21.401	100.209
2	8:38.734	4:17.333	103.539
3	12:57.249	4:18.515	103.065

Ultra-Lightweight (125GP/Moto 3/Moto

Race Classification

6 18 Paul ROBINSON

Total Time **13:11.859** Avg Speed **100.375** Behind **33.141**
Best Time **4:20.198** Best Speed **102.399** On **2** Gp **b**

Lap	Elapsed Time	Lap Time	Lap Speed
1	4:27.677	4:27.677	97.859
2	8:47.875	4:20.198	102.399
3	13:11.859	4:23.984	100.930

7 10 Warren REEVE

Total Time **13:12.642** Avg Speed **100.276** Behind **33.924**
Best Time **4:22.544** Best Speed **101.484** On **2** Gp **b**

Lap	Elapsed Time	Lap Time	Lap Speed
1	4:23.099	4:23.099	99.562
2	8:45.643	4:22.544	101.484
3	13:12.642	4:26.999	99.790

8 7 Rene LOHSE

Total Time **13:14.461** Avg Speed **100.046** Behind **35.743**
Best Time **4:23.033** Best Speed **101.295** On **2** Gp **b**

Lap	Elapsed Time	Lap Time	Lap Speed
1	4:26.240	4:26.240	98.387
2	8:49.273	4:23.033	101.295
3	13:14.461	4:25.188	100.472

9 2 Craig GIBSON

Total Time **13:16.001** Avg Speed **99.852** Behind **37.283**
Best Time **4:22.628** Best Speed **101.451** On **3** Gp **b**

Lap	Elapsed Time	Lap Time	Lap Speed
1	4:30.668	4:30.668	96.778
2	8:53.373	4:22.705	101.422
3	13:16.001	4:22.628	101.451

10 14 Jack SANDS

Total Time **13:51.406** Avg Speed **95.600** Behind **1:12.688**
Best Time **4:34.058** Best Speed **97.220** On **2** Gp **b**

Lap	Elapsed Time	Lap Time	Lap Speed
1	4:42.613	4:42.613	92.687
2	9:16.671	4:34.058	97.220
3	13:51.406	4:34.735	96.981



MCUI Ulster
Centre Timing
powered by
e-Laps timing software

www.elaps-timing.com



METZELER ULSTER GRAND PRIX

ULTRA-LIGHTWEIGHT & LIGHTWEIGHT

Plant Lubrication (NI) Dundrod 150 Race 2

Thursday, 14 August 2014

DETAILED RESULT

Ultra-Lightweight (125GP/Moto 3/Moto



Race Classification

11 39 Steven LYND

Total Time **13:51.483** Avg Speed **95.591** Behind **1:12.765**
Best Time **4:37.484** Best Speed **96.020** On **2** Gp **b**

Lap	Elapsed Time	Lap Time	Lap Speed
1	4:35.443	4:35.443	95.100
2	9:12.927	4:37.484	96.020
3	13:51.483	4:38.556	95.650

12 32 Dave WALSH

Total Time **14:08.733** Avg Speed **93.649** Behind **1:30.015**
Best Time **4:40.996** Best Speed **94.820** On **3** Gp **b**

Lap	Elapsed Time	Lap Time	Lap Speed
1	4:46.629	4:46.629	91.389
2	9:27.737	4:41.108	94.782
3	14:08.733	4:40.996	94.820

13 38 Peter McKILLOP

Total Time **14:26.897** Avg Speed **91.686** Behind **1:48.179**
Best Time **4:46.782** Best Speed **92.907** On **2** Gp **b**

Lap	Elapsed Time	Lap Time	Lap Speed
1	4:50.304	4:50.304	90.232
2	9:37.086	4:46.782	92.907
3	14:26.897	4:49.811	91.936

14 11 Laird SHINGLETON

Total Time **15:02.513** Avg Speed **88.068** Behind **2:23.795**
Best Time **4:59.008** Best Speed **89.108** On **3** Gp **b**

Lap	Elapsed Time	Lap Time	Lap Speed
1	5:02.055	5:02.055	86.722
2	10:03.505	5:01.450	88.386
3	15:02.513	4:59.008	89.108

Not Classified

DNF 17 Sam DUNLOP

Total Time **9:07.907** Avg Speed **96.437** Behind **1 Lap**
Best Time **4:40.395** Best Speed **95.023** On **2** Gp **b**

Lap	Elapsed Time	Lap Time	Lap Speed
1	4:27.512	4:27.512	97.920
2	9:07.907	4:40.395	95.023



MCUI Ulster
Centre Timing
powered by
e-Laps timing software

www.elaps-timing.com



METZELER ULSTER GRAND PRIX

ULTRA-LIGHTWEIGHT & LIGHTWEIGHT Plant Lubrication (NI) Dundrod 150 Race 2

LAP CHART



1					2					3				
No	Name	G	Elapsed Time	Lap Time	No	Name	G	Elapsed Time	Lap Time	No	Name	G	Elapsed Time	Lap Time
9	James COWTON	a	4:04.199	4:04.199	23	Neil KERNOHAN	a	8:04.010	3:59.456	9	James COWTON	a	12:01.814	3:57.510
23	Neil KERNOHAN	a	4:04.554	4:04.554	9	James COWTON	a	8:04.304	4:00.105	23	Neil KERNOHAN	a	12:03.042	3:59.032
33	Joseph LOUGHLIN	a	4:10.430	4:10.430	33	Joseph LOUGHLIN	a	8:16.945	4:06.515	33	Joseph LOUGHLIN	a	12:21.574	4:04.629
73	John ELLA	a	4:13.337	4:13.337	73	John ELLA	a	8:21.257	4:07.920	73	John ELLA	a	12:29.478	4:08.221
57	Ian MORRELL	a	4:14.072	4:14.072	57	Ian MORRELL	a	8:27.472	4:13.400	25	Christian ELKIN	b	12:38.718	4:10.885
25	Christian ELKIN	b	4:14.936	4:14.936	25	Christian ELKIN	b	8:27.833	4:12.897	57	Ian MORRELL	a	12:42.928	4:15.456
35	Daley MATHISON	b	4:15.011	4:15.011	35	Daley MATHISON	b	8:30.464	4:15.453	35	Daley MATHISON	b	12:44.197	4:13.733
5	Paul JORDAN	b	4:17.661	4:17.661	5	Paul JORDAN	b	8:33.876	4:16.215	5	Paul JORDAN	b	12:48.474	4:14.598
34	William COWDEN	b	4:18.633	4:18.633	34	William COWDEN	b	8:36.869	4:18.236	34	William COWDEN	b	12:53.880	4:17.011
8	Nigel MOORE	b	4:21.401	4:21.401	8	Nigel MOORE	b	8:38.734	4:17.333	8	Nigel MOORE	b	12:57.249	4:18.515
16	Stephen MORRISON	a	4:22.399	4:22.399	16	Stephen MORRISON	a	8:43.067	4:20.668	15	Bryan HARDING	a	13:00.162	4:16.945
10	Warren REEVE	b	4:23.099	4:23.099	15	Bryan HARDING	a	8:43.217	4:17.240	16	Stephen MORRISON	a	13:02.853	4:19.786
15	Bryan HARDING	a	4:25.977	4:25.977	10	Warren REEVE	b	8:45.643	4:22.544	13	Paul MAGUIRE	a	13:09.396	4:21.847
7	Rene LOHSE	b	4:26.240	4:26.240	13	Paul MAGUIRE	a	8:47.549	4:20.364	18	Paul ROBINSON	b	13:11.859	4:23.984
13	Paul MAGUIRE	a	4:27.185	4:27.185	18	Paul ROBINSON	b	8:47.875	4:20.198	10	Warren REEVE	b	13:12.642	4:26.999
17	Sam DUNLOP	b	4:27.512	4:27.512	7	Rene LOHSE	b	8:49.273	4:23.033	7	Rene LOHSE	b	13:14.461	4:25.188
18	Paul ROBINSON	b	4:27.677	4:27.677	2	Craig GIBSON	b	8:53.373	4:22.705	20	Mark WADDELL	a	13:14.530	4:19.941
2	Craig GIBSON	b	4:30.668	4:30.668	20	Mark WADDELL	a	8:54.589	4:22.749	2	Craig GIBSON	b	13:16.001	4:22.628
20	Mark WADDELL	a	4:31.840	4:31.840	17	Sam DUNLOP	b	9:07.907	4:40.395	102	Peter FLETCHER	a	13:41.040	4:31.139
39	Steven LYND	b	4:35.443	4:35.443	102	Peter FLETCHER	a	9:09.901	4:32.985	27	Stephen DAVISON	a	13:46.866	4:34.721
102	Peter FLETCHER	a	4:36.916	4:36.916	27	Stephen DAVISON	a	9:12.145	4:32.573	48	Mark SHIELDS	a	13:47.501	4:32.983
48	Mark SHIELDS	a	4:39.364	4:39.364	39	Steven LYND	b	9:12.927	4:37.484	14	Jack SANDS	b	13:51.406	4:34.735
27	Stephen DAVISON	a	4:39.572	4:39.572	48	Mark SHIELDS	a	9:14.518	4:35.154	39	Steven LYND	b	13:51.483	4:38.556
36	John McALLISTER	a	4:42.169	4:42.169	14	Jack SANDS	b	9:16.671	4:34.058	32	Dave WALSH	b	14:08.733	4:40.996
14	Jack SANDS	b	4:42.613	4:42.613	32	Dave WALSH	b	9:27.737	4:41.108	29	Adrian LOGUE	c	14:09.279	4:38.898
32	Dave WALSH	b	4:46.629	4:46.629	29	Adrian LOGUE	c	9:30.381	4:40.742	38	Peter McKILLOP	b	14:26.897	4:49.811
29	Adrian LOGUE	c	4:49.639	4:49.639	38	Peter McKILLOP	b	9:37.086	4:46.782	11	Laird SHINGLETON	b	15:02.513	4:59.008
38	Peter McKILLOP	b	4:50.304	4:50.304	11	Laird SHINGLETON	b	10:03.505	5:01.450	31	Roy BEATTIE	c	15:16.194	5:06.603
37	Darren DUNCAN	c	4:59.921	4:59.921	31	Roy BEATTIE	c	10:09.591	5:04.071					
11	Laird SHINGLETON	b	5:02.055	5:02.055	37	Darren DUNCAN	c	10:11.381	5:11.460					
31	Roy BEATTIE	c	5:05.520	5:05.520										

Speed TrapDundrod '150' Lightweight / Ultra Lightweight Race

<u>No.</u>	<u>Name</u>	<u>Lap 1</u>	<u>Lap 2</u>
2	Craig GIBSON	125	
5	Paul JORDAN	129	126
7	Rene LOHSE		125
8	Nigel MOORE	122	120
9	James COWTON	142	142
10	Warren REEVE	124	
11	Laird SHINGLETON	112	
13	Paul MAGUIRE	129	
14	Jack SANDS		115
15	Bryan HARDING		140
16	Stephen MORRISON	128	
17	Sam DUNLOP	127	
18	Paul ROBINSON		125
20	Mark WADDELL	143	140
23	Neil KERNOHAN		142
25	Christian ELKIN	122	129
27	Stephen DAVISON		122
29	Adrian LOGUE	112	119
30	Yvonne MONTGOMERY	118	
31	Roy BEATTIE	109	106
32	Dave WALSH	117	110
33	Joseph LOUGHLIN	130	133
35	Daley MATHISON		123
36	John McALLISTER	135	
37	Darren DUNCAN	120	
38	Peter McKILLOP		103
39	Steven LYND	113	109
44	Trevor REID		125
48	Mark SHIELDS	131	
57	Ian MORRELL	132	129
73	John ELLA		137
102	Peter FLETCHER	132	125