



Wednesday 13th – Saturday 16th August 2014

promoted by
Dundrod & District Motorcycle Club
www.ulstergrandprix.net

PLANT LUBRICATION (NI)
LTD

DUNDROD 150



DUNDROD 150 SUPERBIKE



LISBURN
CITY COUNCIL



Supporters Club

Aer Lingus
Great Care. Great Fare.



BBC SPORT NI greenlighttv

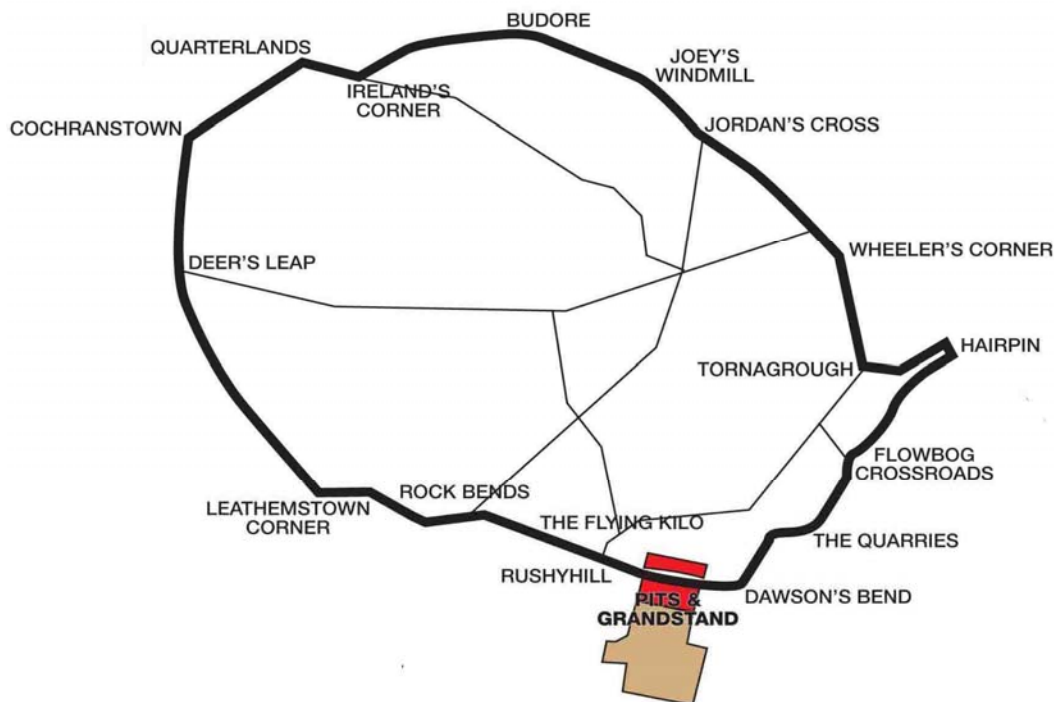


2&4
WHEEL MOTORSPORT
STEERING GROUP LTD.



News Letter

Dundrod Circuit 7.4011 miles



LAP RECORDS

Class	Name	Machine	m s	mph	Year
125cc	William Dunlop	Honda	3 55.017	113.370	2009
Moto 3	Christian Elkin	Honda 250	4 06.683	108.009	2013
250cc	Darran Lindsay	Honda	3 38.634	121.866	2006
400cc	Jason Griffiths	Yamaha 400	3 58.43	111.748	2003
Moto 450	Paul Owen	Yamaha	4 36.889	96.226	2011
Supertwin	Ryan Farquhar	Kawasaki 650	3 44.917	118.461	2012
Supersport	Michael Dunlop	Yamaha	3 27.187	128.599	2010
Superstock	Ian Hutchinson	Honda	3 21.599	132.163	2010
Superbike	Bruce Anstey (NZ)	Suzuki	3 18.870	133.977	2010
Challenge Superbike	Rob Barber	BMW	3 26.303	129.150	2012
National 750cc	Lee Johnston	Honda 600	3 36.269	123.198	2012

MOST WINS at the ULSTER GP

Joey Dunlop	24	1979 - 99	(125 - 2, 250 - 7, 500 - 3, Superbike - 8, F1 - 4)
Ian Lougher	18	1998 - 13	(125 - 4, 250 - 3, Supersport - 3, Superstock - 2, Superbike - 6)
Phillip McCallen	14	1991 - 96	(250 - 6, 400 - 1, Supersport - 3, Superbike - 4)
Guy Martin	11	2006 - 13	(Supersport - 4, Superbike - 7)
Brian Reid	9	1983 - 92	(250 - 4, 350 - 2, 400 - 1, F2 - 1, Supersport - 1)
Robert Dunlop	9	1990 - 03	(125 - 7, Superbike - 2)
Ryan Farquhar	9	2002 - 12	(400 - 1, Supertwin - 4, Supersport - 2, Superstock - 2)
Bruce Anstey (NZ)	8	2003 - 12	(Supersport - 2, Prod'n 600 - 1, Superstock - 2, Superbike - 3)
Stanley Woods	7	1924 - 39	(350 - 1, 500 - 4, Over 600 - 2)
Mike Hailwood	7	1959 - 67	(125 - 1, 250 - 1, 350 - 1, 500 - 4)
Giacomo Agostini (I)	7	1967 - 70	(350 - 4, 500 - 3)
Ray McCullough	7	1971 - 82	(250 - 3, 350 - 4)
Bob Jackson	7	1993 - 97	(SSP - 1, Classic 250 - 3, Classic 500 - 3)
William Dunlop	7	2007 - 13	(125 - 2, 250 - 2, Supersport - 3)
John Surtees	6	1955 - 60	(250 - 1, 350 - 3, 500 - 2)
John Williams	6	1973 - 78	(250 - 1, 350 - 1, 500 - 3, Superbike - 1)
Bill Swallow	6	1994 - 00	(Classic 350 - 3, Classic 500 - 3)
Michael Dunlop	6	2011 - 13	(Supersport - 2, Superstock - 3, Superbike - 1)

MOST WINS at the DUNDROD 150

Joey Dunlop	24	1976 - 94	(125 - 1, 250 - 5, 350 - 2, 500 - 3, Superbike - 13)
Bob Jackson	11	1981 - 98	(250 - 1, Supersport - 2, Superbike - 4, Classic - 4)
Ray McCullough	10	1965 - 82	(250 - 7, 350 - 3)

METZELER ULSTER GRAND PRIX SUPERBIKE

Dundrod 150 Qualifying
Wednesday, 13 August 2014



Qualifying Time **4:02.677** Qualifying Speed **109.792**


Pos	Class	No	Name	Machine / Sponsor	Best Lap			Total Laps	Qualifying Laps	
					Time	Behind	Speed			
1	SBK	4	Guy MARTIN	Suzuki - Tyco Suzuki by TAS Racing	3:24.704		130.158	8	10	9
2	SBK	5	Bruce ANSTEY	Honda - Valvoline Racing by Padgetts	3:24.856	0.152	130.062	9	10	8
3	SBK	6	William DUNLOP	Suzuki - Tyco Suzuki by TAS Racing	3:25.603	0.899	129.589	10	11	9
4	SBK	1	Michael DUNLOP	BMW - BMW Motorrad	3:25.686	0.982	129.537	7	8	5
5	SBK	13	Lee JOHNSTON	Honda - ECC / Pirtek	3:28.014	3.310	128.087	6	7	4
6	SBK	11	Stephen THOMPSON	BMW - Bathams prize winning ales	3:28.789	4.085	127.612	9	11	9
7	SBK	12	Dean HARRISON	Kawasaki - RC Express Racing by MSS	3:29.511	4.807	127.172	7	10	8
8	SBK	60	Peter HICKMAN	BMW - Ice Valley by Motorsave	3:30.911	6.207	126.328	6	7	6
9	SBK	2	Ian HUTCHINSON	Yamaha - Milwaukee Yamaha	3:31.927	7.223	125.722	10	11	9
10	SBK	29	Ivan LINTIN	Honda - Taylor Lindsey Racing	3:33.293	8.589	124.917	7	8	5
11	SBK	24	Steve MERCER	Suzuki - Team Traction Control	3:34.362	9.658	124.294	11	11	10
12	SBK	15	Derek SHEILS	Kawasaki - CD Racing	3:35.231	10.527	123.792	5	8	6
13	SBK	96	Alan BONNER	Honda	3:35.373	10.669	123.711	7	9	6
14	SBK	97	Seamus ELLIOTT	Kawasaki - D & G W Racing	3:35.686	10.982	123.531	9	10	8
15	SBK	19	Rob BARBER	BMW - Block Solutions	3:35.753	11.049	123.493	6	8	7
16	SBK	52	Russ MOUNTFORD	Kawasaki - Silicone Engineering Racing	3:36.137	11.433	123.273	7	9	7
17	SBK	61	John WALSH	BMW - Nolan	3:36.303	11.599	123.179	9	10	7
18	SBK	25	Ivan SHANLEY	Suzuki - Raymond Lilley Electrical	3:36.354	11.650	123.150	10	10	8
19	SBK	31	Shaun ANDERSON	Suzuki - CN Racing	3:37.081	12.377	122.737	7	8	7
20	SBK	71	Davy MORGAN	Honda - Strangford Holiday Park	3:38.115	13.411	122.156	4	6	5
21	SBK	14	Dan KNEEN	Suzuki - Cookstown BE Racing	3:38.655	13.951	121.854	2	5	3
22	SBK	111	Paul SHOESMITH	BMW - Ice Valley by Motorsave	3:39.207	14.503	121.547	8	9	7
23	SBK	48	Derek McGEE	Kawasaki - McGee Racing	3:39.656	14.952	121.299	4	4	3
24	SBK	40	Daley MATHISON	Suzuki - Hol-Taj/Team Classic Suzuki	3:39.926	15.222	121.150	8	9	7
25	SBK	65	Michael SWEENEY	Kawasaki - MJR Racing	3:40.018	15.314	121.099	4	7	6
26	SBK	94	Ben WYLIE	Bimota - bimota.uk.com	3:40.274	15.570	120.958	8	9	6
27	SBK	66	Tom McHALE	Honda	3:41.043	16.339	120.537	4	8	5
28	SBK	36	Fabrice MIGUET	Honda	3:41.495	16.791	120.291	5	6	4
29	SBK	43	Mark PARRETT	BMW - C & C Ltd.	3:42.194	17.490	119.913	10	10	8
30	SBK	16	Dave HEWSON	Aprilia - Obsession Engineering	3:42.363	17.659	119.822	9	9	7
31	SBK	9	James COWTON	Honda - R & B Plumbing	3:42.368	17.664	119.819	6	7	5
32	SBK	89	Colin STEPHENSON	Honda - CS Racing	3:43.178	18.474	119.384	2	6	4
33	SBK	27	Nuno CAETANO	Kawasaki - KS Team of Portugal	3:43.767	19.063	119.070	5	6	4
34	SBK	47	Alistair KIRK	Kawasaki - AKR / McCurry Motorsport	3:44.996	20.292	118.420	6	7	6
35	SBK	23	Dennis BOOTH	Suzuki	3:45.919	21.215	117.936	8	9	7
36	SBK	21	Alan CONNOR	Suzuki - Connor Racing	3:48.100	23.396	116.808	5	6	3
37	SBK	98	Paul OWEN	Honda - Team #98	3:48.265	23.561	116.724	2	3	2
38	SBK	91	Anthony McCOLGAN	Ducati	3:48.495	23.791	116.606	5	6	5
39	SBK	33	Paul CRANSTON	Suzuki - P & J Fuel Haulage	3:49.069	24.365	116.314	9	10	7
40	SBK	41	Neil GREGORY	Honda - Quelch Afterdark Racing	3:49.818	25.114	115.935	8	9	7
41	SBK	17	Mark GOODINGS	Kawasaki - IPG Racing	3:50.123	25.419	115.781	7	9	8
42	SBK	95	Xavier DENIS	Kawasaki	3:55.296	30.592	113.236	3	4	2

Non Qualifiers

SBK	70	Phillip CROWE	BMW - Handtrans-Objektum-Fleetwood	3:54.814	30.110	113.468	2	3	1
SBK	80	Darren COOPER	Kawasaki	4:00.163	35.459	110.941	3	3	1
SBK	38	Andrew SELLARS	Honda	4:05.303	40.599	108.617	8	10	0
SBK	30	Paddy WOODSIDE	Honda	4:09.676	44.972	106.714	10	10	0
SBK	26	Robert CAIRNS	Suzuki 750 - LR Tyres Racing	4:11.968	47.264	105.743	4	5	0
SBK	90	Ryan KNEEN	Kawasaki - Charmer Builders Ltd	5:54.271	2:29.567	75.208	1	1	0
SBK	100	Noel BRENNAN	Suzuki	7:49.227	4:24.523	56.783	1	1	0

Provisional result to be confirmed by the Stewards of the Meeting subject to completion of technical inspections & the time limit for protests

Page 1 / 1

Circuit	Dundrod	Signed		Organising Club	Dundrod & District MCC
Length(miles)	7.4011 Lap 1 (7.2763)	Chief Timekeeper		Qualifying Started	16:23
Weather	Cloudy	Issued At:	17:10		
Track	Dry				

METZELER ULSTER GRAND PRIX

SUPERBIKE

Dundrod 150 Qualifying

Wednesday, 13 August 2014

DETAILED RESULT



Qualifying Classification

Position

1 4 Guy MARTIN

SBK Behind **0.152**
Best Time **3:24.704** Best Speed **130.158** On **8** Gp **a**

Lap	Elapsed Time	Lap Time	Lap Speed
1	3:51.334	3:51.334	113.233
2	7:25.948	3:34.614	124.148
3	10:56.374	3:30.426	126.619
4	14:24.977	3:28.603	127.726
5	17:54.929	3:29.952	126.905
6	21:32.607	3:37.678	122.401
7	32:48.967	11:16.360	39.393
8	36:13.671	3:24.704	130.158
9	39:40.431	3:26.760	128.864
10	43:09.431	3:29.000	127.483

2 5 Bruce ANSTEY

SBK Behind **0.152**
Best Time **3:24.856** Best Speed **130.062** On **9** Gp **a**

Lap	Elapsed Time	Lap Time	Lap Speed
1	4:45.801	4:45.801	91.654
2	8:35.137	3:49.336	116.179
3	12:13.762	3:38.625	121.871
4	15:47.825	3:34.063	124.468
5	19:18.748	3:30.923	126.321
6	23:03.829	3:45.081	118.375
7	32:30.544	9:26.715	47.015
8	36:03.679	3:33.135	125.010
9	39:28.535	3:24.856	130.062
10	43:02.322	3:33.787	124.629

3 6 William DUNLOP

SBK Behind **0.899**
Best Time **3:25.603** Best Speed **129.589** On **10** Gp **a**

Lap	Elapsed Time	Lap Time	Lap Speed
1	4:11.375	4:11.375	104.206
2	7:46.525	3:35.150	123.839
3	11:18.178	3:31.653	125.885
4	14:54.999	3:36.821	122.885
5	18:28.084	3:33.085	125.039
6	25:41.899	7:13.815	61.418
7	29:09.904	3:28.005	128.093
8	32:35.857	3:25.953	129.369
9	36:01.897	3:26.040	129.315
10	39:27.500	3:25.603	129.589
11	43:17.367	3:49.867	115.910

Qualifying Classification

Position

4 1 Michael DUNLOP

SBK Behind **0.982**
Best Time **3:25.686** Best Speed **129.537** On **7** Gp **a**

Lap	Elapsed Time	Lap Time	Lap Speed
1	4:56.191	4:56.191	88.438
2	8:36.204	3:40.013	121.102
3	15:03.903	6:27.699	68.723
4	18:34.449	3:30.546	126.547
5	32:37.351	14:02.902	31.610
6	36:06.868	3:29.517	127.168
7	39:32.554	3:25.686	129.537
8	43:15.021	3:42.467	119.766

5 13 Lee JOHNSTON

SBK Behind **3.310**
Best Time **3:28.014** Best Speed **128.087** On **6** Gp **a**

Lap	Elapsed Time	Lap Time	Lap Speed
1	5:20.396	5:20.396	81.757
2	9:07.554	3:47.158	117.293
3	15:23.049	6:15.495	70.957
4	18:58.247	3:35.198	123.811
5	26:39.260	7:41.013	57.794
6	30:07.274	3:28.014	128.087
7	33:46.593	3:39.319	121.485

6 11 Stephen THOMPSON

SBK Behind **4.085**
Best Time **3:28.789** Best Speed **127.612** On **9** Gp **a**

Lap	Elapsed Time	Lap Time	Lap Speed
1	4:14.394	4:14.394	102.969
2	7:55.059	3:40.665	120.744
3	11:32.633	3:37.574	122.459
4	15:06.977	3:34.344	124.305
5	18:46.555	3:39.578	121.342
6	25:44.370	6:57.815	63.770
7	29:20.674	3:36.304	123.178
8	32:52.023	3:31.349	126.066
9	36:20.812	3:28.789	127.612
10	40:11.390	3:50.578	115.553
11	43:56.575	3:45.185	118.320

METZELER ULSTER GRAND PRIX

SUPERBIKE

Dundrod 150 Qualifying

Wednesday, 13 August 2014

DETAILED RESULT



Qualifying Classification

Position

7 12 Dean HARRISON

SBK Behind 4.807

Best Time 3:29.511 Best Speed 127.172 On 7 Gp a

Lap	Elapsed Time	Lap Time	Lap Speed
1	4:00.697	4:00.697	108.828
2	7:35.109	3:34.412	124.265
3	11:08.771	3:33.662	124.701
4	14:38.987	3:30.216	126.746
5	18:14.806	3:35.819	123.455
6	24:42.626	6:27.820	68.702
7	28:12.137	3:29.511	127.172
8	31:42.033	3:29.896	126.939
9	35:21.823	3:39.790	121.225
10	42:32.106	7:10.283	61.922

8 60 Peter HICKMAN

SBK Behind 6.207

Best Time 3:30.911 Best Speed 126.328 On 6 Gp a

Lap	Elapsed Time	Lap Time	Lap Speed
1	4:41.363	4:41.363	93.099
2	8:17.303	3:35.940	123.386
3	11:49.982	3:32.679	125.278
4	15:21.490	3:31.508	125.971
5	18:57.532	3:36.042	123.328
6	22:28.443	3:30.911	126.328
7	26:04.648	3:36.205	123.235

9 2 Ian HUTCHINSON

SBK Behind 7.223

Best Time 3:31.927 Best Speed 125.722 On 10 Gp a

Lap	Elapsed Time	Lap Time	Lap Speed
1	4:24.959	4:24.959	98.863
2	8:06.826	3:41.867	120.090
3	11:49.492	3:42.666	119.659
4	15:32.517	3:43.025	119.466
5	23:08.196	7:35.679	58.471
6	26:42.539	3:34.343	124.305
7	30:16.527	3:33.988	124.511
8	33:50.301	3:33.774	124.636
9	37:24.852	3:34.551	124.185
10	40:56.779	3:31.927	125.722
11	44:29.648	3:32.869	125.166

Qualifying Classification

Position

10 29 Ivan LINTIN

SBK Behind 8.589

Best Time 3:33.293 Best Speed 124.917 On 7 Gp a

Lap	Elapsed Time	Lap Time	Lap Speed
1	5:07.023	5:07.023	85.318
2	9:01.438	3:54.415	113.661
3	14:59.671	5:58.233	74.376
4	18:37.765	3:38.094	122.167
5	22:21.712	3:43.947	118.974
6	28:45.551	6:23.839	69.414
7	32:18.844	3:33.293	124.917
8	35:59.050	3:40.206	120.996

11 24 Steve MERCER

SBK Behind 9.658

Best Time 3:34.362 Best Speed 124.294 On 11 Gp a

Lap	Elapsed Time	Lap Time	Lap Speed
1	5:06.321	5:06.321	85.514
2	8:55.202	3:48.881	116.410
3	12:40.550	3:45.348	118.235
4	16:22.584	3:42.034	119.999
5	20:02.414	3:39.830	121.203
6	23:42.181	3:39.767	121.237
7	27:19.814	3:37.633	122.426
8	30:55.451	3:35.637	123.559
9	34:32.293	3:36.842	122.873
10	38:06.886	3:34.593	124.160
11	41:41.248	3:34.362	124.294

12 15 Derek SHEILS

SBK Behind 10.527

Best Time 3:35.231 Best Speed 123.792 On 5 Gp a

Lap	Elapsed Time	Lap Time	Lap Speed
1	4:33.037	4:33.037	95.938
2	8:12.327	3:39.290	121.501
3	11:48.888	3:36.561	123.032
4	15:26.546	3:37.658	122.412
5	19:01.777	3:35.231	123.792
6	22:42.576	3:40.799	120.671
7	31:29.910	8:47.334	50.526
8	35:10.325	3:40.415	120.881

METZELER ULSTER GRAND PRIX

SUPERBIKE

Dundrod 150 Qualifying

Wednesday, 13 August 2014

DETAILED RESULT



Qualifying Classification

Position

13 96 Alan BONNER

SBK Behind 10.669

Best Time 3:35.373 Best Speed 123.711 On 7 Gp a

Lap	Elapsed Time	Lap Time	Lap Speed
1	5:22.180	5:22.180	81.304
2	9:04.385	3:42.205	119.907
3	12:46.186	3:41.801	120.126
4	16:26.684	3:40.498	120.835
5	20:24.352	3:57.668	112.106
6	33:57.499	13:33.147	32.766
7	37:32.872	3:35.373	123.711
8	41:10.167	3:37.295	122.617
9	45:18.170	4:08.003	107.434

14 97 Seamus ELLIOTT

SBK Behind 10.982

Best Time 3:35.686 Best Speed 123.531 On 9 Gp a

Lap	Elapsed Time	Lap Time	Lap Speed
1	4:38.577	4:38.577	94.030
2	8:25.083	3:46.506	117.630
3	12:09.383	3:44.300	118.787
4	15:49.535	3:40.152	121.025
5	19:34.250	3:44.715	118.568
6	28:13.682	8:39.432	51.294
7	31:53.596	3:39.914	121.156
8	35:31.869	3:38.273	122.067
9	39:07.555	3:35.686	123.531
10	42:44.623	3:37.068	122.745

15 19 Rob BARBER

SBK Behind 11.049

Best Time 3:35.753 Best Speed 123.493 On 6 Gp a

Lap	Elapsed Time	Lap Time	Lap Speed
1	5:06.438	5:06.438	85.481
2	8:51.257	3:44.819	118.513
3	12:34.560	3:43.303	119.318
4	16:14.181	3:39.621	121.318
5	19:56.409	3:42.228	119.895
6	23:32.162	3:35.753	123.493
7	27:08.842	3:36.680	122.965
8	31:08.064	3:59.222	111.378

Qualifying Classification

Position

16 52 Russ MOUNTFORD

SBK Behind 11.433

Best Time 3:36.137 Best Speed 123.273 On 7 Gp a

Lap	Elapsed Time	Lap Time	Lap Speed
1	5:13.921	5:13.921	83.444
2	8:58.446	3:44.525	118.668
3	12:46.494	3:48.048	116.835
4	22:49.856	10:03.362	44.159
5	26:32.119	3:42.263	119.876
6	30:10.457	3:38.338	122.031
7	33:46.594	3:36.137	123.273
8	37:26.842	3:40.248	120.973
9	41:11.455	3:44.613	118.622

17 61 John WALSH

SBK Behind 11.599

Best Time 3:36.303 Best Speed 123.179 On 9 Gp a

Lap	Elapsed Time	Lap Time	Lap Speed
1	4:40.152	4:40.152	93.502
2	8:27.266	3:47.114	117.315
3	12:15.103	3:47.837	116.943
4	17:43.848	5:28.745	81.047
5	21:28.298	3:44.450	118.708
6	25:08.626	3:40.328	120.929
7	28:53.683	3:45.057	118.388
8	35:39.149	6:45.466	65.712
9	39:15.452	3:36.303	123.179
10	42:52.609	3:37.157	122.694

18 25 Ivan SHANLEY

SBK Behind 11.650

Best Time 3:36.354 Best Speed 123.150 On 10 Gp a

Lap	Elapsed Time	Lap Time	Lap Speed
1	5:04.179	5:04.179	86.116
2	8:54.494	3:50.315	115.685
3	12:47.986	3:53.492	114.111
4	21:17.895	8:29.909	52.252
5	25:03.485	3:45.590	118.108
6	28:47.387	3:43.902	118.998
7	32:29.722	3:42.335	119.837
8	36:12.061	3:42.339	119.835
9	39:52.655	3:40.594	120.783
10	43:29.009	3:36.354	123.150

METZELER ULSTER GRAND PRIX

SUPERBIKE

Dundrod 150 Qualifying

Wednesday, 13 August 2014

DETAILED RESULT



Qualifying Classification

Position

19 31 Shaun ANDERSON

SBK Behind 12.377

Best Time 3:37.081 Best Speed 122.737 On 7 Gp a

Lap	Elapsed Time	Lap Time	Lap Speed
1	5:51.735	5:51.735	74.473
2	9:36.883	3:45.148	118.340
3	13:20.595	3:43.712	119.099
4	17:03.687	3:43.092	119.430
5	20:48.438	3:44.751	118.549
6	24:26.609	3:38.171	122.124
7	28:03.690	3:37.081	122.737
8	31:48.899	3:45.209	118.308

20 71 Davy MORGAN

SBK Behind 13.411

Best Time 3:38.115 Best Speed 122.156 On 4 Gp a

Lap	Elapsed Time	Lap Time	Lap Speed
1	5:25.604	5:25.604	80.450
2	9:10.031	3:44.427	118.720
3	12:55.753	3:45.722	118.039
4	16:33.868	3:38.115	122.156
5	20:14.471	3:40.603	120.778
6	24:09.760	3:55.289	113.239

21 14 Dan KNEEN

SBK Behind 13.951

Best Time 3:38.655 Best Speed 121.854 On 2 Gp a

Lap	Elapsed Time	Lap Time	Lap Speed
1	4:29.980	4:29.980	97.025
2	8:08.635	3:38.655	121.854
3	11:50.253	3:41.618	120.225
4	15:31.942	3:41.689	120.186
5	22:07.950	6:36.008	67.281

22 111 Paul SHOESMITH

SBK Behind 14.503

Best Time 3:39.207 Best Speed 121.547 On 8 Gp a

Lap	Elapsed Time	Lap Time	Lap Speed
1	5:06.913	5:06.913	85.349
2	8:55.665	3:48.752	116.475
3	12:45.201	3:49.536	116.077
4	16:30.022	3:44.821	118.512
5	20:14.262	3:44.240	118.819
6	24:09.205	3:54.943	113.406
7	34:32.147	10:22.942	42.771
8	38:11.354	3:39.207	121.547
9	41:52.965	3:41.611	120.229

Qualifying Classification

Position

23 48 Derek McGEE

SBK Behind 14.952

Best Time 3:39.656 Best Speed 121.299 On 4 Gp a

Lap	Elapsed Time	Lap Time	Lap Speed
1	5:05.381	5:05.381	85.777
2	8:50.852	3:45.471	118.170
3	12:31.952	3:41.100	120.506
4	16:11.608	3:39.656	121.299

24 40 Daley MATHISON

SBK Behind 15.222

Best Time 3:39.926 Best Speed 121.150 On 8 Gp a

Lap	Elapsed Time	Lap Time	Lap Speed
1	5:07.649	5:07.649	85.145
2	8:56.145	3:48.496	116.606
3	12:44.884	3:48.739	116.482
4	16:35.523	3:50.639	115.522
5	29:25.283	12:49.760	34.613
6	33:09.135	3:43.852	119.025
7	36:54.066	3:44.931	118.454
8	40:33.992	3:39.926	121.150
9	44:14.245	3:40.253	120.970

25 65 Michael SWEENEY

SBK Behind 15.314

Best Time 3:40.018 Best Speed 121.099 On 4 Gp a

Lap	Elapsed Time	Lap Time	Lap Speed
1	5:04.986	5:04.986	85.888
2	8:51.675	3:46.689	117.535
3	12:34.864	3:43.189	119.378
4	16:14.882	3:40.018	121.099
5	20:02.246	3:47.364	117.186
6	23:44.187	3:41.941	120.050
7	27:28.032	3:43.845	119.029

26 94 Ben WYLIE

SBK Behind 15.570

Best Time 3:40.274 Best Speed 120.958 On 8 Gp a

Lap	Elapsed Time	Lap Time	Lap Speed
1	5:07.392	5:07.392	85.216
2	9:00.628	3:53.236	114.236
3	16:12.334	7:11.706	61.718
4	20:01.923	3:49.589	116.051
5	30:00.439	9:58.516	44.517
6	33:44.347	3:43.908	118.995
7	37:26.255	3:41.908	120.068
8	41:06.529	3:40.274	120.958
9	44:53.505	3:46.976	117.387

METZELER ULSTER GRAND PRIX

SUPERBIKE

Dundrod 150 Qualifying

Wednesday, 13 August 2014

DETAILED RESULT



Qualifying Classification

Position

27 66 Tom McHALE

SBK Behind 16.339

Best Time 3:41.043 Best Speed 120.537 On 4 Gp a

Lap	Elapsed Time	Lap Time	Lap Speed
1	5:53.343	5:53.343	74.134
2	9:37.167	3:43.824	119.040
3	13:21.965	3:44.798	118.524
4	17:03.008	3:41.043	120.537
5	20:53.740	3:50.732	115.476
6	33:30.678	12:36.938	35.200
7	39:21.398	5:50.720	75.969
8	43:03.996	3:42.598	119.695

28 36 Fabrice MIGUET

SBK Behind 16.791

Best Time 3:41.495 Best Speed 120.291 On 5 Gp a

Lap	Elapsed Time	Lap Time	Lap Speed
1	5:35.779	5:35.779	78.012
2	9:25.983	3:50.204	115.741
3	13:18.201	3:52.218	114.737
4	22:28.529	9:10.328	48.415
5	26:10.024	3:41.495	120.291
6	29:59.643	3:49.619	116.036

29 43 Mark PARRETT

SBK Behind 17.490

Best Time 3:42.194 Best Speed 119.913 On 10 Gp a

Lap	Elapsed Time	Lap Time	Lap Speed
1	5:15.664	5:15.664	82.983
2	9:07.827	3:52.163	114.764
3	12:53.316	3:45.489	118.161
4	16:36.916	3:43.600	119.159
5	20:21.609	3:44.693	118.579
6	24:07.326	3:45.717	118.041
7	27:56.693	3:49.367	116.163
8	34:15.570	6:18.877	70.324
9	37:58.943	3:43.373	119.280
10	41:41.137	3:42.194	119.913

Qualifying Classification

Position

30 16 Dave HEWSON

SBK Behind 17.659

Best Time 3:42.363 Best Speed 119.822 On 9 Gp a

Lap	Elapsed Time	Lap Time	Lap Speed
1	5:15.805	5:15.805	82.946
2	9:08.093	3:52.288	114.702
3	12:57.477	3:49.384	116.154
4	16:43.494	3:46.017	117.885
5	20:27.715	3:44.221	118.829
6	24:15.451	3:47.736	116.995
7	34:05.827	9:50.376	45.130
8	37:49.510	3:43.683	119.115
9	41:31.873	3:42.363	119.822

31 9 James COWTON

SBK Behind 17.664

Best Time 3:42.368 Best Speed 119.819 On 6 Gp a

Lap	Elapsed Time	Lap Time	Lap Speed
1	5:28.439	5:28.439	79.755
2	9:16.483	3:48.044	116.837
3	13:02.033	3:45.550	118.129
4	16:51.497	3:49.464	116.114
5	28:46.480	11:54.983	37.265
6	32:28.848	3:42.368	119.819
7	36:12.573	3:43.725	119.092

32 89 Colin STEPHENSON

SBK Behind 18.474

Best Time 3:43.178 Best Speed 119.384 On 2 Gp a

Lap	Elapsed Time	Lap Time	Lap Speed
1	5:54.177	5:54.177	73.959
2	9:37.355	3:43.178	119.384
3	13:21.355	3:44.000	118.946
4	17:16.023	3:54.668	113.539
5	38:48.231	21:32.208	20.619
6	42:33.672	3:45.441	118.186

33 27 Nuno CAETANO

SBK Behind 19.063

Best Time 3:43.767 Best Speed 119.070 On 5 Gp a

Lap	Elapsed Time	Lap Time	Lap Speed
1	5:33.006	5:33.006	78.661
2	9:21.366	3:48.360	116.675
3	13:08.875	3:47.509	117.112
4	16:53.558	3:44.683	118.585
5	20:37.325	3:43.767	119.070
6	24:59.192	4:21.867	101.746

METZELER ULSTER GRAND PRIX

SUPERBIKE

Dundrod 150 Qualifying

Wednesday, 13 August 2014

DETAILED RESULT



Qualifying Classification

Position

34 47 Alistair KIRK

SBK Behind 20.292

Best Time 3:44.996 Best Speed 118.420 On 6 Gp a

Lap	Elapsed Time	Lap Time	Lap Speed
1	8:45.705	8:45.705	49.828
2	12:37.469	3:51.764	114.962
3	16:26.653	3:49.184	116.256
4	20:13.808	3:47.155	117.294
5	24:01.957	3:48.149	116.783
6	27:46.953	3:44.996	118.420
7	31:46.486	3:59.533	111.233

35 23 Dennis BOOTH

SBK Behind 21.215

Best Time 3:45.919 Best Speed 117.936 On 8 Gp a

Lap	Elapsed Time	Lap Time	Lap Speed
1	5:54.972	5:54.972	73.794
2	9:56.131	4:01.159	110.483
3	13:51.478	3:55.347	113.211
4	17:43.550	3:52.072	114.809
5	21:35.416	3:51.866	114.911
6	25:27.583	3:52.167	114.762
7	35:29.336	10:01.753	44.277
8	39:15.255	3:45.919	117.936
9	43:06.575	3:51.320	115.182

36 21 Alan CONNOR

SBK Behind 23.396

Best Time 3:48.100 Best Speed 116.808 On 5 Gp a

Lap	Elapsed Time	Lap Time	Lap Speed
1	6:02.929	6:02.929	72.176
2	9:58.290	3:55.361	113.205
3	13:54.492	3:56.202	112.802
4	23:11.106	9:16.614	47.868
5	26:59.206	3:48.100	116.808
6	31:15.484	4:16.278	103.965

37 98 Paul OWEN

SBK Behind 23.561

Best Time 3:48.265 Best Speed 116.724 On 2 Gp a

Lap	Elapsed Time	Lap Time	Lap Speed
1	5:27.561	5:27.561	79.969
2	9:15.826	3:48.265	116.724
3	13:04.305	3:48.479	116.614

Qualifying Classification

Position

38 91 Anthony McCOLGAN

SBK Behind 23.791

Best Time 3:48.495 Best Speed 116.606 On 5 Gp a

Lap	Elapsed Time	Lap Time	Lap Speed
1	5:11.354	5:11.354	84.132
2	9:07.500	3:56.146	112.828
3	13:01.784	3:54.284	113.725
4	16:52.611	3:50.827	115.428
5	20:41.106	3:48.495	116.606
6	24:39.769	3:58.663	111.638

39 33 Paul CRANSTON

SBK Behind 24.365

Best Time 3:49.069 Best Speed 116.314 On 9 Gp a

Lap	Elapsed Time	Lap Time	Lap Speed
1	4:45.126	4:45.126	91.871
2	8:40.125	3:54.999	113.379
3	12:39.279	3:59.154	111.409
4	19:37.546	6:58.267	63.701
5	23:31.903	3:54.357	113.690
6	27:23.948	3:52.045	114.822
7	31:15.832	3:51.884	114.902
8	35:06.662	3:50.830	115.427
9	38:55.731	3:49.069	116.314
10	43:06.046	4:10.315	106.442

40 41 Neil GREGORY

SBK Behind 25.114

Best Time 3:49.818 Best Speed 115.935 On 8 Gp a

Lap	Elapsed Time	Lap Time	Lap Speed
1	5:33.050	5:33.050	78.651
2	9:36.007	4:02.957	109.665
3	13:36.120	4:00.113	110.964
4	17:33.344	3:57.224	112.316
5	21:29.596	3:56.252	112.778
6	25:23.228	3:53.632	114.042
7	29:14.066	3:50.838	115.423
8	33:03.884	3:49.818	115.935
9	36:54.957	3:51.073	115.305

METZELER ULSTER GRAND PRIX

SUPERBIKE

Dundrod 150 Qualifying

Wednesday, 13 August 2014

DETAILED RESULT



Qualifying Classification

Position

41 17 Mark GOODINGS

SBK Behind 25.419

Best Time 3:50.123 Best Speed 115.781 On 7 Gp a

Lap	Elapsed Time	Lap Time	Lap Speed
1	5:35.479	5:35.479	78.081
2	9:36.752	4:01.273	110.431
3	13:33.615	3:56.863	112.487
4	17:34.869	4:01.254	110.439
5	21:32.130	3:57.261	112.298
6	25:23.701	3:51.571	115.057
7	29:13.824	3:50.123	115.781
8	33:04.278	3:50.454	115.615
9	36:55.078	3:50.800	115.442

42 95 Xavier DENIS

SBK Behind 30.592

Best Time 3:55.296 Best Speed 113.236 On 3 Gp a

Lap	Elapsed Time	Lap Time	Lap Speed
1	5:56.724	5:56.724	73.431
2	9:55.512	3:58.788	111.580
3	13:50.808	3:55.296	113.236
4	18:03.884	4:13.076	105.280

Non Qualifiers

Position

70 Phillip CROWE

SBK Behind 30.110

Best Time 3:54.814 Best Speed 113.468 On 2 Gp a

Lap	Elapsed Time	Lap Time	Lap Speed
1	5:07.734	5:07.734	85.121
2	9:02.548	3:54.814	113.468
3	14:21.506	5:18.958	83.534

80 Darren COOPER

SBK Behind 35.459

Best Time 4:00.163 Best Speed 110.941 On 3 Gp a

Lap	Elapsed Time	Lap Time	Lap Speed
1	5:24.657	5:24.657	80.684
2	9:28.357	4:03.700	109.331
3	13:28.520	4:00.163	110.941

Non Qualifiers

Position

38 Andrew SELLARS

SBK Behind 40.599

Best Time 4:05.303 Best Speed 108.617 On 8 Gp a

Lap	Elapsed Time	Lap Time	Lap Speed
1	5:56.320	5:56.320	73.514
2	10:09.054	4:12.734	105.423
3	14:20.769	4:11.715	105.850
4	18:28.051	4:07.282	107.747
5	22:34.596	4:06.545	108.069
6	26:40.752	4:06.156	108.240
7	30:46.151	4:05.399	108.574
8	34:51.454	4:05.303	108.617
9	38:58.769	4:07.315	107.733
10	43:06.610	4:07.841	107.504

30 Paddy WOODSIDE

SBK Behind 44.972

Best Time 4:09.676 Best Speed 106.714 On 10 Gp a

Lap	Elapsed Time	Lap Time	Lap Speed
1	5:59.515	5:59.515	72.861
2	10:18.045	4:18.530	103.059
3	14:32.981	4:14.936	104.512
4	18:45.734	4:12.753	105.415
5	22:58.668	4:12.934	105.340
6	27:14.115	4:15.447	104.303
7	31:27.037	4:12.922	105.345
8	35:39.101	4:12.064	105.703
9	39:53.811	4:14.710	104.605
10	44:03.487	4:09.676	106.714

26 Robert CAIRNS

SBK Behind 47.264

Best Time 4:11.968 Best Speed 105.743 On 4 Gp a

Lap	Elapsed Time	Lap Time	Lap Speed
1	7:26.241	7:26.241	58.701
2	11:45.626	4:19.385	102.720
3	15:59.811	4:14.185	104.821
4	20:11.779	4:11.968	105.743
5	24:33.207	4:21.428	101.917

90 Ryan KNEEN

SBK Behind 2:29.567

Best Time 5:54.271 Best Speed 75.208 On 1 Gp a

Lap	Elapsed Time	Lap Time	Lap Speed
1	5:54.271	5:54.271	73.940

METZELER ULSTER GRAND PRIX

SUPERBIKE

Dundrod 150 Qualifying

Wednesday, 13 August 2014

DETAILED RESULT



Non Qualifiers

Position

100 Noel BRENNAN

SBK Behind **4:24.523**
Best Time **7:49.227** Best Speed **56.783** On 1 Gp a

Lap	Elapsed Time	Lap Time	Lap Speed
1	7:49.227	7:49.227	55.825

Speed TrapDundrod '150' Superbike 1st Practice

No.	Name	Lap 1	Lap 2	Lap 3	Lap 4	Lap 5	Lap 6	Lap 7	Lap 8	Lap 9	Lap 10
1	Michael DUNLOP			172	185					188	184
2	Ian HUTCHINSON	174	182			176	184				180
4	Guy MARTIN	184	184	186	186	184			184	186	184
5	Bruce ANSTEY		182	182	179	184				184	
6	William DUNLOP	186	187	191	189		188	189	189		185
9	James COWTON	178							185		
11	Stephen THOMPSON	182	181	182						181	
12	Dean HARRISON	178	184	184	181		184	184	184		
14	Dan KNEEN	182	181		183	179	182				
16	Dave HEWSON					165			167	168	
17	Mark GOODINGS	173									
18	James McBRIDE							182			
19	Rob BARBER						175				
21	Alan CONNOR	170	167				153				
23	Dennis BOOTH		168		179	167					172
24	Steve MERCER			181	178	178				179	
25	Ivan SHANLEY	172					169				176
26	Robert CAIRNS		160								
27	Nuno CAETANO		171								
29	Ivan LINTIN				173	171			172		
30	Paddy WOODSIDE	157	156								
31	Shaun ANDERSON					172	172				
33	Paul CRANSTON	170						161			
36	Fabrice MIGUET						176				
38	Andrew SELLARS			180							
41	Neil GREGORY					165			162		
43	Mark PARRETT		177			171	172		173	173	
47	Alistair KIRK				177	176					
60	Peter HICKMAN	183	183	183	182	180					
61	John WALSH		182			180					
65	Nikki COATES		184								
66	Tom McHALE				173					163	178
71	Davy MORGAN	179			173						
89	Colin STEPHENSON									167	
91	Anthony McCOLGAN					160					
94	Ben WYLIE							174			
96	Alan BONNER								169	167	
97	Seamus ELLIOTT	178		176	177		178		179	179	178
98	Paul OWEN		173								
111	Paul SHOESMITH			178	182					180	

METZELER ULSTER GRAND PRIX

SUPERBIKE

Dundrod 7.401 miles

Race 5 - Topaz/Airport Road Service Station Dundrod 150 Superbike 14/08/2014 18:30

Race (6 Laps)

RACE 5 - DUNDROD 150 SUPERBIKE Page 1 of 2

	D	C	B	A	
14					
13					
12	21	23	47	27	
11					
10	89	9	16		
9	43	36	66	94	
8	65	40	48		
7	111	14	71	31	B
6					
5	25	61	52	19	
4	97	96	15		
3	24	29	2	60	
2	12	11	13		
1	1	6	5	4	A

POLE POSITION A



Promoted by Dundrod and District Motorcycle Club

Orbits

Provisional result to be confirmed by the Stewards of the Meeting subject to the completion of technical inspections and the time limit for protests
MCUI (Ulster Centre) Timing @ www.elaps-timing.com

www.mylaps.com
Licensed to: MCUI

METZELER ULSTER GRAND PRIX


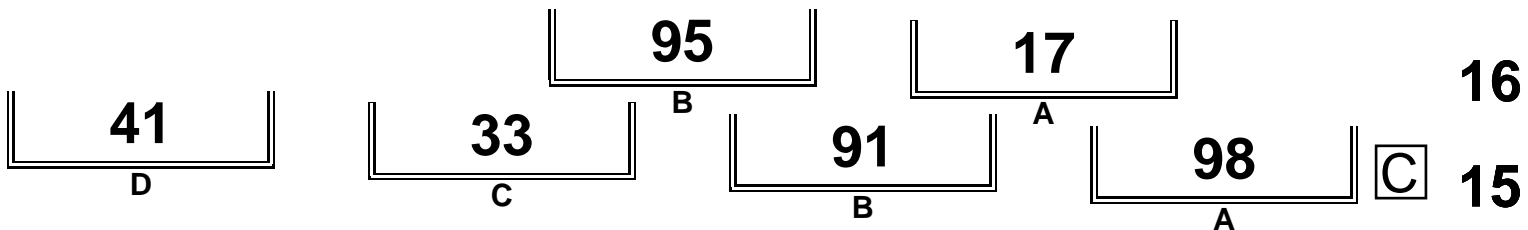
SUPERBIKE

Dundrod 7.401 miles

Race 5 - Topaz/Airport Road Service Station Dundrod 150 Superbike 14/08/2014 18:30

Race (6 Laps)

RACE 5 - DUNDROD 150 SUPERBIKE Page 2 of 2



METZELER ULSTER GRAND PRIX

SUPERBIKE

Plant Lubrication (NI) Dundrod 150 Race 4 Amended

Thursday, 14 August 2014

Topaz/Airport Road Service Station Superbike



-----Best Lap-----
 Pos Class No Name Machine / Sponsor Gp Laps Total Time Behind Speed Time Speed On

Race Classification

1	SBK	4	Guy MARTIN	Suzuki - Tyco Suzuki by TAS Racing	a	5	16:46.389		131.928	3:19.860	133.313	5
2	SBK	5	Bruce ANSTEY	Honda - Valvoline Racing by Padgetts	a	5	16:46.631	0.242	131.896	3:19.881	133.299	4
3	SBK	1	Michael DUNLOP	BMW - BMW Motorrad	a	5	16:48.848	2.459	131.606	3:20.085	133.163	5
4	SBK	12	Dean HARRISON	Kawasaki - RC Express Racing by MSS	a	5	16:51.175	4.786	131.303	3:20.004	133.217	4
5	SBK	13	Lee JOHNSTON	Honda - ECC / Pirtek	a	5	16:51.293	4.904	131.288	3:20.499	132.888	4
6	SBK	6	William DUNLOP	Suzuki - Tyco Suzuki by TAS Racing	a	5	16:51.994	5.605	131.197	3:20.716	132.745	4
7	SBK	60	Peter HICKMAN	BMW - Ice Valley by Motorsave	a	5	17:05.403	19.014	129.481	3:23.082	131.198	4
8	SBK	24	Steve MERCER	Suzuki - Team Traction Control	a	5	17:07.872	21.483	129.170	3:23.675	130.816	2
9	SBK	2	Ian HUTCHINSON	Yamaha - Milwaukee Yamaha	a	5	17:08.146	21.757	129.136	3:23.996	130.610	5
10	SBK	14	Dan KNEEN	Suzuki - Marks Bloom Racing	b	5	17:19.641	33.252	127.708	3:26.560	128.989	3
11	SBK	15	Derek SHEILS	Kawasaki - CD Racing	a	5	17:27.679	41.290	126.728	3:28.025	128.081	2
12	SBK	11	Stephen THOMPSON	BMW - Bathams prize winning ales	a	5	17:27.733	41.344	126.722	3:27.608	128.338	2
13	SBK	29	Ivan LINTIN	Honda - Taylor Lindsey Racing	a	5	17:28.176	41.787	126.668	3:27.285	128.538	2
14	SBK	61	John WALSH	BMW - Nolan	a	5	17:29.544	43.155	126.503	3:27.925	128.142	2
15	SBK	19	Rob BARBER	BMW - Block Solutions	a	5	17:30.770	44.381	126.355	3:28.286	127.920	2
16	SBK	40	Daley MATHISON	Suzuki - Hol-Taj/Team Classic Suzuki	b	5	17:38.976	52.587	125.376	3:30.934	126.314	3
17	SBK	97	Seamus ELLIOTT	Kawasaki - D & G W Racing	a	5	17:42.953	56.564	124.907	3:30.411	126.628	2
18	SBK	71	Davy MORGAN	Honda - Strangford Holiday Park	b	5	17:49.054	1:02.665	124.194	3:32.932	125.129	3
19	SBK	31	Shaun ANDERSON	Suzuki - CN Racing	b	5	17:49.480	1:03.091	124.145	3:31.667	125.877	3
20	SBK	111	Paul SHOESMITH	BMW - Ice Valley by Motorsave	b	5	17:54.243	1:07.854	123.594	3:32.825	125.192	3
21	SBK	98	Paul OWEN	Honda - Team #98	c	5	17:59.880	1:13.491	122.949	3:34.573	124.172	3
22	SBK	36	Fabrice MIGUET	Honda	b	5	18:05.553	1:19.164	122.307	3:33.743	124.654	5
23	SBK	16	Dave HEWSON	Aprilia - Obsession Engineering	b	5	18:05.998	1:19.609	122.257	3:34.361	124.295	5
24	SBK	43	Mark PARRETT	BMW - C & C Ltd.	b	5	18:16.031	1:29.642	121.138	3:37.611	122.438	3
25	SBK	95	Xavier DENIS	Kawasaki	c	5	18:32.251	1:45.862	119.371	3:41.004	120.559	2
26	SBK	23	Dennis BOOTH	Suzuki	b	5	18:34.916	1:48.527	119.086	3:40.300	120.944	3
27	SBK	21	Alan CONNOR	Suzuki - Connor Racing	b	5	18:35.104	1:48.715	119.066	3:40.131	121.037	3
28	SBK	17	Mark GOODINGS	Kawasaki - IPG Racing	c	5	18:42.467	1:56.078	118.285	3:41.437	120.323	3
29	SBK	91	Anthony McCOLGAN	Ducati	c	5	18:57.948	2:11.559	116.675	3:45.570	118.118	2
30	SBK	41	Neil GREGORY	Honda - Quelch Afterdark Racing	c	5	18:58.082	2:11.693	116.662	3:45.527	118.141	2
31	SBK	80	Darren COOPER	Kawasaki	c	5	19:02.760	2:16.371	116.184	3:43.423	119.253	4
32	SBK	69	George SPENCE	Honda - Dod Spence Racing	c	5	19:14.874	2:28.485	114.965	3:48.050	116.834	4
33	SBK	33	Paul CRANSTON	Honda 600 - P & J Fuel Haulage	c	5	19:24.947	2:38.558	113.971	3:49.333	116.180	5
34	SBK	66	Tom McHALE	Honda	b	5	19:29.913	2:43.524	113.488	3:37.087	122.734	3
35	SBK	94	Ben WYLIE	Bimota - bimota.uk.com	b	4	18:54.278	1 Lap	93.563	3:33.537	124.774	4

Fastest Lap


SBK	4	Guy MARTIN	Suzuki - Tyco Suzuki by TAS Racing	a						3:19.860	133.313	5
-----	---	------------	------------------------------------	---	--	--	--	--	--	----------	---------	---

Not Classified

DNF	SBK	38	Andrew SELLARS	Honda	c	1	4:07.793	4 Laps	105.712	4:07.793	105.712	1
DNF	SBK	70	Phillip CROWE	BMW - Handtrans-Objektum-Fleetwood	c	1	5:07.248	59.455	85.256	5:07.248	85.256	1

Provisional result to be confirmed by the Stewards of the Meeting subject to completion of technical inspections & the time limit for protests

Page 1 / 1

Circuit	Dundrod	Signed		Organising Club	Dundrod & District MCC
Length(miles)	7.4011	Lap 1 (7.2763)	Chief Timekeeper	Race Started	19:25
Weather	Bright	Issued At:	20:20	Gp Time Diff - b 28.53 / c 53.75	
Track	Dry				



MCUI Ulster
Centre Timing
powered by
e-Laps timing software
www.elaps-timing.com



METZELER ULSTER GRAND PRIX

SUPERBIKE

Plant Lubrication (NI) Dundrod 150 Race 4 Amended

Thursday, 14 August 2014

DETAILED RESULT



Topaz/Airport Road Service Station Sup

Topaz/Airport Road Service Station Sup

Race Classification

1 4 Guy MARTIN

Total Time **16:46.389** Avg Speed **131.928** Behind
Best Time **3:19.860** Best Speed **133.313** On **5** Gp **a**

Lap	Elapsed Time	Lap Time	Lap Speed
1	3:24.526	3:24.526	128.075
2	6:44.940	3:20.414	132.945
3	10:06.122	3:21.182	132.437
4	13:26.529	3:20.407	132.949
5	16:46.389	3:19.860	133.313

2 5 Bruce ANSTEY

Total Time **16:46.631** Avg Speed **131.896** Behind **0.242**
Best Time **3:19.881** Best Speed **133.299** On **4** Gp **a**

Lap	Elapsed Time	Lap Time	Lap Speed
1	3:24.675	3:24.675	127.982
2	6:45.143	3:20.468	132.909
3	10:06.295	3:21.152	132.457
4	13:26.176	3:19.881	132.299
5	16:46.631	3:20.455	132.917

3 1 Michael DUNLOP

Total Time **16:48.848** Avg Speed **131.606** Behind **2.459**
Best Time **3:20.085** Best Speed **133.163** On **5** Gp **a**

Lap	Elapsed Time	Lap Time	Lap Speed
1	3:26.599	3:26.599	126.790
2	6:47.584	3:20.985	132.567
3	10:08.243	3:20.659	132.782
4	13:28.763	3:20.520	132.874
5	16:48.848	3:20.085	133.163

4 12 Dean HARRISON

Total Time **16:51.175** Avg Speed **131.303** Behind **4.786**
Best Time **3:20.004** Best Speed **133.217** On **4** Gp **a**

Lap	Elapsed Time	Lap Time	Lap Speed
1	3:26.133	3:26.133	127.077
2	6:47.879	3:21.746	132.067
3	10:09.357	3:21.478	132.243
4	13:29.361	3:20.004	133.217
5	16:51.175	3:21.814	132.022

Race Classification

5 13 Lee JOHNSTON

Total Time **16:51.293** Avg Speed **131.288** Behind **4.904**
Best Time **3:20.499** Best Speed **132.888** On **4** Gp **a**

Lap	Elapsed Time	Lap Time	Lap Speed
1	3:26.839	3:26.839	126.643
2	6:47.941	3:21.102	132.490
3	10:09.614	3:21.673	132.115
4	13:30.113	3:20.499	132.888
5	16:51.293	3:21.180	132.438

6 6 William DUNLOP

Total Time **16:51.994** Avg Speed **131.197** Behind **5.605**
Best Time **3:20.716** Best Speed **132.745** On **4** Gp **a**

Lap	Elapsed Time	Lap Time	Lap Speed
1	3:26.434	3:26.434	126.891
2	6:47.490	3:21.056	132.520
3	10:09.073	3:21.583	132.174
4	13:29.789	3:20.716	132.745
5	16:51.994	3:22.205	131.767

7 60 Peter HICKMAN

Total Time **17:05.403** Avg Speed **129.481** Behind **19.014**
Best Time **3:23.082** Best Speed **131.198** On **4** Gp **a**

Lap	Elapsed Time	Lap Time	Lap Speed
1	3:31.074	3:31.074	124.102
2	6:54.235	3:23.161	131.147
3	10:17.599	3:23.364	131.016
4	13:40.681	3:23.082	131.198
5	17:05.403	3:24.722	130.147

8 24 Steve MERCER

Total Time **17:07.872** Avg Speed **129.170** Behind **21.483**
Best Time **3:23.675** Best Speed **130.816** On **2** Gp **a**

Lap	Elapsed Time	Lap Time	Lap Speed
1	3:30.707	3:30.707	124.318
2	6:54.382	3:23.675	130.816
3	10:18.117	3:23.735	130.778
4	13:42.886	3:24.769	130.117
5	17:07.872	3:24.986	129.979



MCUI Ulster
Centre Timing
powered by
e-Laps timing software

www.elaps-timing.com



METZELER ULSTER GRAND PRIX

SUPERBIKE

Plant Lubrication (NI) Dundrod 150 Race 4 Amended

Thursday, 14 August 2014

DETAILED RESULT



Topaz/Airport Road Service Station Sup

Race Classification

9 2 Ian HUTCHINSON

Total Time **17:08.146** Avg Speed **129.136** Behind **21.757**
Best Time **3:23.996** Best Speed **130.610** On **5** Gp **a**

Lap	Elapsed Time	Lap Time	Lap Speed
1	3:28.649	3:28.649	125.544
2	6:53.998	3:25.349	129.750
3	10:19.719	3:25.721	129.515
4	13:44.150	3:24.431	130.332
5	17:08.146	3:23.996	130.610

10 14 Dan KNEEN

Total Time **17:19.641** Avg Speed **127.708** Behind **33.252**
Best Time **3:26.560** Best Speed **128.989** On **3** Gp **b**

Lap	Elapsed Time	Lap Time	Lap Speed
1	3:30.686	3:30.686	124.330
2	6:57.939	3:27.253	128.558
3	10:24.499	3:26.560	128.989
4	13:51.231	3:26.732	128.882
5	17:19.641	3:28.410	127.844

11 15 Derek SHEILS

Total Time **17:27.679** Avg Speed **126.728** Behind **41.290**
Best Time **3:28.025** Best Speed **128.081** On **2** Gp **a**

Lap	Elapsed Time	Lap Time	Lap Speed
1	3:31.626	3:31.626	123.778
2	6:59.651	3:28.025	128.081
3	10:28.773	3:29.122	127.409
4	13:58.717	3:29.944	126.910
5	17:27.679	3:28.962	127.506

12 11 Stephen THOMPSON

Total Time **17:27.733** Avg Speed **126.722** Behind **41.344**
Best Time **3:27.608** Best Speed **128.338** On **2** Gp **a**

Lap	Elapsed Time	Lap Time	Lap Speed
1	3:32.893	3:32.893	123.042
2	7:00.501	3:27.608	128.338
3	10:29.050	3:28.549	127.759
4	13:58.341	3:29.291	127.306
5	17:27.733	3:29.392	127.244

Topaz/Airport Road Service Station Sup

Race Classification

13 29 Ivan LINTIN

Total Time **17:28.176** Avg Speed **126.668** Behind **41.787**
Best Time **3:27.285** Best Speed **128.538** On **2** Gp **a**

Lap	Elapsed Time	Lap Time	Lap Speed
1	3:33.284	3:33.284	122.816
2	7:00.569	3:27.285	128.538
3	10:29.292	3:28.723	127.652
4	13:58.795	3:29.503	127.177
5	17:28.176	3:29.381	127.251

14 61 John WALSH

Total Time **17:29.544** Avg Speed **126.503** Behind **43.155**
Best Time **3:27.925** Best Speed **128.142** On **2** Gp **a**

Lap	Elapsed Time	Lap Time	Lap Speed
1	3:34.184	3:34.184	122.300
2	7:02.109	3:27.925	128.142
3	10:30.856	3:28.747	127.638
4	13:59.813	3:28.957	127.509
5	17:29.544	3:29.731	127.039

15 19 Rob BARBER

Total Time **17:30.770** Avg Speed **126.355** Behind **44.381**
Best Time **3:28.286** Best Speed **127.920** On **2** Gp **a**

Lap	Elapsed Time	Lap Time	Lap Speed
1	3:34.433	3:34.433	122.158
2	7:02.719	3:28.286	127.920
3	10:32.004	3:29.285	127.309
4	14:01.053	3:29.049	127.453
5	17:30.770	3:29.717	127.047

16 40 Daley MATHISON

Total Time **17:38.976** Avg Speed **125.376** Behind **52.587**
Best Time **3:30.934** Best Speed **126.314** On **3** Gp **b**

Lap	Elapsed Time	Lap Time	Lap Speed
1	3:33.577	3:33.577	122.647
2	7:04.841	3:31.264	126.117
3	10:35.775	3:30.934	126.314
4	14:06.717	3:30.942	126.309
5	17:38.976	3:32.259	125.526



MCUI Ulster
Centre Timing
powered by
e-Laps timing software

www.elaps-timing.com



METZELER ULSTER GRAND PRIX

SUPERBIKE

Plant Lubrication (NI) Dundrod 150 Race 4 Amended

Thursday, 14 August 2014

DETAILED RESULT



Topaz/Airport Road Service Station Sup

Topaz/Airport Road Service Station Sup

Race Classification

17 97 Seamus ELLIOTT

Total Time **17:42.953** Avg Speed **124.907** Behind **56.564**
Best Time **3:30.411** Best Speed **126.628** On **2** Gp **a**

Lap	Elapsed Time	Lap Time	Lap Speed
1	3:36.514	3:36.514	120.984
2	7:06.925	3:30.411	126.628
3	10:37.878	3:30.953	126.303
4	14:10.369	3:32.491	125.389
5	17:42.953	3:32.584	125.334

18 71 Davy MORGAN

Total Time **17:49.054** Avg Speed **124.194** Behind **1:02.665**
Best Time **3:32.932** Best Speed **125.129** On **3** Gp **b**

Lap	Elapsed Time	Lap Time	Lap Speed
1	3:35.515	3:35.515	121.545
2	7:08.724	3:33.209	124.966
3	10:41.656	3:32.932	125.129
4	14:15.857	3:34.201	124.388
5	17:49.054	3:33.197	124.973

19 31 Shaun ANDERSON

Total Time **17:49.480** Avg Speed **124.145** Behind **1:03.091**
Best Time **3:31.667** Best Speed **125.877** On **3** Gp **b**

Lap	Elapsed Time	Lap Time	Lap Speed
1	3:37.928	3:37.928	120.199
2	7:11.073	3:33.145	125.004
3	10:42.740	3:31.667	125.877
4	14:16.386	3:33.646	124.711
5	17:49.480	3:33.094	125.034

20 111 Paul SHOESMITH

Total Time **17:54.243** Avg Speed **123.594** Behind **1:07.854**
Best Time **3:32.825** Best Speed **125.192** On **3** Gp **b**

Lap	Elapsed Time	Lap Time	Lap Speed
1	3:40.286	3:40.286	118.912
2	7:13.123	3:32.837	125.185
3	10:45.948	3:32.825	125.192
4	14:20.170	3:34.222	124.375
5	17:54.243	3:34.073	124.462

Race Classification

21 98 Paul OWEN

Total Time **17:59.880** Avg Speed **122.949** Behind **1:13.491**
Best Time **3:34.573** Best Speed **124.172** On **3** Gp **c**

Lap	Elapsed Time	Lap Time	Lap Speed
1	3:39.854	3:39.854	119.146
2	7:15.779	3:35.925	123.395
3	10:50.352	3:34.573	124.172
4	14:25.001	3:34.649	124.128
5	17:59.880	3:34.879	123.995

22 36 Fabrice MIGUET

Total Time **18:05.553** Avg Speed **122.307** Behind **1:19.164**
Best Time **3:33.743** Best Speed **124.654** On **5** Gp **b**

Lap	Elapsed Time	Lap Time	Lap Speed
1	3:44.190	3:44.190	116.841
2	7:20.408	3:36.218	123.227
3	10:56.586	3:36.178	123.250
4	14:31.810	3:35.224	123.796
5	18:05.553	3:33.743	124.654

23 16 Dave HEWSON

Total Time **18:05.998** Avg Speed **122.257** Behind **1:19.609**
Best Time **3:34.361** Best Speed **124.295** On **5** Gp **b**

Lap	Elapsed Time	Lap Time	Lap Speed
1	3:41.197	3:41.197	118.422
2	7:17.567	3:36.370	123.141
3	10:54.855	3:37.288	122.620
4	14:31.637	3:36.782	122.907
5	18:05.998	3:34.361	124.295

24 43 Mark PARRETT

Total Time **18:16.031** Avg Speed **121.138** Behind **1:29.642**
Best Time **3:37.611** Best Speed **122.438** On **3** Gp **b**

Lap	Elapsed Time	Lap Time	Lap Speed
1	3:44.122	3:44.122	116.877
2	7:21.913	3:37.791	122.337
3	10:59.524	3:37.611	122.438
4	14:37.690	3:38.166	122.127
5	18:16.031	3:38.341	122.029



MCUI Ulster
Centre Timing
powered by
e-Laps timing software

www.elaps-timing.com



METZELER ULSTER GRAND PRIX

SUPERBIKE

Plant Lubrication (NI) Dundrod 150 Race 4 Amended

Thursday, 14 August 2014

DETAILED RESULT



Topaz/Airport Road Service Station Sup

Race Classification

25 95 Xavier DENIS

Total Time **18:32.251** Avg Speed **119.371** Behind **1:45.862**
Best Time **3:41.004** Best Speed **120.559** On **2** Gp **c**

Lap	Elapsed Time	Lap Time	Lap Speed
1	3:45.155	3:45.155	116.341
2	7:26.159	3:41.004	120.559
3	11:08.048	3:41.889	120.078
4	14:50.630	3:42.582	119.704
5	18:32.251	3:41.621	120.223

26 23 Dennis BOOTH

Total Time **18:34.916** Avg Speed **119.086** Behind **1:48.527**
Best Time **3:40.300** Best Speed **120.944** On **3** Gp **b**

Lap	Elapsed Time	Lap Time	Lap Speed
1	3:49.255	3:49.255	114.260
2	7:32.628	3:43.373	119.280
3	11:12.928	3:40.300	120.944
4	14:54.364	3:41.436	120.324
5	18:34.916	3:40.552	120.806

27 21 Alan CONNOR

Total Time **18:35.104** Avg Speed **119.066** Behind **1:48.715**
Best Time **3:40.131** Best Speed **121.037** On **3** Gp **b**

Lap	Elapsed Time	Lap Time	Lap Speed
1	3:49.479	3:49.479	114.148
2	7:32.025	3:42.546	119.723
3	11:12.156	3:40.131	121.037
4	14:53.420	3:41.264	120.417
5	18:35.104	3:41.684	120.189

28 17 Mark GOODINGS

Total Time **18:42.467** Avg Speed **118.285** Behind **1:56.078**
Best Time **3:41.437** Best Speed **120.323** On **3** Gp **c**

Lap	Elapsed Time	Lap Time	Lap Speed
1	3:51.294	3:51.294	113.253
2	7:34.648	3:43.354	119.290
3	11:16.085	3:41.437	120.323
4	14:59.369	3:43.284	119.328
5	18:42.467	3:43.098	119.427

Topaz/Airport Road Service Station Sup

Race Classification

29 91 Anthony McCOLGAN

Total Time **18:57.948** Avg Speed **116.675** Behind **2:11.559**
Best Time **3:45.570** Best Speed **118.118** On **2** Gp **c**

Lap	Elapsed Time	Lap Time	Lap Speed
1	3:50.713	3:50.713	113.538
2	7:36.283	3:45.570	118.118
3	11:24.785	3:48.502	116.603
4	15:11.859	3:47.074	117.336
5	18:57.948	3:46.089	117.847

30 41 Neil GREGORY

Total Time **18:58.082** Avg Speed **116.662** Behind **2:11.693**
Best Time **3:45.527** Best Speed **118.141** On **2** Gp **c**

Lap	Elapsed Time	Lap Time	Lap Speed
1	3:50.840	3:50.840	113.475
2	7:36.367	3:45.527	118.141
3	11:22.925	3:46.558	117.603
4	15:10.700	3:47.775	116.975
5	18:58.082	3:47.382	117.177

31 80 Darren COOPER

Total Time **19:02.760** Avg Speed **116.184** Behind **2:16.371**
Best Time **3:43.423** Best Speed **119.253** On **4** Gp **c**

Lap	Elapsed Time	Lap Time	Lap Speed
1	3:47.811	3:47.811	114.984
2	7:31.568	3:43.757	119.075
3	11:15.752	3:44.184	118.849
4	14:59.175	3:43.423	119.253
5	19:02.760	4:03.585	109.383

32 69 George SPENCE

Total Time **19:14.874** Avg Speed **114.965** Behind **2:28.485**
Best Time **3:48.050** Best Speed **116.834** On **4** Gp **c**

Lap	Elapsed Time	Lap Time	Lap Speed
1	3:58.495	3:58.495	109.833
2	7:49.033	3:50.538	115.573
3	11:38.131	3:49.098	116.299
4	15:26.181	3:48.050	116.834
5	19:14.874	3:48.693	116.505



MCUI Ulster
Centre Timing
powered by
e-Laps timing software

www.elaps-timing.com



METZELER ULSTER GRAND PRIX

SUPERBIKE

Plant Lubrication (NI) Dundrod 150 Race 4 Amended

Thursday, 14 August 2014

DETAILED RESULT

Topaz/Airport Road Service Station Sup



Race Classification

33 33 Paul CRANSTON

Total Time **19:24.947** Avg Speed **113.971** Behind **2:38.558**

Best Time **3:49.333** Best Speed **116.180** On **5** Gp **c**

Lap	Elapsed Time	Lap Time	Lap Speed
1	4:04.435	4:04.435	107.164
2	7:54.734	3:50.299	115.693
3	11:45.866	3:51.132	115.276
4	15:35.614	3:49.748	115.970
5	19:24.947	3:49.333	116.180

34 66 Tom McHALE

Total Time **19:29.913** Avg Speed **113.488** Behind **2:43.524**

Best Time **3:37.087** Best Speed **122.734** On **3** Gp **b**

Lap	Elapsed Time	Lap Time	Lap Speed
1	4:59.150	4:59.150	87.564
2	8:36.487	3:37.337	122.593
3	12:13.574	3:37.087	122.734
4	15:51.321	3:37.747	122.362
5	19:29.913	3:38.592	121.889

35 94 Ben WYLIE

Total Time **18:54.278** Avg Speed **93.563** Behind **1 Lap**

Best Time **3:33.537** Best Speed **124.774** On **4** Gp **b**

Lap	Elapsed Time	Lap Time	Lap Speed
1	3:35.728	3:35.728	121.425
2	7:14.376	3:38.648	121.858
3	15:20.741	8:06.365	54.782
4	18:54.278	3:33.537	124.774

Not Classified

DNF 38 Andrew SELLARS

Total Time **4:07.793** Avg Speed **105.712** Behind **4 Laps**

Best Time **4:07.793** Best Speed **105.712** On **1** Gp **c**

Lap	Elapsed Time	Lap Time	Lap Speed
1	4:07.793	4:07.793	105.712

DNF 70 Phillip CROWE

Total Time **5:07.248** Avg Speed **85.256** Behind **59.455**

Best Time **5:07.248** Best Speed **85.256** On **1** Gp **c**

Lap	Elapsed Time	Lap Time	Lap Speed
1	5:07.248	5:07.248	85.256



MCUI Ulster
Centre Timing
powered by
e-Laps timing software

www.elaps-timing.com



METZELER ULSTER GRAND PRIX

SUPERBIKE

Plant Lubrication (NI) Dundrod 150 Race 4 Amended

LAP CHART



1					2					3				
No	Name	G	Elapsed Time	Lap Time	No	Name	G	Elapsed Time	Lap Time	No	Name	G	Elapsed Time	Lap Time
4	Guy MARTIN	a	3:24.526	3:24.526	4	Guy MARTIN	a	6:44.940	3:20.414	4	Guy MARTIN	a	10:06.122	3:21.182
5	Bruce ANSTEY	a	3:24.675	3:24.675	5	Bruce ANSTEY	a	6:45.143	3:20.468	5	Bruce ANSTEY	a	10:06.295	3:21.152
12	Dean HARRISON	a	3:26.133	3:26.133	6	William DUNLOP	a	6:47.490	3:21.056	1	Michael DUNLOP	a	10:08.243	3:20.659
6	William DUNLOP	a	3:26.434	3:26.434	1	Michael DUNLOP	a	6:47.584	3:20.985	6	William DUNLOP	a	10:09.073	3:21.583
1	Michael DUNLOP	a	3:26.599	3:26.599	12	Dean HARRISON	a	6:47.879	3:21.746	12	Dean HARRISON	a	10:09.357	3:21.478
13	Lee JOHNSTON	a	3:26.839	3:26.839	13	Lee JOHNSTON	a	6:47.941	3:21.102	13	Lee JOHNSTON	a	10:09.614	3:21.673
2	Ian HUTCHINSON	a	3:28.649	3:28.649	2	Ian HUTCHINSON	a	6:53.998	3:25.349	60	Peter HICKMAN	a	10:17.599	3:23.364
14	Dan KNEEN	b	3:30.686	3:30.686	60	Peter HICKMAN	a	6:54.235	3:23.161	24	Steve MERCER	a	10:18.117	3:23.735
24	Steve MERCER	a	3:30.707	3:30.707	24	Steve MERCER	a	6:54.382	3:23.675	2	Ian HUTCHINSON	a	10:19.719	3:25.721
60	Peter HICKMAN	a	3:31.074	3:31.074	14	Dan KNEEN	b	6:57.939	3:27.253	14	Dan KNEEN	b	10:24.499	3:26.560
15	Derek SHEILS	a	3:31.626	3:31.626	15	Derek SHEILS	a	6:59.651	3:28.025	15	Derek SHEILS	a	10:28.773	3:29.122
11	Stephen THOMPSON	a	3:32.893	3:32.893	11	Stephen THOMPSON	a	7:00.501	3:27.608	11	Stephen THOMPSON	a	10:29.050	3:28.549
29	Ivan LINTIN	a	3:33.284	3:33.284	29	Ivan LINTIN	a	7:00.569	3:27.285	29	Ivan LINTIN	a	10:29.292	3:28.723
40	Daley MATHISON	b	3:33.577	3:33.577	61	John WALSH	a	7:02.109	3:27.925	61	John WALSH	a	10:30.856	3:28.747
61	John WALSH	a	3:34.184	3:34.184	19	Rob BARBER	a	7:02.719	3:28.286	19	Rob BARBER	a	10:32.004	3:29.285
19	Rob BARBER	a	3:34.433	3:34.433	40	Daley MATHISON	b	7:04.841	3:31.264	40	Daley MATHISON	b	10:35.775	3:30.934
71	Davy MORGAN	b	3:35.515	3:35.515	97	Seamus ELLIOTT	a	7:06.925	3:30.411	97	Seamus ELLIOTT	a	10:37.878	3:30.953
94	Ben WYLIE	b	3:35.728	3:35.728	71	Davy MORGAN	b	7:08.724	3:33.209	71	Davy MORGAN	b	10:41.656	3:32.932
97	Seamus ELLIOTT	a	3:36.514	3:36.514	31	Shaun ANDERSON	b	7:11.073	3:33.145	31	Shaun ANDERSON	b	10:42.740	3:31.667
31	Shaun ANDERSON	b	3:37.928	3:37.928	111	Paul SHOESMITH	b	7:13.123	3:32.837	111	Paul SHOESMITH	b	10:45.948	3:32.825
98	Paul OWEN	c	3:39.854	3:39.854	94	Ben WYLIE	b	7:14.376	3:38.648	98	Paul OWEN	c	10:50.352	3:34.573
111	Paul SHOESMITH	b	3:40.286	3:40.286	98	Paul OWEN	c	7:15.779	3:35.925	16	Dave HEWSON	b	10:54.855	3:37.288
16	Dave HEWSON	b	3:41.197	3:41.197	16	Dave HEWSON	b	7:17.567	3:36.370	36	Fabrice MIGUET	b	10:56.586	3:36.178
43	Mark PARRETT	b	3:44.122	3:44.122	36	Fabrice MIGUET	b	7:20.408	3:36.218	43	Mark PARRETT	b	10:59.524	3:37.611
36	Fabrice MIGUET	b	3:44.190	3:44.190	43	Mark PARRETT	b	7:21.913	3:37.791	95	Xavier DENIS	c	11:08.048	3:41.889
95	Xavier DENIS	c	3:45.155	3:45.155	95	Xavier DENIS	c	7:26.159	3:41.004	21	Alan CONNOR	b	11:12.156	3:40.131
80	Darren COOPER	c	3:47.811	3:47.811	80	Darren COOPER	c	7:31.568	3:43.757	23	Dennis BOOTH	b	11:12.928	3:40.300
23	Dennis BOOTH	b	3:49.255	3:49.255	21	Alan CONNOR	b	7:32.025	3:42.546	80	Darren COOPER	c	11:15.752	3:44.184
21	Alan CONNOR	b	3:49.479	3:49.479	23	Dennis BOOTH	b	7:32.628	3:43.373	17	Mark GOODINGS	c	11:16.085	3:41.437
91	Anthony McCOLGAN	c	3:50.713	3:50.713	17	Mark GOODINGS	c	7:34.648	3:43.354	41	Neil GREGORY	c	11:22.925	3:46.558
41	Neil GREGORY	c	3:50.840	3:50.840	91	Anthony McCOLGAN	c	7:36.283	3:45.570	91	Anthony McCOLGAN	c	11:24.785	3:48.502
17	Mark GOODINGS	c	3:51.294	3:51.294	41	Neil GREGORY	c	7:36.367	3:45.527	69	George SPENCE	c	11:38.131	3:49.098
69	George SPENCE	c	3:58.495	3:58.495	69	George SPENCE	c	7:49.033	3:50.538	33	Paul CRANSTON	c	11:45.866	3:51.132
33	Paul CRANSTON	c	4:04.435	4:04.435	33	Paul CRANSTON	c	7:54.734	3:50.299	66	Tom McHALE	b	12:13.574	3:37.087
38	Andrew SELLARS	c	4:07.793	4:07.793	66	Tom McHALE	b	8:36.487	3:37.337	94	Ben WYLIE	b	15:20.741	8:06.365
66	Tom McHALE	b	4:59.150	4:59.150										
70	Phillip CROWE	c	5:07.248	5:07.248										

METZELER ULSTER GRAND PRIX

SUPERBIKE

Plant Lubrication (NI) Dundrod 150 Race 4 Amended

LAP CHART

**4**

No	Name	G	Elapsed Time	Lap Time
5	Bruce ANSTEY	a	13:26.176	3:19.881
4	Guy MARTIN	a	13:26.529	3:20.407
1	Michael DUNLOP	a	13:28.763	3:20.520
12	Dean HARRISON	a	13:29.361	3:20.004
6	William DUNLOP	a	13:29.789	3:20.716
13	Lee JOHNSTON	a	13:30.113	3:20.499
60	Peter HICKMAN	a	13:40.681	3:23.082
24	Steve MERCER	a	13:42.886	3:24.769
2	Ian HUTCHINSON	a	13:44.150	3:24.431
14	Dan KNEEN	b	13:51.231	3:26.732
11	Stephen THOMPSON	a	13:58.341	3:29.291
15	Derek SHEILS	a	13:58.717	3:29.944
29	Ivan LINTIN	a	13:58.795	3:29.503
61	John WALSH	a	13:59.813	3:28.957
19	Rob BARBER	a	14:01.053	3:29.049
40	Daley MATHISON	b	14:06.717	3:30.942
97	Seamus ELLIOTT	a	14:10.369	3:32.491
71	Davy MORGAN	b	14:15.857	3:34.201
31	Shaun ANDERSON	b	14:16.386	3:33.646
111	Paul SHOESMITH	b	14:20.170	3:34.222
98	Paul OWEN	c	14:25.001	3:34.649
16	Dave HEWSON	b	14:31.637	3:36.782
36	Fabrice MIGUET	b	14:31.810	3:35.224
43	Mark PARRETT	b	14:37.690	3:38.166
95	Xavier DENIS	c	14:50.630	3:42.582
21	Alan CONNOR	b	14:53.420	3:41.264
23	Dennis BOOTH	b	14:54.364	3:41.436
80	Darren COOPER	c	14:59.175	3:43.423
17	Mark GOODINGS	c	14:59.369	3:43.284
41	Neil GREGORY	c	15:10.700	3:47.775
91	Anthony McCOLGAN	c	15:11.859	3:47.074
69	George SPENCE	c	15:26.181	3:48.050
33	Paul CRANSTON	c	15:35.614	3:49.748
66	Tom McHALE	b	15:51.321	3:37.747
94	Ben WYLIE	b	18:54.278	3:33.537

5

No	Name	G	Elapsed Time	Lap Time
4	Guy MARTIN	a	16:46.389	3:19.860
5	Bruce ANSTEY	a	16:46.631	3:20.455
1	Michael DUNLOP	a	16:48.848	3:20.085
12	Dean HARRISON	a	16:51.175	3:21.814
13	Lee JOHNSTON	a	16:51.293	3:21.180
6	William DUNLOP	a	16:51.994	3:22.205
60	Peter HICKMAN	a	17:05.403	3:24.722
24	Steve MERCER	a	17:07.872	3:24.986
2	Ian HUTCHINSON	a	17:08.146	3:23.996
14	Dan KNEEN	b	17:19.641	3:28.410
15	Derek SHEILS	a	17:27.679	3:28.962
11	Stephen THOMPSON	a	17:27.733	3:29.392
29	Ivan LINTIN	a	17:28.176	3:29.381
61	John WALSH	a	17:29.544	3:29.731
19	Rob BARBER	a	17:30.770	3:29.717
40	Daley MATHISON	b	17:38.976	3:32.259
97	Seamus ELLIOTT	a	17:42.953	3:32.584
71	Davy MORGAN	b	17:49.054	3:33.197
31	Shaun ANDERSON	b	17:49.480	3:33.094
111	Paul SHOESMITH	b	17:54.243	3:34.073
98	Paul OWEN	c	17:59.880	3:34.879
36	Fabrice MIGUET	b	18:05.553	3:33.743
16	Dave HEWSON	b	18:05.998	3:34.361
43	Mark PARRETT	b	18:16.031	3:38.341
95	Xavier DENIS	c	18:32.251	3:41.621
23	Dennis BOOTH	b	18:34.916	3:40.552
21	Alan CONNOR	b	18:35.104	3:41.684
17	Mark GOODINGS	c	18:42.467	3:43.098
91	Anthony McCOLGAN	c	18:57.948	3:46.089
41	Neil GREGORY	c	18:58.082	3:47.382
80	Darren COOPER	c	19:02.760	4:03.585
69	George SPENCE	c	19:14.874	3:48.693
33	Paul CRANSTON	c	19:24.947	3:49.333
66	Tom McHALE	b	19:29.913	3:38.592

Speed TrapDundrod '150' Superbike Race

<u>No.</u>	<u>Name</u>	<u>Lap 1</u>	<u>Lap 2</u>	<u>Lap 3</u>	<u>Lap 4</u>	<u>Lap 5</u>
1	Michael DUNLOP		191	190		191
2	Ian HUTCHINSON	186		185		185
4	Guy MARTIN	179	189	188		
5	Bruce ANSTEY	185	189			187
11	Stephen THOMPSON			178		181
15	Derek SHEILS		177			
17	Mark GOODINGS		167	169		175
21	Alan CONNOR				167	169
23	Dennis BOOTH		170	168		148
24	Steve MERCER	187				184
26	Robert CAIRNS		173			
29	Ivan LINTIN					179
31	Shaun ANDERSON				178	
36	Fabrice MIGUET				180	178
40	Daley MATHISON			179		
41	Neil GREGORY				165	
43	Mark PARRETT			170	178	176
60	Peter HICKMAN		182			185
66	Tom McHALE		178		151	173
69	George SPENCE		171	168	173	
71	Davy MORGAN	167	184	175	174	173
80	Darren COOPER	168		180	167	
91	Anthony McCOLGAN			170		
94	Ben WYLIE			179		
97	Seamus ELLIOTT		183	182		181
98	Paul OWEN		179	179	180	170
111	Paul SHOESMITH		182	181	182	181