



ULSTER GRAND PRIX BIKE WEEK
Wednesday 14th – Saturday 17th August 2013

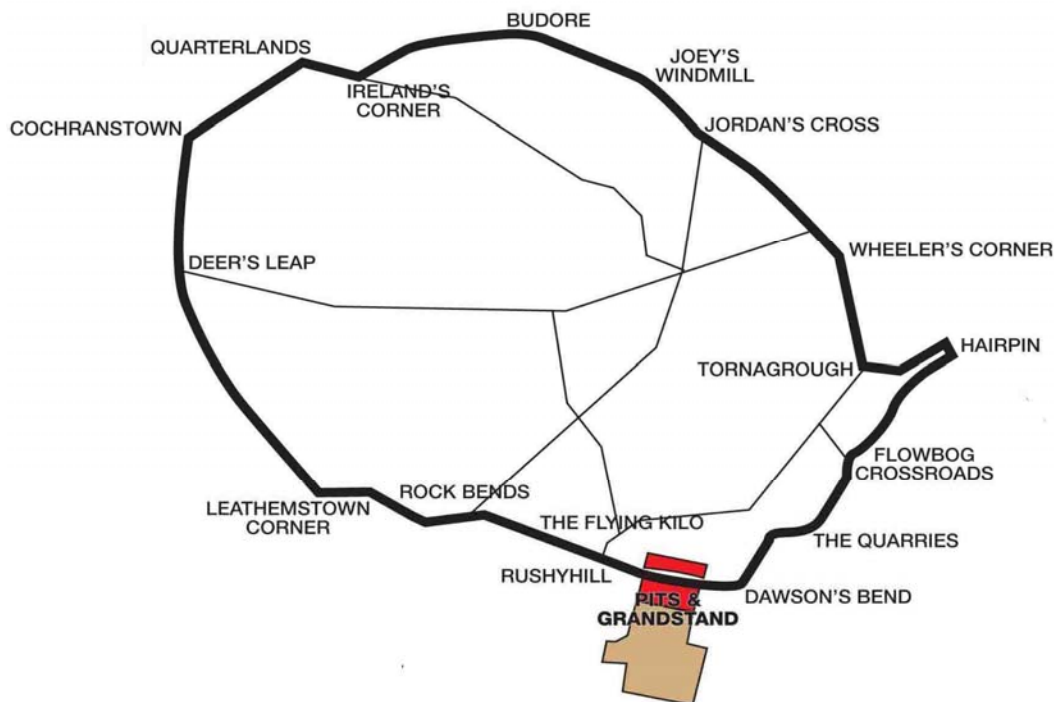
promoted by
Dundrod & District Motorcycle Club
www.ulstergrandprix.net



UGP SUPERBIKE RACE



Dundrod Circuit 7.4011 miles



LAP RECORDS

Class	Name	Machine	m s	mph	Year
125cc	William Dunlop	Honda	3 55.017	113.370	2009
Moto 3	Maria Costello	Honda 250	4 17.963	103.286	2012
250cc	Darran Lindsay	Honda	3 38.634	121.866	2006
400cc	Jason Griffiths	Yamaha 400	3 58.43	111.748	2003
Moto 450	Paul Owen	Yamaha	4 36.889	96.226	2011
Supertwin	Ryan Farquhar	Kawasaki 650	3 44.917	118.461	2012
Supersport	Michael Dunlop	Yamaha	3 27.187	128.599	2010
Superstock	Ian Hutchinson	Honda	3 21.599	132.163	2010
Superbike	Bruce Anstey	Suzuki	3 18.870	133.977	2010
Challenge 1000cc	Rob Barber	BMW	3 26.303	129.150	2012
National 750cc	Lee Johnston	Honda 600	3 36.269	123.198	2012

MOST WINS at the ULSTER GP

Joey Dunlop	24	1979 - 99
Ian Lougher	17	1998 - 11
Phillip McCallen	14	1991 - 96
Brian Reid	9	1983 - 92
Robert Dunlop	9	1990 - 03
Ryan Farquhar	9	2002 - 12
Bruce Anstey	8	2003 - 12
Guy Martin	8	2006 - 12

MOST WINS at the DUNDROD 150

Joey Dunlop	24	1976 - 94
Bob Jackson	11	1981 - 98
Ray McCullough	10	1965 - 82
Brian Reid	8	1984 - 93
Robert Dunlop	8	1984 - 07
Denis McCullough	7	1989 - 00
Ian McGregor	5	1966 - 75
Denis Gallagher	5	1971 - 00
Johnny Rea	5	1989 - 94

ALL TIME IRISH ROAD RACE WINNERS (after Mid-Antrim 150 2013)

Most Wins at All Irish Road Race Meetings

1. Ryan Farquhar	199	1995-12
2. Joey Dunlop	156	1971-00
3. Robert Dunlop	135	1980-08
4. Ray McCullough	109	1960-82
Phillip McCallen	109	1987-99
6. William Dunlop	90	2005-13
7. Brian Reid	78	1980-94
8. Michael Dunlop	77	2006-13
9. Darran Lindsay	75	1999-06
10. James Courtney	66	1992-99

METZELER ULSTER GRAND PRIX BIKE WEEK

SUPERBIKE

UGP Second Qualifying

Thursday, 15 August 2013



Qualifying Time **4:03.947** Qualifying Speed **109.22**


Pos	Class	No	Name	Machine / Sponsor	Time	Best Lap Behind	Speed	On	Total Laps	Qualifying Laps
1	SBK	9	Michael DUNLOP	Honda - Honda TT Legends	3:23.652		130.831	9	9	8
2	SBK	4	Guy MARTIN	Suzuki - Tyco Suzuki by TAS Racing	3:25.687	2.035	129.536	9	10	9
3	SBK	6	William DUNLOP	Yamaha - Milwaukee Yamaha	3:27.427	3.775	128.450	5	8	5
4	SBK	10	Conor CUMMINS	Yamaha - Milwaukee Yamaha	3:27.828	4.176	128.202	4	8	6
5	SBK	7	Gary JOHNSON	Honda - Lincs Lifting Ltd	3:29.406	5.754	127.236	4	5	4
6	SBK	44	Jamie HAMILTON	Kawasaki - KMR Vauxhall Dealers NI	3:30.131	6.479	126.797	7	8	6
7	SBK	1	Dean HARRISON	Kawasaki - RC Express Racing by MSS	3:31.631	7.979	125.898	8	9	7
8	SBK	5	Bruce ANSTEY	Honda - HM Plant Honda by Padgetts	3:31.877	8.225	125.752	4	8	6
9	SBK	66	Alan BONNER	Honda	3:31.883	8.231	125.748	7	7	5
10	SBK	86	Cameron DONALD	Honda - Wilson Craig Racing	3:33.299	9.647	124.914	5	8	5
11	SBK	18	Lee JOHNSTON	Honda - East Coast Racing	3:33.467	9.815	124.815	6	8	6
12	SBK	2	Ian LOUGHER	Honda - W A Corless / Jackson Racing	3:34.063	10.411	124.468	7	8	6
13	SBK	11	Stephen THOMPSON	Suzuki - Cookstown BE Racing	3:34.095	10.443	124.449	8	9	7
14	SBK	82	Derek McGEE	Kawasaki	3:34.318	10.666	124.320	9	9	8
15	SBK	35	Derek SHEILS	Kawasaki - CD Racing	3:34.720	11.068	124.087	5	9	7
16	SBK	12	Rob BARBER	BMW - Swinton	3:36.543	12.891	123.042	7	8	7
17	SBK	31	Shaun ANDERSON	Suzuki - CN Management	3:37.613	13.961	122.437	4	7	5
18	SBK	54	John WALSH	BMW	3:38.199	14.547	122.109	8	8	6
19	SBK	69	Paul SHOESMITH	BMW - Ice Valley by Motorsave	3:38.451	14.799	121.968	6	8	6
20	SBK	14	Daniel COOPER	Honda - Centurion Racing	3:39.639	15.987	121.308	8	8	6
21	SBK	25	Ivan SHANLEY	Suzuki - Raymond Lilley Electrical	3:39.798	16.146	121.220	3	5	4
22	SBK	58	Ben WYLIE	BMW - Wylie Racing / Per Cup Coffee	3:39.905	16.253	121.161	4	6	5
23	SBK	33	Mark PARRETT	BMW - C & C Ltd.	3:39.980	16.328	121.120	6	8	7
24	SBK	21	Alan CONNOR	Suzuki - Connor Racing	3:40.959	17.307	120.583	7	7	6
25	SBK	40	Dan STEWART	Kawasaki - Wilcock Consulting	3:40.991	17.339	120.566	5	7	6
26	SBK	72	Gareth KEYS	BMW - HKR / Mototech	3:41.234	17.582	120.433	7	8	7
27	SBK	71	Davy MORGAN	Suzuki - Strangford Holiday Park	3:41.689	18.037	120.186	4	5	4
28	SBK	52	Russ MOUNTFORD	Honda - SHR	3:42.076	18.424	119.977	5	8	6
29	SBK	15	Jamie COWARD	Honda - RJP Racing	3:42.217	18.565	119.901	6	7	5
30	SBK	98	Paul OWEN	Honda - #98 Club/Teenage Cancer Trust	3:44.154	20.502	118.865	6	7	6
31	SBK	27	Dave HEWSON	Aprilia - David Hewson Ltd	3:44.233	20.581	118.823	7	7	5
32	SBK	24	Callum LAIDLAW	Honda - www.laidlawracing.co.uk	3:44.331	20.679	118.771	7	8	7
33	SBK	36	Michael PEARSON	Kawasaki - Hotties Thermal Packs	3:45.587	21.935	118.109	2	3	2
34	SBK	61	Fabrice MIGUET	Kawasaki	3:46.047	22.395	117.869	5	8	6
35	SBK	23	Dennis BOOTH	Suzuki	3:50.131	26.479	115.777	5	6	5
36	SBK	16	David HAIRE	Honda - DHR	3:50.345	26.693	115.670	6	7	4
37	SBK	29	Paul CRANSTON	Honda - Wilson Craig Racing	3:53.509	29.857	114.102	4	7	5
38	SBK	37	Andrew TAYLOR	BMW	3:56.656	33.004	112.585	7	7	4
39	SBK	20	Paul DUCKETT	Honda	3:57.657	34.005	112.111	7	7	4
40	SBK	28	Paul GARTLAND	Honda - North West Gas	3:57.990	34.338	111.954	5	6	2
41	SBK	43	Robert McCURM	Yamaha	3:58.124	34.472	111.891	5	7	5
42	SBK	56	Anthony McCOLGAN	Ducati	3:59.610	35.958	111.197	3	5	3

Non Qualifiers

SBK	42	William DAVISON	Honda - Hill Contracts	5:10.397	1:46.745	85.838	1	1	0
-----	----	-----------------	------------------------	----------	----------	--------	---	---	---

Provisional result to be confirmed by the Stewards of the Meeting subject to completion of technical inspections & the time limit for protests

Page 1 / 1

Circuit	Dundrod	Signed		Organising Club	Dundrod & District MCC
Length(miles)	7.4011 Lap 1 (7.2763)	Chief Timekeeper		Qualifying Started	11:32
Weather	Cloudy	Issued At:	12:09		
Track	Dry				

METZELER ULSTER GRAND PRIX BIKE WEEK



SUPERBIKE

UGP Second Qualifying

Thursday, 15 August 2013

DETAILED RESULT

Topaz/Airport Road Service Station Superk

Topaz/Airport Road Service Station Superk

Qualifying Classification

Position

1 **9 Michael DUNLOP**

SBK Behind **2.035**
Best Time **3:23.652** Best Speed **130.831** On **9** Gp **a**

Lap	Elapsed Time	Lap Time	Lap Speed
1	3:49.135	3:49.135	114.320
2	7:19.735	3:30.600	126.515
3	10:49.164	3:29.429	127.222
4	14:18.814	3:29.650	127.088
5	17:46.911	3:28.097	128.036
6	24:18.965	6:32.054	67.960
7	27:50.162	3:31.197	126.157
8	31:15.239	3:25.077	129.922
9	34:38.891	3:23.652	130.831

2 **4 Guy MARTIN**

SBK Behind **2.035**
Best Time **3:25.687** Best Speed **129.536** On **9** Gp **a**

Lap	Elapsed Time	Lap Time	Lap Speed
1	4:11.627	4:11.627	104.101
2	7:45.315	3:33.688	124.686
3	11:13.530	3:28.215	127.964
4	14:42.860	3:29.330	127.282
5	18:12.310	3:29.450	127.209
6	21:41.443	3:29.133	127.402
7	25:09.264	3:27.821	128.206
8	28:35.375	3:26.111	129.270
9	32:01.062	3:25.687	129.536
10	36:00.620	3:59.558	111.221

3 **6 William DUNLOP**

SBK Behind **3.775**
Best Time **3:27.427** Best Speed **128.450** On **5** Gp **a**

Lap	Elapsed Time	Lap Time	Lap Speed
1	4:12.611	4:12.611	103.696
2	7:45.848	3:33.237	124.950
3	11:14.190	3:28.342	127.886
4	14:43.143	3:28.953	127.512
5	18:10.570	3:27.427	128.450
6	21:51.283	3:40.713	120.718
7	27:43.640	5:52.357	75.616
8	31:58.759	4:15.119	104.437

Qualifying Classification

Position

4 **10 Conor CUMMINS**

SBK Behind **4.176**
Best Time **3:27.828** Best Speed **128.202** On **4** Gp **a**

Lap	Elapsed Time	Lap Time	Lap Speed
1	4:13.056	4:13.056	103.513
2	7:50.766	3:37.710	122.383
3	14:46.759	6:55.993	64.049
4	18:14.587	3:27.828	128.202
5	21:47.004	3:32.417	125.432
6	25:15.624	3:28.620	127.715
7	28:53.282	3:37.658	122.412
8	32:26.232	3:32.950	125.118

5 **7 Gary JOHNSON**

SBK Behind **5.754**
Best Time **3:29.406** Best Speed **127.236** On **4** Gp **a**

Lap	Elapsed Time	Lap Time	Lap Speed
1	3:50.608	3:50.608	113.590
2	7:38.302	3:47.694	117.017
3	15:41.139	8:02.837	55.182
4	19:10.545	3:29.406	127.236
5	22:50.112	3:39.567	121.348

6 **44 Jamie HAMILTON**

SBK Behind **6.479**
Best Time **3:30.131** Best Speed **126.797** On **7** Gp **a**

Lap	Elapsed Time	Lap Time	Lap Speed
1	4:12.306	4:12.306	103.821
2	7:47.897	3:35.591	123.586
3	11:20.794	3:32.897	125.150
4	15:01.334	3:40.540	120.812
5	20:43.794	5:42.460	77.802
6	24:14.906	3:31.112	126.208
7	27:45.037	3:30.131	126.797
8	31:30.795	3:45.758	118.020

7 **1 Dean HARRISON**

SBK Behind **7.979**
Best Time **3:31.631** Best Speed **125.898** On **8** Gp **a**

Lap	Elapsed Time	Lap Time	Lap Speed
1	4:05.737	4:05.737	106.596
2	7:46.726	3:40.989	120.567
3	11:20.360	3:33.634	124.718
4	14:52.158	3:31.798	125.799
5	18:27.326	3:35.168	123.829
6	22:59.805	4:32.479	97.784
7	26:33.503	3:33.698	124.680
8	30:05.134	3:31.631	125.898
9	33:39.809	3:34.675	124.113



METZELER ULSTER GRAND PRIX BIKE WEEK

SUPERBIKE

UGP Second Qualifying

Thursday, 15 August 2013

DETAILED RESULT

Topaz/Airport Road Service Station Superk

Topaz/Airport Road Service Station Superk



Qualifying Classification

Position

8 **5 Bruce ANSTEY**

SBK Behind **8.225**
Best Time **3:31.877** Best Speed **125.752** On **4** Gp **a**

Lap	Elapsed Time	Lap Time	Lap Speed
1	4:06.129	4:06.129	106.427
2	7:44.996	3:38.867	121.736
3	11:19.675	3:34.679	124.111
4	14:51.552	3:31.877	125.752
5	18:27.819	3:36.267	123.199
6	22:01.285	3:33.466	124.816
7	25:43.823	3:42.538	119.728
8	32:16.953	6:33.130	67.774

9 **66 Alan BONNER**

SBK Behind **8.231**
Best Time **3:31.883** Best Speed **125.748** On **7** Gp **a**

Lap	Elapsed Time	Lap Time	Lap Speed
1	6:18.957	6:18.957	69.123
2	10:03.468	3:44.511	118.676
3	13:39.230	3:35.762	123.488
4	17:27.356	3:48.126	116.795
5	26:42.295	9:14.939	48.012
6	30:14.850	3:32.555	125.351
7	33:46.733	3:31.883	125.748

10 **86 Cameron DONALD**

SBK Behind **9.647**
Best Time **3:33.299** Best Speed **124.914** On **5** Gp **a**

Lap	Elapsed Time	Lap Time	Lap Speed
1	4:08.513	4:08.513	105.406
2	7:51.264	3:42.751	119.613
3	12:10.049	4:18.785	102.958
4	18:13.650	6:03.601	73.278
5	21:46.949	3:33.299	124.914
6	25:22.303	3:35.354	123.722
7	28:56.491	3:34.188	124.395
8	32:41.986	3:45.495	118.158

Qualifying Classification

Position

11 **18 Lee JOHNSTON**

SBK Behind **9.815**
Best Time **3:33.467** Best Speed **124.815** On **6** Gp **a**

Lap	Elapsed Time	Lap Time	Lap Speed
1	4:53.494	4:53.494	89.251
2	8:34.019	3:40.525	120.821
3	12:11.950	3:37.931	122.259
4	16:05.229	3:53.279	114.215
5	19:40.313	3:35.084	123.877
6	23:13.780	3:33.467	124.815
7	26:58.477	3:44.697	118.577
8	32:42.005	5:43.528	77.560

12 **2 Ian LOUGHER**

SBK Behind **10.411**
Best Time **3:34.063** Best Speed **124.468** On **7** Gp **a**

Lap	Elapsed Time	Lap Time	Lap Speed
1	5:10.730	5:10.730	84.300
2	8:53.265	3:42.535	119.729
3	12:29.120	3:35.855	123.435
4	16:04.339	3:35.219	123.799
5	19:51.849	3:47.510	117.111
6	25:22.618	5:30.769	80.552
7	28:56.681	3:34.063	124.468
8	32:31.949	3:35.268	123.771

13 **11 Stephen THOMPSON**

SBK Behind **10.443**
Best Time **3:34.095** Best Speed **124.449** On **8** Gp **a**

Lap	Elapsed Time	Lap Time	Lap Speed
1	4:06.947	4:06.947	106.074
2	9:40.661	5:33.714	79.841
3	13:25.714	3:45.053	118.390
4	17:06.631	3:40.917	120.606
5	20:46.171	3:39.540	121.363
6	24:21.631	3:35.460	123.661
7	27:57.299	3:35.668	123.542
8	31:31.394	3:34.095	124.449
9	35:05.695	3:34.301	124.330

METZELER ULSTER GRAND PRIX BIKE WEEK

SUPERBIKE

UGP Second Qualifying

Thursday, 15 August 2013

DETAILED RESULT

Topaz/Airport Road Service Station Superk



Topaz/Airport Road Service Station Superk

Qualifying Classification

Position

14 82 Derek McGEE

SBK Behind 10.666

Best Time 3:34.318 Best Speed 124.320 On 9 Gp a

Lap	Elapsed Time	Lap Time	Lap Speed
1	5:07.573	5:07.573	85.166
2	8:59.374	3:51.801	114.943
3	12:40.868	3:41.494	120.292
4	16:19.754	3:38.886	121.725
5	19:58.251	3:38.497	121.942
6	23:35.428	3:37.177	122.683
7	27:13.921	3:38.493	121.944
8	30:51.478	3:37.557	122.469
9	34:25.796	3:34.318	124.320

15 35 Derek SHEILS

SBK Behind 11.068

Best Time 3:34.720 Best Speed 124.087 On 5 Gp a

Lap	Elapsed Time	Lap Time	Lap Speed
1	4:37.573	4:37.573	94.370
2	8:18.690	3:41.117	120.497
3	11:55.788	3:37.098	122.728
4	15:33.085	3:37.297	122.615
5	19:07.805	3:34.720	124.087
6	22:44.138	3:36.333	123.162
7	26:30.327	3:46.189	117.795
8	31:18.816	4:48.489	92.357
9	34:58.226	3:39.410	121.435

16 12 Rob BARBER

SBK Behind 12.891

Best Time 3:36.543 Best Speed 123.042 On 7 Gp a

Lap	Elapsed Time	Lap Time	Lap Speed
1	5:39.182	5:39.182	77.229
2	9:25.930	3:46.748	117.505
3	13:05.679	3:39.749	121.247
4	16:44.017	3:38.338	122.031
5	20:22.984	3:38.967	121.680
6	24:00.725	3:37.741	122.365
7	27:37.268	3:36.543	123.042
8	31:30.278	3:53.010	114.347

Qualifying Classification

Position

17 31 Shaun ANDERSON

SBK Behind 13.961

Best Time 3:37.613 Best Speed 122.437 On 4 Gp a

Lap	Elapsed Time	Lap Time	Lap Speed
1	5:11.442	5:11.442	84.108
2	8:59.972	3:48.530	116.588
3	12:46.671	3:46.699	117.530
4	16:24.284	3:37.613	122.437
5	20:06.584	3:42.300	119.856
6	29:50.665	9:44.081	45.617
7	33:44.385	3:53.720	113.999

18 54 John WALSH

SBK Behind 14.547

Best Time 3:38.199 Best Speed 122.109 On 8 Gp a

Lap	Elapsed Time	Lap Time	Lap Speed
1	5:10.077	5:10.077	84.478
2	9:00.307	3:50.230	115.728
3	13:01.451	4:01.144	110.490
4	16:40.567	3:39.116	121.598
5	20:19.106	3:38.539	121.919
6	24:02.715	3:43.609	119.154
7	30:00.513	5:57.798	74.466
8	33:38.712	3:38.199	122.109

19 69 Paul SHOESMITH

SBK Behind 14.799

Best Time 3:38.451 Best Speed 121.968 On 6 Gp a

Lap	Elapsed Time	Lap Time	Lap Speed
1	4:44.927	4:44.927	91.935
2	8:33.892	3:48.965	116.367
3	12:18.365	3:44.473	118.696
4	16:01.045	3:42.680	119.651
5	19:41.768	3:40.723	120.712
6	23:20.219	3:38.451	121.968
7	26:59.608	3:39.389	121.446
8	31:04.080	4:04.472	108.986

METZELER ULSTER GRAND PRIX BIKE WEEK



SUPERBIKE

UGP Second Qualifying

Thursday, 15 August 2013

DETAILED RESULT

Topaz/Airport Road Service Station Superk

Topaz/Airport Road Service Station Superk

Qualifying Classification

Position

20 14 Daniel COOPER

SBK Behind 15.987

Best Time 3:39.639 Best Speed 121.308 On 8 Gp a

Lap	Elapsed Time	Lap Time	Lap Speed
1	6:22.144	6:22.144	68.547
2	10:08.617	3:46.473	117.647
3	13:53.106	3:44.489	118.687
4	17:35.606	3:42.500	119.748
5	21:17.896	3:42.290	119.861
6	25:02.075	3:44.179	118.851
7	30:26.169	5:24.094	82.211
8	34:05.808	3:39.639	121.308

21 25 Ivan SHANLEY

SBK Behind 16.146

Best Time 3:39.798 Best Speed 121.220 On 3 Gp a

Lap	Elapsed Time	Lap Time	Lap Speed
1	5:10.527	5:10.527	84.356
2	8:58.953	3:48.426	116.642
3	12:38.751	3:39.798	121.220
4	16:18.891	3:40.140	121.032
5	20:18.432	3:59.541	111.229

22 58 Ben WYLIE

SBK Behind 16.253

Best Time 3:39.905 Best Speed 121.161 On 4 Gp a

Lap	Elapsed Time	Lap Time	Lap Speed
1	5:03.974	5:03.974	86.174
2	8:55.164	3:51.190	115.247
3	12:39.360	3:44.196	118.842
4	16:19.265	3:39.905	121.161
5	19:59.405	3:40.140	121.032
6	23:43.377	3:43.972	118.961

23 33 Mark PARRETT

SBK Behind 16.328

Best Time 3:39.980 Best Speed 121.120 On 6 Gp a

Lap	Elapsed Time	Lap Time	Lap Speed
1	8:23.907	8:23.907	51.983
2	12:10.220	3:46.313	117.731
3	15:55.244	3:45.024	118.405
4	19:37.739	3:42.495	119.751
5	23:20.078	3:42.339	119.835
6	27:00.058	3:39.980	121.120
7	30:41.479	3:41.421	120.332
8	34:37.579	3:56.100	112.850

Qualifying Classification

Position

24 21 Alan CONNOR

SBK Behind 17.307

Best Time 3:40.959 Best Speed 120.583 On 7 Gp a

Lap	Elapsed Time	Lap Time	Lap Speed
1	12:47.062	12:47.062	34.149
2	16:29.983	3:42.921	119.522
3	20:15.330	3:45.347	118.235
4	24:00.231	3:44.901	118.470
5	27:42.693	3:42.462	119.769
6	31:24.201	3:41.508	120.284
7	35:05.160	3:40.959	120.583

25 40 Dan STEWART

SBK Behind 17.339

Best Time 3:40.991 Best Speed 120.566 On 5 Gp a

Lap	Elapsed Time	Lap Time	Lap Speed
1	6:01.217	6:01.217	72.518
2	9:48.643	3:47.426	117.154
3	13:32.806	3:44.163	118.860
4	17:15.799	3:42.993	119.483
5	20:56.790	3:40.991	120.566
6	24:38.045	3:41.255	120.422
7	28:24.527	3:46.482	117.643

26 72 Gareth KEYS

SBK Behind 17.582

Best Time 3:41.234 Best Speed 120.433 On 7 Gp a

Lap	Elapsed Time	Lap Time	Lap Speed
1	5:11.309	5:11.309	84.144
2	8:59.839	3:48.530	116.588
3	12:46.599	3:46.760	117.499
4	16:28.600	3:42.001	120.017
5	20:10.393	3:41.793	120.130
6	23:52.055	3:41.662	120.201
7	27:33.289	3:41.234	120.433
8	31:21.551	3:48.262	116.725

27 71 Davy MORGAN

SBK Behind 18.037

Best Time 3:41.689 Best Speed 120.186 On 4 Gp a

Lap	Elapsed Time	Lap Time	Lap Speed
1	5:02.217	5:02.217	86.675
2	8:58.886	3:56.669	112.579
3	12:47.580	3:48.694	116.505
4	16:29.269	3:41.689	120.186
5	20:20.748	3:51.479	115.103

METZELER ULSTER GRAND PRIX BIKE WEEK

SUPERBIKE

UGP Second Qualifying

Thursday, 15 August 2013

DETAILED RESULT

Topaz/Airport Road Service Station Superk



Topaz/Airport Road Service Station Superk

Qualifying Classification

Position

28 52 Russ MOUNTFORD

SBK Behind 18.424

Best Time 3:42.076 Best Speed 119.977 On 5 Gp a

Lap	Elapsed Time	Lap Time	Lap Speed
1	6:21.421	6:21.421	68.677
2	10:08.185	3:46.764	117.496
3	13:52.908	3:44.723	118.564
4	17:37.295	3:44.387	118.741
5	21:19.371	3:42.076	119.977
6	25:04.261	3:44.890	118.476
7	31:48.997	6:44.736	65.830
8	35:33.528	3:44.531	118.665

29 15 Jamie COWARD

SBK Behind 18.565

Best Time 3:42.217 Best Speed 119.901 On 6 Gp a

Lap	Elapsed Time	Lap Time	Lap Speed
1	5:32.180	5:32.180	78.857
2	9:23.761	3:51.581	115.052
3	13:48.937	4:25.176	100.477
4	17:34.369	3:45.432	118.191
5	21:17.971	3:43.602	119.158
6	25:00.188	3:42.217	119.901
7	28:47.725	3:47.537	117.097

30 98 Paul OWEN

SBK Behind 20.502

Best Time 3:44.154 Best Speed 118.865 On 6 Gp a

Lap	Elapsed Time	Lap Time	Lap Speed
1	5:44.794	5:44.794	75.972
2	9:37.074	3:52.280	114.706
3	13:23.670	3:46.596	117.584
4	17:08.498	3:44.828	118.508
5	20:53.739	3:45.241	118.291
6	24:37.893	3:44.154	118.865
7	28:22.695	3:44.802	118.522

31 27 Dave HEWSON

SBK Behind 20.581

Best Time 3:44.233 Best Speed 118.823 On 7 Gp a

Lap	Elapsed Time	Lap Time	Lap Speed
1	5:38.174	5:38.174	77.459
2	9:36.608	3:58.434	111.746
3	13:29.941	3:53.333	114.189
4	22:54.068	9:24.127	47.230
5	26:41.677	3:47.609	117.060
6	30:26.866	3:45.189	118.318
7	34:11.099	3:44.233	118.823

Qualifying Classification

Position

32 24 Callum LAIDLAW

SBK Behind 20.679

Best Time 3:44.331 Best Speed 118.771 On 7 Gp a

Lap	Elapsed Time	Lap Time	Lap Speed
1	5:52.948	5:52.948	74.217
2	9:45.620	3:52.672	114.513
3	13:33.117	3:47.497	117.118
4	17:26.560	3:53.443	114.135
5	21:12.222	3:45.662	118.070
6	24:57.597	3:45.375	118.221
7	28:41.928	3:44.331	118.771
8	32:33.662	3:51.734	114.976

33 36 Michael PEARSON

SBK Behind 21.935

Best Time 3:45.587 Best Speed 118.109 On 2 Gp a

Lap	Elapsed Time	Lap Time	Lap Speed
1	4:37.382	4:37.382	94.435
2	8:22.969	3:45.587	118.109
3	12:17.520	3:54.551	113.596

34 61 Fabrice MIGUET

SBK Behind 22.395

Best Time 3:46.047 Best Speed 117.869 On 5 Gp a

Lap	Elapsed Time	Lap Time	Lap Speed
1	6:57.242	6:57.242	62.781
2	10:54.462	3:57.220	112.318
3	14:47.427	3:52.965	114.369
4	18:34.250	3:46.823	117.466
5	22:20.297	3:46.047	117.869
6	26:08.730	3:48.433	116.638
7	31:57.323	5:48.593	76.433
8	35:53.874	3:56.551	112.635

35 23 Dennis BOOTH

SBK Behind 26.479

Best Time 3:50.131 Best Speed 115.777 On 5 Gp a

Lap	Elapsed Time	Lap Time	Lap Speed
1	5:39.598	5:39.598	77.134
2	9:40.367	4:00.769	110.662
3	13:32.689	3:52.322	114.685
4	17:26.453	3:53.764	113.978
5	21:16.584	3:50.131	115.777
6	25:11.156	3:54.572	113.585

METZELER ULSTER GRAND PRIX BIKE WEEK

SUPERBIKE

UGP Second Qualifying

Thursday, 15 August 2013

DETAILED RESULT

Topaz/Airport Road Service Station Superk



Qualifying Classification

Position

36 16 David HAIRE

SBK Behind 26.693

Best Time 3:50.345 Best Speed 115.670 On 6 Gp a

Lap	Elapsed Time	Lap Time	Lap Speed
1	5:35.207	5:35.207	78.145
2	9:45.964	4:10.757	106.254
3	18:04.341	8:18.377	53.461
4	22:01.116	3:56.775	112.529
5	25:53.263	3:52.147	114.772
6	29:43.608	3:50.345	115.670
7	33:37.821	3:54.213	113.760

37 29 Paul CRANSTON

SBK Behind 29.857

Best Time 3:53.509 Best Speed 114.102 On 4 Gp a

Lap	Elapsed Time	Lap Time	Lap Speed
1	5:14.011	5:14.011	83.420
2	9:16.456	4:02.445	109.897
3	13:13.137	3:56.681	112.573
4	17:06.646	3:53.509	114.102
5	21:07.159	4:00.513	110.780
6	28:31.525	7:24.366	59.959
7	32:29.427	3:57.902	111.996

38 37 Andrew TAYLOR

SBK Behind 33.004

Best Time 3:56.656 Best Speed 112.585 On 7 Gp a

Lap	Elapsed Time	Lap Time	Lap Speed
1	5:20.276	5:20.276	81.788
2	9:26.759	4:06.483	108.097
3	13:27.751	4:00.992	110.560
4	17:26.954	3:59.203	111.386
5	21:28.374	4:01.420	110.364
6	29:45.079	8:16.705	53.641
7	33:41.735	3:56.656	112.585

39 20 Paul DUCKETT

SBK Behind 34.005

Best Time 3:57.657 Best Speed 112.111 On 7 Gp a

Lap	Elapsed Time	Lap Time	Lap Speed
1	5:20.951	5:20.951	81.616
2	9:27.663	4:06.712	107.996
3	13:29.131	4:01.468	110.342
4	17:32.279	4:03.148	109.579
5	25:32.425	8:00.146	55.491
6	29:30.646	3:58.221	111.846
7	33:28.303	3:57.657	112.111

Topaz/Airport Road Service Station Superk

Qualifying Classification

Position

40 28 Paul GARTLAND

SBK Behind 34.338

Best Time 3:57.990 Best Speed 111.954 On 5 Gp a

Lap	Elapsed Time	Lap Time	Lap Speed
1	6:54.747	6:54.747	63.158
2	10:58.498	4:03.751	109.308
3	15:06.987	4:08.489	107.224
4	20:13.862	5:06.875	86.823
5	24:11.852	3:57.990	111.954
6	28:18.750	4:06.898	107.915

41 43 Robert McCRUM

SBK Behind 34.472

Best Time 3:58.124 Best Speed 111.891 On 5 Gp a

Lap	Elapsed Time	Lap Time	Lap Speed
1	6:30.980	6:30.980	66.997
2	10:33.149	4:02.169	110.022
3	14:32.576	3:59.427	111.282
4	18:32.115	3:59.539	111.230
5	22:30.239	3:58.124	111.891
6	26:32.176	4:01.937	110.128
7	33:52.099	7:19.923	60.565

42 56 Anthony McCOLGAN

SBK Behind 35.958

Best Time 3:59.610 Best Speed 111.197 On 3 Gp a

Lap	Elapsed Time	Lap Time	Lap Speed
1	7:51.196	7:51.196	55.592
2	20:48.803	12:57.607	34.264
3	24:48.413	3:59.610	111.197
4	28:49.987	4:01.574	110.293
5	32:52.867	4:02.880	109.700

Non Qualifiers

Position

42 William DAVISON

SBK Behind 1:46.745

Best Time 5:10.397 Best Speed 85.838 On 1 Gp a

Lap	Elapsed Time	Lap Time	Lap Speed
1	5:10.397	5:10.397	84.391

Speed TrapUlster Grand Prix Superbike Thursday Practice

No.	Name	<u>Lap 1</u>	<u>Lap 2</u>	<u>Lap 3</u>	<u>Lap 4</u>	<u>Lap 5</u>	<u>Lap 6</u>	<u>Lap 7</u>
1	Dean HARRISON	184				185	184	186
2	Ian LOUGHER	187	181	183	184			180
4	Guy MARTIN	188	185	188		190	189	189
5	Bruce ANSTEY			184	184	182		
6	William DUNLOP		194		194		192	
7	Gary JOHNSON	190			188	190		
9	Michael DUNLOP	187	187	187	188		190	187
10	Conor CUMMINS				189	190	189	191
11	Stephen THOMPSON	167	179			179	181	179
12	Rob BARBER		178	178		171	180	
14	Daniel COOPER	181			178			
15	Jamie COWARD	176			176	176		
16	David HAIRE	170				174		
18	Lee JOHNSTON	186	186			185		
20	Paul DUCKETT	172	174		174		172	
21	Alan CONNOR		157			175		
23	Dennis BOOTH	168						
24	Callum LAIDLAW	179				175		170
25	Ivan SHANLEY			183				
27	Dave HEWSON					169		
28	Paul GARTLAND	171		172	167	185	166	
29	Paul CRANSTON	165						
31	Shaun ANDERSON					176	155	177
33	Mark PARRETT			177	177	187		
35	Derek SHEILS		177	176	177			
36	Michael PEARSON	177	178					
40	Dan STEWART	175	174		173	175		
43	Robert McCRUM	170	169		166	172		
44	Jamie HAMILTON		188			188	189	
52	Russ MOUNTFORD					181	163	
54	John WALSH			188		187		
66	Alan BONNER	179	161		181		177	
69	Paul SHOESMITH	185		183	181	185	180	
71	Davy MORGAN	178		181				
82	Derek McGEE	177	184	182		182	182	
86	Cameron DONALD	187	188				187	
98	Paul OWEN	178	179		182	179		

METZELER ULSTER GRAND PRIX BIKE WEEK

SUPERBIKE

Dundrod 7.401 Miles

Race 4 - McKinstry Skip Hire UGP Superbike

17/08/2013 14:00

Race (7 Laps)

RACES 4 & 6 - SUPERBIKE

Page 1 of 2

14

13

12

11

10

9

8

7

6

5


4

3

2

1

	C	61	B	36	A	24	
	D		C		B		A
		27		98		15	
		C		B		A	
52		71		72		40	
D		C		B		A	
		21		33		58	
	C		B		A		
25		14		69		54	B
D		C		B		A	
<hr style="border: 2px solid black;"/>							
	C	31	B	12	A	35	
D		C		B		A	
		82		11		2	
		C		B		A	
18		86		66		5	
D		C		B		A	
		1		44		7	
		C		B		A	
10		6		4		9	A
D		C		B		A	
						POLE POSITION	



METZELER ULSTER GRAND PRIX BIKE WEEK

SUPERBIKE


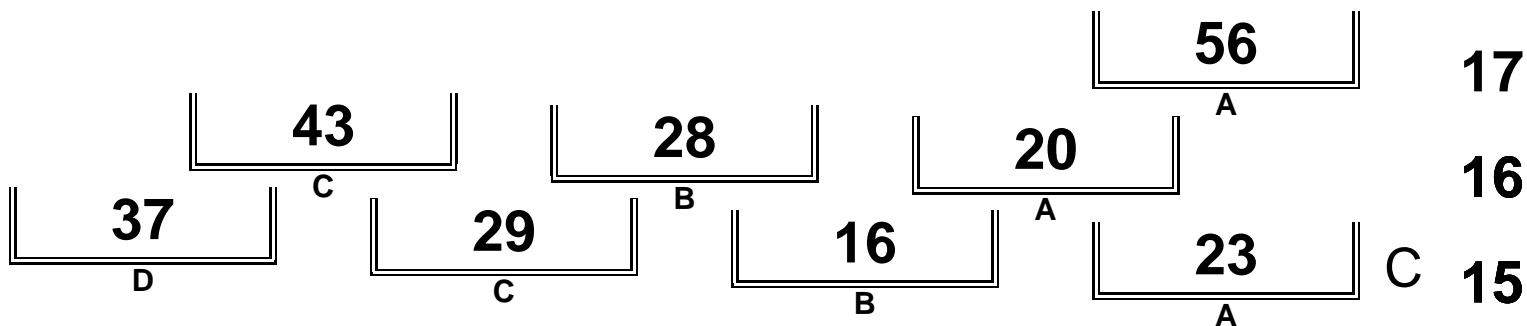
Dundrod 7.401 Miles

Race 4 - McKinstry Skip Hire UGP Superbike

17/08/2013 14:00

Race (7 Laps)

RACES 4 & 6 - SUPERBIKE
Page 2 of 2



METZELER ULSTER GRAND PRIX BIKE WEEK

SUPERBIKE

Race 4 - McKinstry Skip Hire UGP Superbike

Saturday, 17 August 2013



Pos	Class	No	Name	Machine / Sponsor	Gp	Laps	Total Time	Behind	Speed	-----Best Lap-----		
										Time	Speed	On

Race Classification

1	SBK	4	Guy MARTIN	Suzuki - Tyco Suzuki by TAS Racing	a	7	23:33.594		131.621	3:20.482	132.900	7
2	SBK	9	Michael DUNLOP	Honda - Honda TT Legends	a	7	23:33.648	0.054	131.616	3:20.135	133.130	7
3	SBK	6	William DUNLOP	Yamaha - Milwaukee Yamaha	a	7	23:44.269	10.675	130.634	3:21.874	131.983	5
4	SBK	5	Bruce ANSTEY	Honda - HM Plant Honda by Padgetts	a	7	23:51.393	17.799	129.984	3:22.976	131.267	2
5	SBK	7	Gary JOHNSON	Honda - Lincs Lifting Ltd	a	7	23:53.663	20.069	129.778	3:21.871	131.985	4
6	SBK	1	Dean HARRISON	Kawasaki - RC Express Racing by MSS	a	7	24:18.156	44.562	127.598	3:24.370	130.371	2
7	SBK	18	Lee JOHNSTON	Honda - East Coast Racing	a	7	24:18.218	44.624	127.593	3:26.163	129.237	7
8	SBK	86	Cameron DONALD	Honda - Wilson Craig Racing	a	7	24:18.352	44.758	127.581	3:25.754	129.494	7
9	SBK	44	Jamie HAMILTON	Kawasaki - KMR Vauxhall Dealers NI	a	7	24:20.524	46.930	127.392	3:26.825	128.824	6
10	SBK	10	Conor CUMMINS	Yamaha - Milwaukee Yamaha	a	7	24:23.048	49.454	127.172	3:22.712	131.438	2
11	SBK	35	Derek SHEILS	Kawasaki - CD Racing	a	7	24:33.191	59.597	126.296	3:28.003	128.094	2
12	SBK	11	Stephen THOMPSON	Suzuki - Cookstown BE Racing	a	7	24:33.666	1:00.072	126.256	3:29.262	127.323	3
13	SBK	12	Rob BARBER	BMW - Swinton	a	7	24:46.609	1:13.015	125.156	3:30.825	126.380	6
14	SBK	71	Davy MORGAN	Suzuki - Strangford Holiday Park	b	7	24:48.371	1:14.777	125.008	3:30.484	126.584	2
15	SBK	54	John WALSH	BMW	b	7	24:49.430	1:15.836	124.919	3:31.309	126.090	3
16	SBK	58	Ben WYLIE	BMW - Wylie Racing / Per Cup Coffee	b	7	24:59.742	1:26.148	124.060	3:32.414	125.434	2
17	SBK	52	Russ MOUNTFORD	Honda - SHR	b	7	25:00.034	1:26.440	124.036	3:31.962	125.702	7
18	SBK	40	Dan STEWART	Kawasaki - Wilcock Consulting	b	7	25:00.249	1:26.655	124.018	3:32.118	125.609	7
19	SBK	14	Daniel COOPER	Honda - Centurion Racing	b	7	25:01.007	1:27.413	123.956	3:33.044	125.063	2
20	SBK	33	Mark PARRETT	BMW - C & C Ltd.	b	7	25:03.390	1:29.796	123.759	3:32.872	125.164	2
21	SBK	61	Fabrice MIGUET	Kawasaki	b	7	25:20.379	1:46.785	122.376	3:34.913	123.976	6
22	SBK	69	Paul SHOESMITH	BMW - Ice Valley by Motorsave	b	7	25:21.828	1:48.234	122.260	3:34.659	124.122	2
23	SBK	15	Jamie COWARD	Honda - RJP Racing	b	7	25:27.397	1:53.803	121.814	3:36.003	123.350	6
24	SBK	21	Alan CONNOR	Suzuki - Connor Racing	b	7	25:29.419	1:55.825	121.653	3:36.115	123.286	4
25	SBK	27	Dave HEWSON	Aprilia - David Hewson Ltd	b	7	25:36.183	2:02.589	121.117	3:36.918	122.830	4
26	SBK	29	Paul CRANSTON	Honda - Wilson Craig Racing	c	7	26:01.937	2:28.343	119.120	3:40.545	120.810	7
27	SBK	23	Dennis BOOTH	Suzuki	c	7	26:02.709	2:29.115	119.061	3:40.304	120.942	7
28	SBK	24	Callum LAIDLAW	Honda - www.laidlawracing.co.uk	b	7	26:13.072	2:39.478	118.277	3:42.277	119.868	2
29	SBK	56	Anthony McCOLGAN	Ducati	c	6	23:08.945	1 Lap	114.774	3:49.609	116.041	6
30	SBK	37	Andrew TAYLOR	BMW	c	6	23:15.073	6.128	114.270	3:50.965	115.359	4
31	SBK	20	Paul DUCKETT	Honda	c	6	23:15.620	6.675	114.225	3:50.331	115.677	6
32	SBK	43	Robert McCRUM	Yamaha	c	6	23:22.458	13.513	113.668	3:51.686	115.000	4

Fastest Lap


SBK	9	Michael DUNLOP	Honda - Honda TT Legends	a						3:20.135	133.130	7
-----	---	----------------	--------------------------	---	--	--	--	--	--	----------	---------	---

Not Classified

DNF	SBK	36	Michael PEARSON	Kawasaki - Hotties Thermal Packs	b	6	21:37.031	1 Lap	122.907	3:32.084	125.629	4
DNF	SBK	66	Alan BONNER	Honda	a	2	7:02.767	5 Laps	124.983	3:28.319	127.900	2
DNF	SBK	31	Shaun ANDERSON	Suzuki - CN Management	a	2	7:23.972	21.205	119.013	3:43.520	119.202	2
DNF	SBK	82	Derek McGEE	Kawasaki	a	1	3:45.608	6 Laps	116.107	3:45.608	116.107	1
DNF	SBK	98	Paul OWEN	Honda - #98 Club/Teenage Cancer Trust	b	1	4:01.500	15.892	108.467	4:01.500	108.467	1

Provisional result to be confirmed by the Stewards of the Meeting subject to completion of technical inspections & the time limit for protests

Page 1 / 1

Circuit	Dundrod	Signed		Organising Club	Dundrod & District MCC
Length(miles)	7.4011 Lap 1 (7.2763)		Chief Timekeeper	Race Started	14:53
Weather	Cloudy	Issued At:	15:22	Gp Time Diff - b 31.3 / c 60.57	
Track	Dry				



MCUI Ulster
Centre Timing
powered by
e-Laps timing software

www.elaps-timing.com



METZELER ULSTER GRAND PRIX BIKE WEEK

SUPERBIKE

Race 4 - McKinstry Skip Hire UGP Superbike

Saturday, 17 August 2013

DETAILED RESULT



Race Classification

1 4 Guy MARTIN

Total Time **23:33.594** Avg Speed **131.621** Behind
Best Time **3:20.482** Best Speed **132.900** On **7** Gp **a**

Lap	Elapsed Time	Lap Time	Lap Speed
1	3:27.368	3:27.368	126.320
2	6:48.936	3:21.568	132.183
3	10:09.646	3:20.710	132.749
4	13:30.326	3:20.680	132.768
5	16:50.946	3:20.620	132.808
6	20:13.112	3:22.166	131.792
7	23:33.594	3:20.482	132.900

2 9 Michael DUNLOP

Total Time **23:33.648** Avg Speed **131.616** Behind **0.054**
Best Time **3:20.135** Best Speed **133.130** On **7** Gp **a**

Lap	Elapsed Time	Lap Time	Lap Speed
1	3:27.737	3:27.737	126.095
2	6:49.774	3:22.037	131.877
3	10:10.794	3:21.020	132.544
4	13:31.657	3:20.863	132.647
5	16:51.850	3:20.193	133.091
6	20:13.513	3:21.663	132.121
7	23:33.648	3:20.135	133.130

3 6 William DUNLOP

Total Time **23:44.269** Avg Speed **130.634** Behind **10.675**
Best Time **3:21.874** Best Speed **131.983** On **5** Gp **a**

Lap	Elapsed Time	Lap Time	Lap Speed
1	3:28.157	3:28.157	125.841
2	6:50.123	3:21.966	131.923
3	10:13.133	3:23.010	131.245
4	13:35.448	3:22.315	131.695
5	16:57.322	3:21.874	131.983
6	20:20.986	3:23.664	130.823
7	23:44.269	3:23.283	131.068

4 5 Bruce ANSTEY

Total Time **23:51.393** Avg Speed **129.984** Behind **17.799**
Best Time **3:22.976** Best Speed **131.267** On **2** Gp **a**

Lap	Elapsed Time	Lap Time	Lap Speed
1	3:28.701	3:28.701	125.513
2	6:51.677	3:22.976	131.267
3	10:15.796	3:24.119	130.532
4	13:39.092	3:23.296	131.060
5	17:02.222	3:23.130	131.167
6	20:26.833	3:24.611	130.218
7	23:51.393	3:24.560	130.250

Race Classification

5 7 Gary JOHNSON

Total Time **23:53.663** Avg Speed **129.778** Behind **20.069**
Best Time **3:21.871** Best Speed **131.985** On **4** Gp **a**

Lap	Elapsed Time	Lap Time	Lap Speed
1	3:28.625	3:28.625	125.559
2	6:53.454	3:24.829	130.079
3	10:18.699	3:25.245	129.815
4	13:40.570	3:21.871	131.985
5	17:02.594	3:22.024	131.885
6	20:26.652	3:24.058	130.571
7	23:53.663	3:27.011	128.708

6 1 Dean HARRISON

Total Time **24:18.156** Avg Speed **127.598** Behind **44.562**
Best Time **3:24.370** Best Speed **130.371** On **2** Gp **a**

Lap	Elapsed Time	Lap Time	Lap Speed
1	3:29.258	3:29.258	125.179
2	6:53.628	3:24.370	130.371
3	10:18.494	3:24.866	130.056
4	13:47.961	3:29.467	127.199
5	17:16.511	3:28.550	127.758
6	20:46.139	3:29.628	127.101
7	24:18.156	3:32.017	125.669

7 18 Lee JOHNSTON

Total Time **24:18.218** Avg Speed **127.593** Behind **44.624**
Best Time **3:26.163** Best Speed **129.237** On **7** Gp **a**

Lap	Elapsed Time	Lap Time	Lap Speed
1	3:32.105	3:32.105	123.499
2	7:00.046	3:27.941	128.132
3	10:28.864	3:28.818	127.594
4	13:57.575	3:28.711	127.660
5	17:25.458	3:27.883	128.168
6	20:52.055	3:26.597	128.966
7	24:18.218	3:26.163	129.237

8 86 Cameron DONALD

Total Time **24:18.352** Avg Speed **127.581** Behind **44.758**
Best Time **3:25.754** Best Speed **129.494** On **7** Gp **a**

Lap	Elapsed Time	Lap Time	Lap Speed
1	3:33.062	3:33.062	122.944
2	7:00.213	3:27.151	128.621
3	10:29.147	3:28.934	127.523
4	13:57.676	3:28.529	127.771
5	17:25.160	3:27.484	128.415
6	20:52.598	3:27.438	128.443
7	24:18.352	3:25.754	129.494

METZELER ULSTER GRAND PRIX BIKE WEEK

SUPERBIKE

Race 4 - McKinstry Skip Hire UGP Superbike

Saturday, 17 August 2013

DETAILED RESULT



Race Classification

9 **44 Jamie HAMILTON**
 Total Time **24:20.524** Avg Speed **127.392** Behind **46.930**
 Best Time **3:26.825** Best Speed **128.824** On **6** Gp **a**

Lap	Elapsed Time	Lap Time	Lap Speed
1	3:32.640	3:32.640	123.188
2	7:00.088	3:27.448	128.437
3	10:28.947	3:28.859	127.569
4	13:57.776	3:28.829	127.587
5	17:25.574	3:27.798	128.220
6	20:52.399	3:26.825	128.824
7	24:20.524	3:28.125	128.019

10 **10 Conor CUMMINS**

Total Time **24:23.048** Avg Speed **127.172** Behind **49.454**
 Best Time **3:22.712** Best Speed **131.438** On **2** Gp **a**

Lap	Elapsed Time	Lap Time	Lap Speed
1	3:29.925	3:29.925	124.781
2	6:52.637	3:22.712	131.438
3	10:15.387	3:22.750	131.413
4	13:38.575	3:23.188	131.130
5	17:01.991	3:23.416	130.983
6	20:26.404	3:24.413	130.344
7	24:23.048	3:56.644	112.591

11 **35 Derek SHEILS**

Total Time **24:33.191** Avg Speed **126.296** Behind **59.597**
 Best Time **3:28.003** Best Speed **128.094** On **2** Gp **a**

Lap	Elapsed Time	Lap Time	Lap Speed
1	3:35.645	3:35.645	121.471
2	7:03.648	3:28.003	128.094
3	10:33.872	3:30.224	126.741
4	14:03.835	3:29.963	126.898
5	17:33.750	3:29.915	126.927
6	21:03.913	3:30.163	126.778
7	24:33.191	3:29.278	127.314

12 **11 Stephen THOMPSON**

Total Time **24:33.666** Avg Speed **126.256** Behind **1:00.072**
 Best Time **3:29.262** Best Speed **127.323** On **3** Gp **a**

Lap	Elapsed Time	Lap Time	Lap Speed
1	3:35.509	3:35.509	121.548
2	7:04.983	3:29.474	127.195
3	10:34.245	3:29.262	127.323
4	14:04.084	3:29.839	126.973
5	17:33.399	3:29.315	127.291
6	21:03.775	3:30.376	126.649
7	24:33.666	3:29.891	126.942

Race Classification

13 **12 Rob BARBER**
 Total Time **24:46.609** Avg Speed **125.156** Behind **1:13.015**
 Best Time **3:30.825** Best Speed **126.380** On **6** Gp **a**

Lap	Elapsed Time	Lap Time	Lap Speed
1	3:38.663	3:38.663	119.795
2	7:10.101	3:31.438	126.013
3	10:41.877	3:31.776	125.812
4	14:13.333	3:31.456	126.002
5	17:44.192	3:30.859	126.359
6	21:15.017	3:30.825	126.380
7	24:46.609	3:31.592	125.921

14 **71 Davy MORGAN**

Total Time **24:48.371** Avg Speed **125.008** Behind **1:14.777**
 Best Time **3:30.484** Best Speed **126.584** On **2** Gp **b**

Lap	Elapsed Time	Lap Time	Lap Speed
1	3:37.969	3:37.969	120.176
2	7:08.453	3:30.484	126.584
3	10:38.955	3:30.502	126.573
4	14:10.106	3:31.151	126.184
5	17:44.878	3:34.772	124.057
6	21:17.681	3:32.803	125.205
7	24:48.371	3:30.690	126.460

15 **54 John WALSH**

Total Time **24:49.430** Avg Speed **124.919** Behind **1:15.836**
 Best Time **3:31.309** Best Speed **126.090** On **3** Gp **b**

Lap	Elapsed Time	Lap Time	Lap Speed
1	3:35.590	3:35.590	121.502
2	7:07.343	3:31.753	125.826
3	10:38.652	3:31.309	126.090
4	14:10.856	3:32.204	125.558
5	17:44.676	3:33.820	124.609
6	21:17.516	3:32.840	125.183
7	24:49.430	3:31.914	125.730

16 **58 Ben WYLIE**

Total Time **24:59.742** Avg Speed **124.060** Behind **1:26.148**
 Best Time **3:32.414** Best Speed **125.434** On **2** Gp **b**

Lap	Elapsed Time	Lap Time	Lap Speed
1	3:40.889	3:40.889	118.588
2	7:13.303	3:32.414	125.434
3	10:46.151	3:32.848	125.178
4	14:19.609	3:33.458	124.821
5	17:54.424	3:34.815	124.032
6	21:27.049	3:32.625	125.310
7	24:59.742	3:32.693	125.270



MCUI Ulster
Centre Timing
powered by
e-Laps timing software

www.elaps-timing.com



METZELER ULSTER GRAND PRIX BIKE WEEK

SUPERBIKE

Race 4 - McKinstry Skip Hire UGP Superbike

Saturday, 17 August 2013

DETAILED RESULT



Race Classification

17 52 Russ MOUNTFORD

Total Time **25:00.034** Avg Speed **124.036** Behind **1:26.440**
Best Time **3:31.962** Best Speed **125.702** On **7** Gp **b**

Lap	Elapsed Time	Lap Time	Lap Speed
1	3:40.355	3:40.355	118.875
2	7:14.180	3:33.825	124.606
3	10:48.667	3:34.487	124.222
4	14:21.341	3:32.674	125.281
5	17:55.113	3:33.772	124.637
6	21:28.072	3:32.959	125.113
7	25:00.034	3:31.962	125.702

18 40 Dan STEWART

Total Time **25:00.249** Avg Speed **124.018** Behind **1:26.655**
Best Time **3:32.118** Best Speed **125.609** On **7** Gp **b**

Lap	Elapsed Time	Lap Time	Lap Speed
1	3:39.961	3:39.961	119.088
2	7:12.261	3:32.300	125.501
3	10:46.323	3:34.062	124.468
4	14:19.714	3:33.391	124.860
5	17:54.539	3:34.825	124.026
6	21:28.131	3:33.592	124.742
7	25:00.249	3:32.118	125.609

19 14 Daniel COOPER

Total Time **25:01.007** Avg Speed **123.956** Behind **1:27.413**
Best Time **3:33.044** Best Speed **125.063** On **2** Gp **b**

Lap	Elapsed Time	Lap Time	Lap Speed
1	3:39.007	3:39.007	119.607
2	7:12.051	3:33.044	125.063
3	10:47.373	3:35.322	123.740
4	14:20.449	3:33.076	125.044
5	17:54.213	3:33.764	124.642
6	21:27.927	3:33.714	124.671
7	25:01.007	3:33.080	125.042

20 33 Mark PARRETT

Total Time **25:03.390** Avg Speed **123.759** Behind **1:29.796**
Best Time **3:32.872** Best Speed **125.164** On **2** Gp **b**

Lap	Elapsed Time	Lap Time	Lap Speed
1	3:43.150	3:43.150	117.386
2	7:16.022	3:32.872	125.164
3	10:49.431	3:33.409	124.849
4	14:22.898	3:33.467	124.815
5	17:56.559	3:33.661	124.702
6	21:30.469	3:33.910	124.557
7	25:03.390	3:32.921	125.135

Race Classification

21 61 Fabrice MIGUET

Total Time **25:20.379** Avg Speed **122.376** Behind **1:46.785**
Best Time **3:34.913** Best Speed **123.976** On **6** Gp **b**

Lap	Elapsed Time	Lap Time	Lap Speed
1	3:45.670	3:45.670	116.075
2	7:22.556	3:36.886	122.848
3	10:59.180	3:36.624	122.996
4	14:34.753	3:35.573	123.596
5	18:09.677	3:34.924	123.969
6	21:44.590	3:34.913	123.976
7	25:20.379	3:35.789	123.472

22 69 Paul SHOESMITH

Total Time **25:21.828** Avg Speed **122.260** Behind **1:48.234**
Best Time **3:34.659** Best Speed **124.122** On **2** Gp **b**

Lap	Elapsed Time	Lap Time	Lap Speed
1	3:40.593	3:40.593	118.747
2	7:15.252	3:34.659	124.122
3	10:51.777	3:36.525	123.053
4	14:29.279	3:37.502	122.500
5	18:07.654	3:38.375	122.010
6	21:45.552	3:37.898	122.277
7	25:21.828	3:36.276	123.194

23 15 Jamie COWARD

Total Time **25:27.397** Avg Speed **121.814** Behind **1:53.803**
Best Time **3:36.003** Best Speed **123.350** On **6** Gp **b**

Lap	Elapsed Time	Lap Time	Lap Speed
1	3:45.831	3:45.831	115.992
2	7:23.025	3:37.194	122.674
3	11:00.617	3:37.592	122.449
4	14:37.472	3:36.855	122.865
5	18:13.822	3:36.350	123.152
6	21:49.825	3:36.003	123.350
7	25:27.397	3:37.572	122.460

24 21 Alan CONNOR

Total Time **25:29.419** Avg Speed **121.653** Behind **1:55.825**
Best Time **3:36.115** Best Speed **123.286** On **4** Gp **b**

Lap	Elapsed Time	Lap Time	Lap Speed
1	3:43.043	3:43.043	117.442
2	7:21.624	3:38.581	121.895
3	10:59.886	3:38.262	122.073
4	14:36.001	3:36.115	123.286
5	18:13.462	3:37.461	122.523
6	21:52.155	3:38.693	121.833
7	25:29.419	3:37.264	122.634



MCUI Ulster
Centre Timing
powered by
e-Laps timing software

www.elaps-timing.com



METZELER ULSTER GRAND PRIX BIKE WEEK

SUPERBIKE

Race 4 - McKinstry Skip Hire UGP Superbike

Saturday, 17 August 2013

DETAILED RESULT



Race Classification

25 27 Dave HEWSON

Total Time **25:36.183** Avg Speed **121.117** Behind **2:02.589**
Best Time **3:36.918** Best Speed **122.830** On **4** Gp **b**

Lap	Elapsed Time	Lap Time	Lap Speed
1	3:44.399	3:44.399	116.733
2	7:22.211	3:37.812	122.325
3	11:00.436	3:38.225	122.094
4	14:37.354	3:36.918	122.830
5	18:15.647	3:38.293	122.056
6	21:55.119	3:39.472	121.400
7	25:36.183	3:41.064	120.526

26 29 Paul CRANSTON

Total Time **26:01.937** Avg Speed **119.120** Behind **2:28.343**
Best Time **3:40.545** Best Speed **120.810** On **7** Gp **c**

Lap	Elapsed Time	Lap Time	Lap Speed
1	3:48.732	3:48.732	114.521
2	7:31.845	3:43.113	119.419
3	11:14.151	3:42.306	119.853
4	14:56.754	3:42.603	119.693
5	18:39.736	3:42.982	119.489
6	22:21.392	3:41.656	120.204
7	26:01.937	3:40.545	120.810

27 23 Dennis BOOTH

Total Time **26:02.709** Avg Speed **119.061** Behind **2:29.115**
Best Time **3:40.304** Best Speed **120.942** On **7** Gp **c**

Lap	Elapsed Time	Lap Time	Lap Speed
1	3:49.369	3:49.369	114.203
2	7:32.811	3:43.442	119.243
3	11:14.556	3:41.745	120.156
4	14:56.497	3:41.941	120.050
5	18:39.573	3:43.076	119.439
6	22:22.405	3:42.832	119.570
7	26:02.709	3:40.304	120.942

28 24 Callum LAIDLAW

Total Time **26:13.072** Avg Speed **118.277** Behind **2:39.478**
Best Time **3:42.277** Best Speed **119.868** On **2** Gp **b**

Lap	Elapsed Time	Lap Time	Lap Speed
1	3:48.408	3:48.408	114.684
2	7:30.685	3:42.277	119.868
3	11:14.729	3:44.044	118.923
4	14:58.375	3:43.646	119.135
5	18:42.009	3:43.634	119.141
6	22:26.586	3:44.577	118.641
7	26:13.072	3:46.486	117.641

Race Classification

29 56 Anthony McCOLGAN

Total Time **23:08.945** Avg Speed **114.774** Behind **1 Lap**
Best Time **3:49.609** Best Speed **116.041** On **6** Gp **c**

Lap	Elapsed Time	Lap Time	Lap Speed
1	3:56.020	3:56.020	110.985
2	7:47.254	3:51.234	115.225
3	11:37.737	3:50.483	115.601
4	15:28.045	3:50.308	115.688
5	19:19.336	3:51.291	115.197
6	23:08.945	3:49.609	116.041

30 37 Andrew TAYLOR

Total Time **23:15.073** Avg Speed **114.270** Behind **6.128**
Best Time **3:50.965** Best Speed **115.359** On **4** Gp **c**

Lap	Elapsed Time	Lap Time	Lap Speed
1	3:56.998	3:56.998	110.527
2	7:49.979	3:52.981	114.361
3	11:41.101	3:51.122	115.281
4	15:32.066	3:50.965	115.359
5	19:23.768	3:51.702	114.992
6	23:15.073	3:51.305	115.190

31 20 Paul DUCKETT

Total Time **23:15.620** Avg Speed **114.225** Behind **6.675**
Best Time **3:50.331** Best Speed **115.677** On **6** Gp **c**

Lap	Elapsed Time	Lap Time	Lap Speed
1	3:55.438	3:55.438	111.259
2	7:47.971	3:52.533	114.581
3	11:40.867	3:52.896	114.403
4	15:33.637	3:52.770	114.465
5	19:25.289	3:51.652	115.017
6	23:15.620	3:50.331	115.677

32 43 Robert McCRUM

Total Time **23:22.458** Avg Speed **113.668** Behind **13.513**
Best Time **3:51.686** Best Speed **115.000** On **4** Gp **c**

Lap	Elapsed Time	Lap Time	Lap Speed
1	3:58.934	3:58.934	109.631
2	7:51.592	3:52.658	114.520
3	11:43.537	3:51.945	114.872
4	15:35.223	3:51.686	115.000
5	19:29.277	3:54.054	113.837
6	23:22.458	3:53.181	114.263

Not Classified



MCUI Ulster
Centre Timing
powered by
e-Laps timing software

www.elaps-timing.com



METZELER ULSTER GRAND PRIX BIKE WEEK

SUPERBIKE

Race 4 - McKinstry Skip Hire UGP Superbike

Saturday, 17 August 2013

DETAILED RESULT



Not Classified

DNF 36 Michael PEARSON

Total Time **21:37.031** Avg Speed **122.907** Behind **1 Lap**

Best Time **3:32.084** Best Speed **125.629** On **4** Gp **b**

Lap	Elapsed Time	Lap Time	Lap Speed
1	3:43.400	3:43.400	117.255
2	7:16.132	3:32.732	125.247
3	10:49.535	3:33.403	124.853
4	14:21.619	3:32.084	125.629
5	17:54.308	3:32.689	125.272
6	21:37.031	3:42.723	119.628

DNF 66 Alan BONNER

Total Time **7:02.767** Avg Speed **124.983** Behind **5 Laps**

Best Time **3:28.319** Best Speed **127.900** On **2** Gp **a**

Lap	Elapsed Time	Lap Time	Lap Speed
1	3:34.448	3:34.448	122.149
2	7:02.767	3:28.319	127.900

DNF 31 Shaun ANDERSON

Total Time **7:23.972** Avg Speed **119.013** Behind **21.205**

Best Time **3:43.520** Best Speed **119.202** On **2** Gp **a**

Lap	Elapsed Time	Lap Time	Lap Speed
1	3:40.452	3:40.452	118.823
2	7:23.972	3:43.520	119.202

DNF 82 Derek McGEE

Total Time **3:45.608** Avg Speed **116.107** Behind **6 Laps**

Best Time **3:45.608** Best Speed **116.107** On **1** Gp **a**

Lap	Elapsed Time	Lap Time	Lap Speed
1	3:45.608	3:45.608	116.107

DNF 98 Paul OWEN

Total Time **4:01.500** Avg Speed **108.467** Behind **15.892**

Best Time **4:01.500** Best Speed **108.467** On **1** Gp **b**

Lap	Elapsed Time	Lap Time	Lap Speed
1	4:01.500	4:01.500	108.467



MCUI Ulster
Centre Timing
powered by
e-Laps timing software

www.elaps-timing.com



METZELER ULSTER GRAND PRIX BIKE WEEK

SUPERBIKE

Race 4 - McKinstry Skip Hire UGP Superbike

LAP CHART



1					2					3				
No	Name	G	Elapsed Time	Lap Time	No	Name	G	Elapsed Time	Lap Time	No	Name	G	Elapsed Time	Lap Time
4	Guy MARTIN	a	3:27.368	3:27.368	4	Guy MARTIN	a	6:48.936	3:21.568	4	Guy MARTIN	a	10:09.646	3:20.710
9	Michael DUNLOP	a	3:27.737	3:27.737	9	Michael DUNLOP	a	6:49.774	3:22.037	9	Michael DUNLOP	a	10:10.794	3:21.020
6	William DUNLOP	a	3:28.157	3:28.157	6	William DUNLOP	a	6:50.123	3:21.966	6	William DUNLOP	a	10:13.133	3:23.010
7	Gary JOHNSON	a	3:28.625	3:28.625	5	Bruce ANSTEY	a	6:51.677	3:22.976	10	Conor CUMMINS	a	10:15.387	3:22.750
5	Bruce ANSTEY	a	3:28.701	3:28.701	10	Conor CUMMINS	a	6:52.637	3:22.712	5	Bruce ANSTEY	a	10:15.796	3:24.119
1	Dean HARRISON	a	3:29.258	3:29.258	7	Gary JOHNSON	a	6:53.454	3:24.829	1	Dean HARRISON	a	10:18.494	3:24.866
10	Conor CUMMINS	a	3:29.925	3:29.925	1	Dean HARRISON	a	6:53.628	3:24.370	7	Gary JOHNSON	a	10:18.699	3:25.245
18	Lee JOHNSTON	a	3:32.105	3:32.105	18	Lee JOHNSTON	a	7:00.046	3:27.941	18	Lee JOHNSTON	a	10:28.864	3:28.818
44	Jamie HAMILTON	a	3:32.640	3:32.640	44	Jamie HAMILTON	a	7:00.088	3:27.448	44	Jamie HAMILTON	a	10:28.947	3:28.859
86	Cameron DONALD	a	3:33.062	3:33.062	86	Cameron DONALD	a	7:00.213	3:27.151	86	Cameron DONALD	a	10:29.147	3:28.934
66	Alan BONNER	a	3:34.448	3:34.448	66	Alan BONNER	a	7:02.767	3:28.319	35	Derek SHEILS	a	10:33.872	3:30.224
11	Stephen THOMPSON	a	3:35.509	3:35.509	35	Derek SHEILS	a	7:03.648	3:28.003	11	Stephen THOMPSON	a	10:34.245	3:29.262
54	John WALSH	b	3:35.590	3:35.590	11	Stephen THOMPSON	a	7:04.983	3:29.474	54	John WALSH	b	10:38.652	3:31.309
35	Derek SHEILS	a	3:35.645	3:35.645	54	John WALSH	b	7:07.343	3:31.753	71	Davy MORGAN	b	10:38.955	3:30.502
71	Davy MORGAN	b	3:37.969	3:37.969	71	Davy MORGAN	b	7:08.453	3:30.484	12	Rob BARBER	a	10:41.877	3:31.776
12	Rob BARBER	a	3:38.663	3:38.663	12	Rob BARBER	a	7:10.101	3:31.438	58	Ben WYLIE	b	10:46.151	3:32.848
14	Daniel COOPER	b	3:39.007	3:39.007	14	Daniel COOPER	b	7:12.051	3:33.044	40	Dan STEWART	b	10:46.323	3:34.062
40	Dan STEWART	b	3:39.961	3:39.961	40	Dan STEWART	b	7:12.261	3:32.300	14	Daniel COOPER	b	10:47.373	3:35.322
52	Russ MOUNTFORD	b	3:40.355	3:40.355	58	Ben WYLIE	b	7:13.303	3:32.414	52	Russ MOUNTFORD	b	10:48.667	3:34.487
31	Shaun ANDERSON	a	3:40.452	3:40.452	52	Russ MOUNTFORD	b	7:14.180	3:33.825	33	Mark PARRETT	b	10:49.431	3:33.409
69	Paul SHOESMITH	b	3:40.593	3:40.593	69	Paul SHOESMITH	b	7:15.252	3:34.659	36	Michael PEARSON	b	10:49.535	3:33.403
58	Ben WYLIE	b	3:40.889	3:40.889	33	Mark PARRETT	b	7:16.022	3:32.872	69	Paul SHOESMITH	b	10:51.777	3:36.525
21	Alan CONNOR	b	3:43.043	3:43.043	36	Michael PEARSON	b	7:16.132	3:32.732	61	Fabrice MIGUET	b	10:59.180	3:36.624
33	Mark PARRETT	b	3:43.150	3:43.150	21	Alan CONNOR	b	7:21.624	3:38.581	21	Alan CONNOR	b	10:59.886	3:38.262
36	Michael PEARSON	b	3:43.400	3:43.400	27	Dave HEWSON	b	7:22.211	3:37.812	27	Dave HEWSON	b	11:00.436	3:38.225
27	Dave HEWSON	b	3:44.399	3:44.399	61	Fabrice MIGUET	b	7:22.556	3:36.886	15	Jamie COWARD	b	11:00.617	3:37.592
82	Derek McGEE	a	3:45.608	3:45.608	15	Jamie COWARD	b	7:23.025	3:37.194	29	Paul CRANSTON	c	11:14.151	3:42.306
61	Fabrice MIGUET	b	3:45.670	3:45.670	31	Shaun ANDERSON	a	7:23.972	3:43.520	23	Dennis BOOTH	c	11:14.556	3:41.745
15	Jamie COWARD	b	3:45.831	3:45.831	24	Callum LAIDLAW	b	7:30.685	3:42.277	24	Callum LAIDLAW	b	11:14.729	3:44.044
24	Callum LAIDLAW	b	3:48.408	3:48.408	29	Paul CRANSTON	c	7:31.845	3:43.113	56	Anthony McCOLGAN	c	11:37.737	3:50.483
29	Paul CRANSTON	c	3:48.732	3:48.732	23	Dennis BOOTH	c	7:32.811	3:43.442	20	Paul DUCKETT	c	11:40.867	3:52.896
23	Dennis BOOTH	c	3:49.369	3:49.369	56	Anthony McCOLGAN	c	7:47.254	3:51.234	37	Andrew TAYLOR	c	11:41.101	3:51.122
20	Paul DUCKETT	c	3:55.438	3:55.438	20	Paul DUCKETT	c	7:47.971	3:52.533	43	Robert McCRUM	c	11:43.537	3:51.945
56	Anthony McCOLGAN	c	3:56.020	3:56.020	37	Andrew TAYLOR	c	7:49.979	3:52.981					
37	Andrew TAYLOR	c	3:56.998	3:56.998	43	Robert McCRUM	c	7:51.592	3:52.658					
43	Robert McCRUM	c	3:58.934	3:58.934										
98	Paul OWEN	b	4:01.500	4:01.500										

METZELER ULSTER GRAND PRIX BIKE WEEK

SUPERBIKE

Race 4 - McKinstry Skip Hire UGP Superbike

LAP CHART



4

No	Name	G	Elapsed Time	Lap Time
4	Guy MARTIN	a	13:30.326	3:20.680
9	Michael DUNLOP	a	13:31.657	3:20.863
6	William DUNLOP	a	13:35.448	3:22.315
10	Conor CUMMINS	a	13:38.575	3:23.188
5	Bruce ANSTEY	a	13:39.092	3:23.296
7	Gary JOHNSON	a	13:40.570	3:21.871
1	Dean HARRISON	a	13:47.961	3:29.467
18	Lee JOHNSTON	a	13:57.575	3:28.711
86	Cameron DONALD	a	13:57.676	3:28.529
44	Jamie HAMILTON	a	13:57.776	3:28.829
35	Derek SHEILS	a	14:03.835	3:29.963
11	Stephen THOMPSON	a	14:04.084	3:29.839
71	Davy MORGAN	b	14:10.106	3:31.151
54	John WALSH	b	14:10.856	3:32.204
12	Rob BARBER	a	14:13.333	3:31.456
58	Ben WYLIE	b	14:19.609	3:33.458
40	Dan STEWART	b	14:19.714	3:33.391
14	Daniel COOPER	b	14:20.449	3:33.076
52	Russ MOUNTFORD	b	14:21.341	3:32.674
36	Michael PEARSON	b	14:21.619	3:32.084
33	Mark PARRETT	b	14:22.898	3:33.467
69	Paul SHOESMITH	b	14:29.279	3:37.502
61	Fabrice MIGUET	b	14:34.753	3:35.573
21	Alan CONNOR	b	14:36.001	3:36.115
27	Dave HEWSON	b	14:37.354	3:36.918
15	Jamie COWARD	b	14:37.472	3:36.855
23	Dennis BOOTH	c	14:56.497	3:41.941
29	Paul CRANSTON	c	14:56.754	3:42.603
24	Callum LAIDLAW	b	14:58.375	3:43.646
56	Anthony McCOLGAN	c	15:28.045	3:50.308
37	Andrew TAYLOR	c	15:32.066	3:50.965
20	Paul DUCKETT	c	15:33.637	3:52.770
43	Robert McCURUM	c	15:35.223	3:51.686

5

No	Name	G	Elapsed Time	Lap Time
4	Guy MARTIN	a	16:50.946	3:20.620
9	Michael DUNLOP	a	16:51.850	3:20.193
6	William DUNLOP	a	16:57.322	3:21.874
10	Conor CUMMINS	a	17:01.991	3:23.416
5	Bruce ANSTEY	a	17:02.222	3:23.130
7	Gary JOHNSON	a	17:02.594	3:22.024
1	Dean HARRISON	a	17:16.511	3:28.550
86	Cameron DONALD	a	17:25.160	3:27.484
18	Lee JOHNSTON	a	17:25.458	3:27.883
44	Jamie HAMILTON	a	17:25.574	3:27.798
11	Stephen THOMPSON	a	17:33.399	3:29.315
35	Derek SHEILS	a	17:33.750	3:29.915
12	Rob BARBER	a	17:44.192	3:30.859
54	John WALSH	b	17:44.676	3:33.820
71	Davy MORGAN	b	17:44.878	3:34.772
14	Daniel COOPER	b	17:54.213	3:33.764
36	Michael PEARSON	b	17:54.308	3:32.689
58	Ben WYLIE	b	17:54.424	3:34.815
40	Dan STEWART	b	17:54.539	3:34.825
52	Russ MOUNTFORD	b	17:55.113	3:33.772
33	Mark PARRETT	b	17:56.559	3:33.661
69	Paul SHOESMITH	b	18:07.654	3:38.375
61	Fabrice MIGUET	b	18:09.677	3:34.924
21	Alan CONNOR	b	18:13.462	3:37.461
15	Jamie COWARD	b	18:13.822	3:36.350
27	Dave HEWSON	b	18:15.647	3:38.293
23	Dennis BOOTH	c	18:39.573	3:43.076
29	Paul CRANSTON	c	18:39.736	3:42.982
24	Callum LAIDLAW	b	18:42.009	3:43.634
56	Anthony McCOLGAN	c	19:19.336	3:51.291
37	Andrew TAYLOR	c	19:23.768	3:51.702
20	Paul DUCKETT	c	19:25.289	3:51.652
43	Robert McCURUM	c	19:29.277	3:54.054

6

No	Name	G	Elapsed Time	Lap Time
4	Guy MARTIN	a	20:13.112	3:22.166
9	Michael DUNLOP	a	20:13.513	3:21.663
6	William DUNLOP	a	20:20.986	3:23.664
10	Conor CUMMINS	a	20:26.404	3:24.413
7	Gary JOHNSON	a	20:26.652	3:24.058
5	Bruce ANSTEY	a	20:26.833	3:24.611
1	Dean HARRISON	a	20:46.139	3:29.628
18	Lee JOHNSTON	a	20:52.055	3:26.597
44	Jamie HAMILTON	a	20:52.399	3:26.825
86	Cameron DONALD	a	20:52.598	3:27.438
11	Stephen THOMPSON	a	21:03.775	3:30.376
35	Derek SHEILS	a	21:03.913	3:30.163
12	Rob BARBER	a	21:15.017	3:30.825
54	John WALSH	b	21:17.516	3:32.840
71	Davy MORGAN	b	21:17.681	3:32.803
58	Ben WYLIE	b	21:27.049	3:32.625
14	Daniel COOPER	b	21:27.927	3:33.714
52	Russ MOUNTFORD	b	21:28.072	3:32.959
40	Dan STEWART	b	21:28.131	3:33.592
33	Mark PARRETT	b	21:30.469	3:33.910
36	Michael PEARSON	b	21:37.031	3:42.723
61	Fabrice MIGUET	b	21:44.590	3:34.913
69	Paul SHOESMITH	b	21:45.552	3:37.898
15	Jamie COWARD	b	21:49.825	3:36.003
21	Alan CONNOR	b	21:52.155	3:38.693
27	Dave HEWSON	b	21:55.119	3:39.472
29	Paul CRANSTON	c	22:21.392	3:41.656
23	Dennis BOOTH	c	22:22.405	3:42.832
24	Callum LAIDLAW	b	22:26.586	3:44.577
56	Anthony McCOLGAN	c	23:08.945	3:49.609
37	Andrew TAYLOR	c	23:15.073	3:51.305
20	Paul DUCKETT	c	23:15.620	3:50.331
43	Robert McCURUM	c	23:22.458	3:53.181

METZELER ULSTER GRAND PRIX BIKE WEEK

SUPERBIKE

Race 4 - McKinstry Skip Hire UGP Superbike

LAP CHART



7

No	Name	G	Elapsed Time	Lap Time
4	Guy MARTIN	a	23:33.594	3:20.482
9	Michael DUNLOP	a	23:33.648	3:20.135
6	William DUNLOP	a	23:44.269	3:23.283
5	Bruce ANSTEY	a	23:51.393	3:24.560
7	Gary JOHNSON	a	23:53.663	3:27.011
1	Dean HARRISON	a	24:18.156	3:32.017
18	Lee JOHNSTON	a	24:18.218	3:26.163
86	Cameron DONALD	a	24:18.352	3:25.754
44	Jamie HAMILTON	a	24:20.524	3:28.125
10	Conor CUMMINS	a	24:23.048	3:56.644
35	Derek SHEILS	a	24:33.191	3:29.278
11	Stephen THOMPSON	a	24:33.666	3:29.891
12	Rob BARBER	a	24:46.609	3:31.592
71	Davy MORGAN	b	24:48.371	3:30.690
54	John WALSH	b	24:49.430	3:31.914
58	Ben WYLIE	b	24:59.742	3:32.693
52	Russ MOUNTFORD	b	25:00.034	3:31.962
40	Dan STEWART	b	25:00.249	3:32.118
14	Daniel COOPER	b	25:01.007	3:33.080
33	Mark PARRETT	b	25:03.390	3:32.921
61	Fabrice MIGUET	b	25:20.379	3:35.789
69	Paul SHOESMITH	b	25:21.828	3:36.276
15	Jamie COWARD	b	25:27.397	3:37.572
21	Alan CONNOR	b	25:29.419	3:37.264
27	Dave HEWSON	b	25:36.183	3:41.064
29	Paul CRANSTON	c	26:01.937	3:40.545
23	Dennis BOOTH	c	26:02.709	3:40.304
24	Callum LAIDLAW	b	26:13.072	3:46.486

Speed TrapSuperbike Race '1'

No.	Name	<u>Lap 1</u>	<u>Lap 2</u>	<u>Lap 3</u>	<u>Lap 4</u>	<u>Lap 5</u>	<u>Lap 6</u>	<u>Lap 7</u>
1	Dean HARRISON			179	183	184	183	185
4	Guy MARTIN		180	192	189	188	186	186
6	William DUNLOP			185	191	192	191	190
7	Gary JOHNSON		189			191		
9	Michael DUNLOP	171			189	188	186	183
10	Conor CUMMINS						189	184
11	Stephen THOMPSON			183	179	181	183	184
12	Rob BARBER		183		184	180	181	179
14	Daniel COOPER				184			
15	Jamie COWARD					173		173
18	Lee JOHNSTON			188				183
20	Paul DUCKETT		166		170	170		
21	Alan CONNOR							170
23	Dennis BOOTH	155						
24	Callum LAIDLAW				169	166	167	
25	Ivan SHANLEY	169						
27	Dave HEWSON						172	171
29	Paul CRANSTON		167	165	170			
33	Mark PARRETT					169		180
34	Kevin STROWGER							163
35	Derek SHEILS		178					
37	Andrew TAYLOR					170		
40	Dan STEWART				181	172	185	
43	Robert McCURM		171	166	170			169
44	Jamie HAMILTON					184	188	
52	Russ MOUNTFORD					182		
54	John WALSH			171				
56	Anthony McCOLGAN				164	160		
61	Fabrice MIGUET					174		182
66	Alan BONNER		185	177				
69	Paul SHOESMITH					179	177	
71	Davy MORGAN				182	177		182
86	Cameron DONALD				187			