



ULSTER GRAND PRIX BIKE WEEK
Wednesday 14th – Saturday 17th August 2013

promoted by
Dundrod & District Motorcycle Club
www.ulstergrandprix.net



VAUXHALL
TOWNPARKS VAUXHALL
LIGHTWEIGHT
(250cc GP / SUPERSPORT 400 / SUPERTWIN)



LISBURN
CITY COUNCIL



Supporters Club

Aer Lingus
Great Care. Great Fare.



Lidl Northern Ireland
Proud to serve you



BBC SPORT NI greenlighttv

northernireland
tourist board

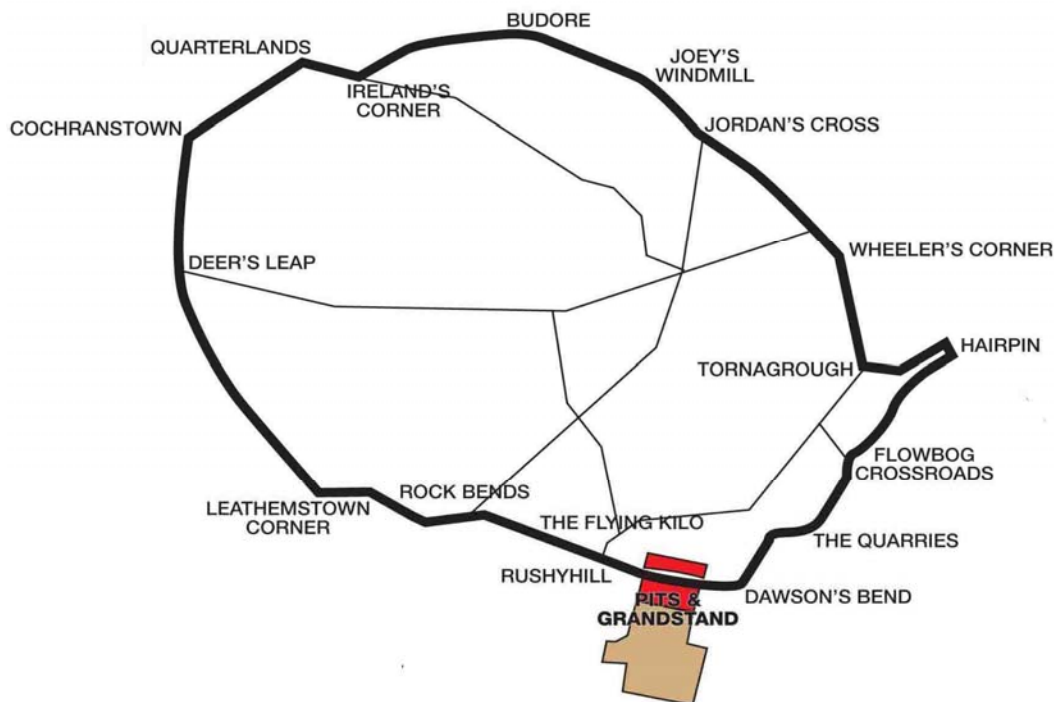


2&4
WHEEL MOTORSPORT
STEERING GROUP LTD.

Department of
Culture, Arts
and Leisure
www.doaini.gov.uk

News Letter

Dundrod Circuit 7.4011 miles



LAP RECORDS

Class	Name	Machine	m s	mph	Year
125cc	William Dunlop	Honda	3 55.017	113.370	2009
Moto 3	Maria Costello	Honda 250	4 17.963	103.286	2012
250cc	Darran Lindsay	Honda	3 38.634	121.866	2006
400cc	Jason Griffiths	Yamaha 400	3 58.43	111.748	2003
Moto 450	Paul Owen	Yamaha	4 36.889	96.226	2011
Supertwin	Ryan Farquhar	Kawasaki 650	3 44.917	118.461	2012
Supersport	Michael Dunlop	Yamaha	3 27.187	128.599	2010
Superstock	Ian Hutchinson	Honda	3 21.599	132.163	2010
Superbike	Bruce Anstey	Suzuki	3 18.870	133.977	2010
Challenge 1000cc	Rob Barber	BMW	3 26.303	129.150	2012
National 750cc	Lee Johnston	Honda 600	3 36.269	123.198	2012

MOST WINS at the ULSTER GP

Joey Dunlop	24	1979 - 99
Ian Lougher	17	1998 - 11
Phillip McCallen	14	1991 - 96
Brian Reid	9	1983 - 92
Robert Dunlop	9	1990 - 03
Ryan Farquhar	9	2002 - 12
Bruce Anstey	8	2003 - 12
Guy Martin	8	2006 - 12

MOST WINS at the DUNDROD 150

Joey Dunlop	24	1976 - 94
Bob Jackson	11	1981 - 98
Ray McCullough	10	1965 - 82
Brian Reid	8	1984 - 93
Robert Dunlop	8	1984 - 07
Denis McCullough	7	1989 - 00
Ian McGregor	5	1966 - 75
Denis Gallagher	5	1971 - 00
Johnny Rea	5	1989 - 94

ALL TIME IRISH ROAD RACE WINNERS (after Mid-Antrim 150 2013)

Most Wins at All Irish Road Race Meetings

1. Ryan Farquhar	199	1995-12
2. Joey Dunlop	156	1971-00
3. Robert Dunlop	135	1980-08
4. Ray McCullough	109	1960-82
Phillip McCallen	109	1987-99
6. William Dunlop	90	2005-13
7. Brian Reid	78	1980-94
8. Michael Dunlop	77	2006-13
9. Darran Lindsay	75	1999-06
10. James Courtney	66	1992-99

METZELER ULSTER GRAND PRIX BIKE WEEK

ULTRA-LIGHTWEIGHT & LIGHTWEIGHT

UGP Qualifying

Thursday, 15 August 2013


Lightweight (250GP / 400 / Supertwin)



Pos	Class	No	Name	Machine / Sponsor	Time	Best Lap Behind	Speed	On	Total Laps
1	LWT	59	Ivan LINTIN	Kawasaki 650 - McKinstry Racing	3:55.281		113.243	4	4
2	LWT	118	Lee JOHNSTON	Kawasaki 650 - East Coast Racing	3:58.453	3.172	111.737	3	3
3	LWT	44	Jamie HAMILTON	Kawasaki 650 - KMR Vauxhall Dealers NI	3:58.765	3.484	111.591	2	2
4	LWT	82	Derek McGEE	Kawasaki 650	4:03.311	8.030	109.506	3	3
5	LWT	68	Nigel MOORE	Kawasaki 650 - Cookstown BE Racing	4:06.297	11.016	108.178	3	4
6	LWT	24	Callum LAIDLAW	Suzuki 650 - #18 Hundred Club	4:08.522	13.241	107.210	3	3
7	LWT	97	John WALSH	Kawasaki 650	4:08.580	13.299	107.185	2	4
8	LWT	57	Ian MORRELL	Suzuki 650 - Gordy Hogg	4:08.815	13.534	107.083	3	3
9	LWT	46	Paul SHOESMITH	Kawasaki 650 - Ice Valley by Motorsave	4:09.287	14.006	106.881	3	3
10	LWT	31	Shaun ANDERSON	Kawasaki 650 - CN Management	4:10.773	15.492	106.247	3	3
11	LWT	61	Mark PARRETT	Kawasaki 650 - Mark Parrett Racing	4:11.098	15.817	106.110	3	3
12	LWT	71	Davy MORGAN	Kawasaki 650 - CMS	4:13.279	17.998	105.196	2	3
13	LWT	28	Paul GARTLAND	Suzuki 650 - North West Gas	4:14.660	19.379	104.626	2	2
14	LWT	72	Gareth KEYS	Honda 250	4:14.730	19.449	104.597	3	3
15	LWT	41	Maria COSTELLO	Kawasaki 650 - ESM/Hol-Taj	4:18.330	23.049	103.139	3	3
16	LWT	73	Derek COSTELLO	Kawasaki 650	4:18.556	23.275	103.049	3	3
17	LWT	51	Timothee MONOT	Kawasaki 650	4:19.360	24.079	102.730	2	3
18	LWT	29	Bryan HARDING	Honda 250	4:25.175	29.894	100.477	3	3
19	LWT	62	Noel MURPHY	Suzuki 650 - Smurf Racing	4:25.715	30.434	100.273	3	3
20	LWT	83	Mark SHIELDS	Suzuki 650	4:26.010	30.729	100.161	2	3
21	LWT	78	Michal DOKOUPIL	Kawasaki 650 - RT & E Racing	4:26.607	31.326	99.937	3	3
22	LWT	43	Robert McCURM	Suzuki 650 - ATH	4:28.021	32.740	99.410	2	2
23	LWT	58	Andrew McMULLAN	Kawasaki 650	4:28.346	33.065	99.290	3	3
24	LWT	38	Paul MAGUIRE	Kawasaki 400	4:29.288	34.007	98.942	3	3
25	LWT	69	Ronnie SCOTT	Suzuki 650	4:31.266	35.985	98.221	3	3
26	LWT	74	Tommy HENRY	Honda 250 - Hugh O'Kane Motors	4:32.087	36.806	97.924	2	3
27	LWT	50	Andy McPHERSON	Kawasaki 650	4:32.533	37.252	97.764	2	3
28	LWT	27	Eric LENSER	Honda 250	4:33.445	38.164	97.438	3	3
29	LWT	53	Sandy BERWICK	Suzuki 650 - Berm Shotblasters	4:37.871	42.590	95.886	2	2
30	LWT	70	William HARA	Suzuki 650 - Dennis Patton	4:38.108	42.827	95.804	2	3
31	LWT	37	John ELLA	Honda 250 - Mols	4:38.631	43.350	95.625	3	3
32	LWT	54	Johnny McCAY	Suzuki 650	4:40.054	44.773	95.139	3	3
33	LWT	65	Davie BLACK	Suzuki 650	4:43.830	48.549	93.873	2	3
34	LWT	80	Colin SLEIGH	Kawasaki 250	4:44.199	48.918	93.751	2	3
35	LWT	48	Veronika HANKOCY	Kawasaki 650 - RT & E Racing	4:47.712	52.431	92.606	3	3
36	LWT	79	John McALLISTER	Honda 250 - Mac Racing	4:48.985	53.704	92.198	2	3
37	LWT	39	Yvonne MONTGOMERY	Kawasaki 400	4:59.010	1:03.729	89.107	3	3
38	LWT	67	Brendan FLYNN	Suzuki 650	5:00.718	1:05.437	88.601	3	3
39	LWT	95	Gary JOHNSON	WK 650 - WK Bikes Tsingtao Racing	5:01.377	1:06.096	88.407	2	2
40	LWT	17	Stephen DAVISON	Honda 400	5:02.923	1:07.642	87.956	2	2
41	LWT	85	Roy BEATTIE	Kawasaki 400 - BSR	5:10.998	1:15.717	85.672	3	3
42	LWT	42	William DAVISON	Kawasaki 650 - Hill Contracts	5:41.562	1:46.281	78.006	1	2
43	LWT	89	Darren GILPIN	Kawasaki 650 - DNI 3 Racing	6:02.495	2:07.214	73.502	1	1
44	LWT	64	Anthony AMBLER	Suzuki 650	6:07.123	2:11.842	72.575	1	2
45	LWT	84	Robert CAIRNS	Kawasaki 400 - LR Tyres Racing	6:37.654	2:42.373	67.003	1	1
46	LWT	32	Mark WADDELL	Honda 250	17:59.049	14:03.768	24.692	1	1

Provisional result to be confirmed by the Stewards of the Meeting subject to completion of technical inspections & the time limit for protests

Page 1 / 2

Circuit	Dundrod	Signed	Organising Club	Dundrod & District MCC
Length(miles)	7.4011 Lap 1 (7.2763)		Qualifying Started	13:16
Weather	Cloudy	Chief Timekeeper		
Track	Dry	Issued At: 13:50		

METZELER ULSTER GRAND PRIX BIKE WEEK

ULTRA-LIGHTWEIGHT & LIGHTWEIGHT

UGP Qualifying

Thursday, 15 August 2013

DETAILED RESULT

Lightweight (250GP / 400 / Supertwin)



Qualifying Classification

Position

1 59 Ivan LINTIN

LWT Behind 3.172
Best Time 3:55.281 Best Speed 113.243 On 4 Gp a

Lap	Elapsed Time	Lap Time	Lap Speed
1	4:40.898	4:40.898	93.253
2	8:36.540	3:55.642	113.070
3	12:32.645	3:56.105	112.848
4	16:27.926	3:55.281	113.243

2 118 Lee JOHNSTON

LWT Behind 3.172
Best Time 3:58.453 Best Speed 111.737 On 3 Gp a

Lap	Elapsed Time	Lap Time	Lap Speed
1	7:50.448	7:50.448	55.680
2	11:49.722	3:59.274	111.353
3	15:48.175	3:58.453	111.737

3 44 Jamie HAMILTON

LWT Behind 3.484
Best Time 3:58.765 Best Speed 111.591 On 2 Gp a

Lap	Elapsed Time	Lap Time	Lap Speed
1	4:20.227	4:20.227	100.661
2	8:18.992	3:58.765	111.591

4 82 Derek McGEE

LWT Behind 8.030
Best Time 4:03.311 Best Speed 109.506 On 3 Gp a

Lap	Elapsed Time	Lap Time	Lap Speed
1	5:56.824	5:56.824	73.411
2	10:18.594	4:21.770	101.784
3	14:21.905	4:03.311	109.506

5 68 Nigel MOORE

LWT Behind 11.016
Best Time 4:06.297 Best Speed 108.178 On 3 Gp a

Lap	Elapsed Time	Lap Time	Lap Speed
1	4:25.881	4:25.881	98.520
2	8:34.414	4:08.533	107.205
3	12:40.711	4:06.297	108.178
4	17:08.942	4:28.231	99.332

Lightweight (250GP / 400 / Supertwin)

Qualifying Classification

Position

6 24 Callum LAIDLAW

LWT Behind 13.241
Best Time 4:08.522 Best Speed 107.210 On 3 Gp a

Lap	Elapsed Time	Lap Time	Lap Speed
1	6:47.701	6:47.701	64.250
2	11:03.155	4:15.454	104.300
3	15:11.677	4:08.522	107.210

7 97 John WALSH

LWT Behind 13.299
Best Time 4:08.580 Best Speed 107.185 On 2 Gp a

Lap	Elapsed Time	Lap Time	Lap Speed
1	4:38.804	4:38.804	93.954
2	8:47.384	4:08.580	107.185
3	12:58.747	4:11.363	105.998
4	17:56.975	4:58.228	89.341

8 57 Ian MORRELL

LWT Behind 13.534
Best Time 4:08.815 Best Speed 107.083 On 3 Gp a

Lap	Elapsed Time	Lap Time	Lap Speed
1	5:30.840	5:30.840	79.176
2	9:45.800	4:14.960	104.503
3	13:54.615	4:08.815	107.083

9 46 Paul SHOESMITH

LWT Behind 14.006
Best Time 4:09.287 Best Speed 106.881 On 3 Gp a

Lap	Elapsed Time	Lap Time	Lap Speed
1	7:12.664	7:12.664	60.543
2	11:21.960	4:09.296	106.877
3	15:31.247	4:09.287	106.881

10 31 Shaun ANDERSON

LWT Behind 15.492
Best Time 4:10.773 Best Speed 106.247 On 3 Gp a

Lap	Elapsed Time	Lap Time	Lap Speed
1	5:52.755	5:52.755	74.257
2	10:16.610	4:23.855	100.980
3	14:27.383	4:10.773	106.247

METZELER ULSTER GRAND PRIX BIKE WEEK

ULTRA-LIGHTWEIGHT & LIGHTWEIGHT

UGP Qualifying

Thursday, 15 August 2013

DETAILED RESULT

Lightweight (250GP / 400 / Supertwin)



Qualifying Classification

Position

11 61 Mark PARRETT

LWT Behind 15.817
Best Time 4:11.098 Best Speed 106.110 On 3 Gp a

Lap	Elapsed Time	Lap Time	Lap Speed
1	5:46.693	5:46.693	75.556
2	10:07.247	4:20.554	102.259
3	14:18.345	4:11.098	106.110

12 71 Davy MORGAN

LWT Behind 17.998
Best Time 4:13.279 Best Speed 105.196 On 2 Gp a

Lap	Elapsed Time	Lap Time	Lap Speed
1	6:38.542	6:38.542	65.726
2	10:51.821	4:13.279	105.196
3	15:07.473	4:15.652	104.220

13 28 Paul GARTLAND

LWT Behind 19.379
Best Time 4:14.660 Best Speed 104.626 On 2 Gp a

Lap	Elapsed Time	Lap Time	Lap Speed
1	9:45.711	9:45.711	44.723
2	14:00.371	4:14.660	104.626

14 72 Gareth KEYS

LWT Behind 19.449
Best Time 4:14.730 Best Speed 104.597 On 3 Gp a

Lap	Elapsed Time	Lap Time	Lap Speed
1	5:24.274	5:24.274	80.779
2	9:39.264	4:14.990	104.490
3	13:53.994	4:14.730	104.597

15 41 Maria COSTELLO

LWT Behind 23.049
Best Time 4:18.330 Best Speed 103.139 On 3 Gp a

Lap	Elapsed Time	Lap Time	Lap Speed
1	5:22.713	5:22.713	81.170
2	9:46.690	4:23.977	100.933
3	14:05.020	4:18.330	103.139

Lightweight (250GP / 400 / Supertwin)

Qualifying Classification

Position

16 73 Derek COSTELLO

LWT Behind 23.275
Best Time 4:18.556 Best Speed 103.049 On 3 Gp a

Lap	Elapsed Time	Lap Time	Lap Speed
1	6:22.325	6:22.325	68.514
2	10:49.127	4:26.802	99.864
3	15:07.683	4:18.556	103.049

17 51 Timothee MONOT

LWT Behind 24.079
Best Time 4:19.360 Best Speed 102.730 On 2 Gp a

Lap	Elapsed Time	Lap Time	Lap Speed
1	6:06.751	6:06.751	71.424
2	10:26.111	4:19.360	102.730
3	14:48.108	4:21.997	101.696

18 29 Bryan HARDING

LWT Behind 29.894
Best Time 4:25.175 Best Speed 100.477 On 3 Gp a

Lap	Elapsed Time	Lap Time	Lap Speed
1	5:42.468	5:42.468	76.488
2	10:16.482	4:34.014	97.236
3	14:41.657	4:25.175	100.477

19 62 Noel MURPHY

LWT Behind 30.434
Best Time 4:25.715 Best Speed 100.273 On 3 Gp a

Lap	Elapsed Time	Lap Time	Lap Speed
1	5:46.238	5:46.238	75.655
2	10:20.649	4:34.411	97.095
3	14:46.364	4:25.715	100.273

20 83 Mark SHIELDS

LWT Behind 30.729
Best Time 4:26.010 Best Speed 100.161 On 2 Gp a

Lap	Elapsed Time	Lap Time	Lap Speed
1	8:33.933	8:33.933	50.969
2	12:59.943	4:26.010	100.161
3	18:15.456	5:15.513	84.446

METZELER ULSTER GRAND PRIX BIKE WEEK

ULTRA-LIGHTWEIGHT & LIGHTWEIGHT

UGP Qualifying

Thursday, 15 August 2013

DETAILED RESULT

Lightweight (250GP / 400 / Supertwin)



Qualifying Classification

Position

21 78 Michal DOKOUPIL

LWT Behind 31.326

Best Time **4:26.607** Best Speed **99.937** On 3 Gp a

Lap	Elapsed Time	Lap Time	Lap Speed
1	5:29.425	5:29.425	79.516
2	10:19.156	4:49.731	91.961
3	14:45.763	4:26.607	99.937

22 43 Robert McCRUM

LWT Behind 32.740

Best Time **4:28.021** Best Speed **99.410** On 2 Gp a

Lap	Elapsed Time	Lap Time	Lap Speed
1	11:05.575	11:05.575	39.356
2	15:33.596	4:28.021	99.410

23 58 Andrew McMULLAN

LWT Behind 33.065

Best Time **4:28.346** Best Speed **99.290** On 3 Gp a

Lap	Elapsed Time	Lap Time	Lap Speed
1	5:05.792	5:05.792	85.662
2	9:36.547	4:30.755	98.406
3	14:04.893	4:28.346	99.290

24 38 Paul MAGUIRE

LWT Behind 34.007

Best Time **4:29.288** Best Speed **98.942** On 3 Gp a

Lap	Elapsed Time	Lap Time	Lap Speed
1	6:28.470	6:28.470	67.430
2	11:02.829	4:34.359	97.113
3	15:32.117	4:29.288	98.942

25 69 Ronnie SCOTT

LWT Behind 35.985

Best Time **4:31.266** Best Speed **98.221** On 3 Gp a

Lap	Elapsed Time	Lap Time	Lap Speed
1	5:47.060	5:47.060	75.476
2	10:20.978	4:33.918	97.270
3	14:52.244	4:31.266	98.221

Lightweight (250GP / 400 / Supertwin)

Qualifying Classification

Position

26 74 Tommy HENRY

LWT Behind 36.806

Best Time **4:32.087** Best Speed **97.924** On 2 Gp a

Lap	Elapsed Time	Lap Time	Lap Speed
1	5:49.801	5:49.801	74.885
2	10:21.888	4:32.087	97.924
3	15:02.171	4:40.283	95.061

27 50 Andy McPHERSON

LWT Behind 37.252

Best Time **4:32.533** Best Speed **97.764** On 2 Gp a

Lap	Elapsed Time	Lap Time	Lap Speed
1	5:51.964	5:51.964	74.424
2	10:24.497	4:32.533	97.764
3	15:06.227	4:41.730	94.573

28 27 Eric LENSER

LWT Behind 38.164

Best Time **4:33.445** Best Speed **97.438** On 3 Gp a

Lap	Elapsed Time	Lap Time	Lap Speed
1	5:51.875	5:51.875	74.443
2	10:25.791	4:33.916	97.271
3	14:59.236	4:33.445	97.438

29 53 Sandy BERWICK

LWT Behind 42.590

Best Time **4:37.871** Best Speed **95.886** On 2 Gp a

Lap	Elapsed Time	Lap Time	Lap Speed
1	11:05.402	11:05.402	39.367
2	15:43.273	4:37.871	95.886

30 70 William HARA

LWT Behind 42.827

Best Time **4:38.108** Best Speed **95.804** On 2 Gp a

Lap	Elapsed Time	Lap Time	Lap Speed
1	5:43.592	5:43.592	76.238
2	10:21.700	4:38.108	95.804
3	15:10.496	4:48.796	92.259

METZELER ULSTER GRAND PRIX BIKE WEEK

ULTRA-LIGHTWEIGHT & LIGHTWEIGHT

UGP Qualifying

Thursday, 15 August 2013

DETAILED RESULT

Lightweight (250GP / 400 / Supertwin)



Qualifying Classification

Position

31 37 John ELLA

LWT Behind 43.350
Best Time 4:38.631 Best Speed 95.625 On 3 Gp a

Lap	Elapsed Time	Lap Time	Lap Speed
1	6:36.907	6:36.907	65.997
2	12:34.742	5:57.835	74.459
3	17:13.373	4:38.631	95.625

32 54 Johnny McCAY

LWT Behind 44.773
Best Time 4:40.054 Best Speed 95.139 On 3 Gp a

Lap	Elapsed Time	Lap Time	Lap Speed
1	5:02.980	5:02.980	86.457
2	9:44.193	4:41.213	94.747
3	14:24.247	4:40.054	95.139

33 65 Davie BLACK

LWT Behind 48.549
Best Time 4:43.830 Best Speed 93.873 On 2 Gp a

Lap	Elapsed Time	Lap Time	Lap Speed
1	5:36.552	5:36.552	77.832
2	10:20.382	4:43.830	93.873
3	15:05.082	4:44.700	93.586

34 80 Colin SLEIGH

LWT Behind 48.918
Best Time 4:44.199 Best Speed 93.751 On 2 Gp a

Lap	Elapsed Time	Lap Time	Lap Speed
1	5:39.052	5:39.052	77.259
2	10:23.251	4:44.199	93.751
3	15:07.519	4:44.268	93.728

35 48 Veronika HANKOCY

LWT Behind 52.431
Best Time 4:47.712 Best Speed 92.606 On 3 Gp a

Lap	Elapsed Time	Lap Time	Lap Speed
1	5:29.208	5:29.208	79.569
2	10:18.591	4:49.383	92.072
3	15:06.303	4:47.712	92.606

Lightweight (250GP / 400 / Supertwin)

Qualifying Classification

Position

36 79 John McALLISTER

LWT Behind 53.704
Best Time 4:48.985 Best Speed 92.198 On 2 Gp a

Lap	Elapsed Time	Lap Time	Lap Speed
1	5:22.625	5:22.625	81.192
2	10:11.610	4:48.985	92.198
3	15:01.089	4:49.479	92.041

37 39 Yvonne MONTGOMERY

LWT Behind 1:03.729
Best Time 4:59.010 Best Speed 89.107 On 3 Gp a

Lap	Elapsed Time	Lap Time	Lap Speed
1	6:00.510	6:00.510	72.660
2	11:03.425	5:02.915	87.959
3	16:02.435	4:59.010	89.107

38 67 Brendan FLYNN

LWT Behind 1:05.437
Best Time 5:00.718 Best Speed 88.601 On 3 Gp a

Lap	Elapsed Time	Lap Time	Lap Speed
1	5:54.004	5:54.004	73.995
2	11:01.126	5:07.122	86.754
3	16:01.844	5:00.718	88.601

39 95 Gary JOHNSON

LWT Behind 1:06.096
Best Time 5:01.377 Best Speed 88.407 On 2 Gp a

Lap	Elapsed Time	Lap Time	Lap Speed
1	9:11.071	9:11.071	47.534
2	14:12.448	5:01.377	88.407

40 17 Stephen DAVISON

LWT Behind 1:07.642
Best Time 5:02.923 Best Speed 87.956 On 2 Gp a

Lap	Elapsed Time	Lap Time	Lap Speed
1	10:57.794	10:57.794	39.822
2	16:00.717	5:02.923	87.956

METZELER ULSTER GRAND PRIX BIKE WEEK

ULTRA-LIGHTWEIGHT & LIGHTWEIGHT

UGP Qualifying

Thursday, 15 August 2013

DETAILED RESULT

Lightweight (250GP / 400 / Supertwin)



Qualifying Classification

Position

41 85 Roy BEATTIE

LWT Behind 1:15.717

Best Time 5:10.998 Best Speed 85.672 On 3 Gp a

Lap	Elapsed Time	Lap Time	Lap Speed
1	5:49.612	5:49.612	74.925
2	11:05.301	5:15.689	84.399
3	16:16.299	5:10.998	85.672

42 42 William DAVISON

LWT Behind 1:46.281

Best Time 5:41.562 Best Speed 78.006 On 1 Gp a

Lap	Elapsed Time	Lap Time	Lap Speed
1	5:41.562	5:41.562	76.691
2	12:46.425	7:04.863	62.712

43 89 Darren GILPIN

LWT Behind 2:07.214

Best Time 6:02.495 Best Speed 73.502 On 1 Gp a

Lap	Elapsed Time	Lap Time	Lap Speed
1	6:02.495	6:02.495	72.262

44 64 Anthony AMBLER

LWT Behind 2:11.842

Best Time 6:07.123 Best Speed 72.575 On 1 Gp a

Lap	Elapsed Time	Lap Time	Lap Speed
1	6:07.123	6:07.123	71.351
2	14:04.392	7:57.269	55.826

45 84 Robert CAIRNS

LWT Behind 2:42.373

Best Time 6:37.654 Best Speed 67.003 On 1 Gp a

Lap	Elapsed Time	Lap Time	Lap Speed
1	6:37.654	6:37.654	65.873

46 32 Mark WADDELL

LWT Behind 14:03.768

Best Time 17:59.049 Best Speed 24.692 On 1 Gp a

Lap	Elapsed Time	Lap Time	Lap Speed
1	17:59.049	17:59.049	24.276

Speed TrapLightweight & Ultralightweight 2nd Practice

No.	Name	<u>Lap 1</u>	<u>Lap 2</u>	<u>Lap 3</u>	<u>Lap 4</u>
1	Malcolm LOVE	113			
5	Paul JORDAN			132	
7	Mick CHATTERTON		118		
9	William COWDEN	121	123		
10	Rene LOHSE		123		
11	Peter McKILLOP	121			119
12	Anders LARSSON		127		
14	Jack SANDS	129	122		
15	Stephen LYND				123
17	Stephen DAVISON				125
20	Sam DUNLOP		130	131	
21	Alan CONNOR		141		
24	Callum LAIDLAW	136	125		
27	Eric LENSER			143	
28	Paul GARTLAND		141		
31	Shaun ANDERSON			133	
36	Michael PEARSON			141	
37	John ELLA		146		
38	Paul MAGUIRE	119			
41	Maria COSTELLO		135		
42	William DAVISON	134	146		
43	Robert McCURM	120		142	
46	Paul SHOESMITH		144		
47	Christian ELKIN	141			
48	Veronika HANKOCY		131		
50	Andy McPHERSON		133		
53	Sandy BERWICK		119	143	
54	Johnny McCAY	130	130	132	
57	Ian MORRELL		143		
58	Andrew McMULLAN	132	129		
59	Ivan LINTIN		146		
61	Mark PARRETT		127		
64	Anthony AMBLER		121		
65	Davie BLACK	140			
70	William HARA	133			
74	Tommy HENRY	134			
78	Michal DOKOUPIL			136	
79	John McALLISTER		130	131	
90	Ian LOUGHER	115	131		
95	Gary JOHNSON	136			
97	John WALSH	136	134		
99	Sam WILSON			131	
118	Lee JOHNSTON			142	138

METZELER ULSTER GRAND PRIX BIKE WEEK

ULTRA-LIGHTWEIGHT & LIGHTWEIGHT

Dundrod 7.401 Miles


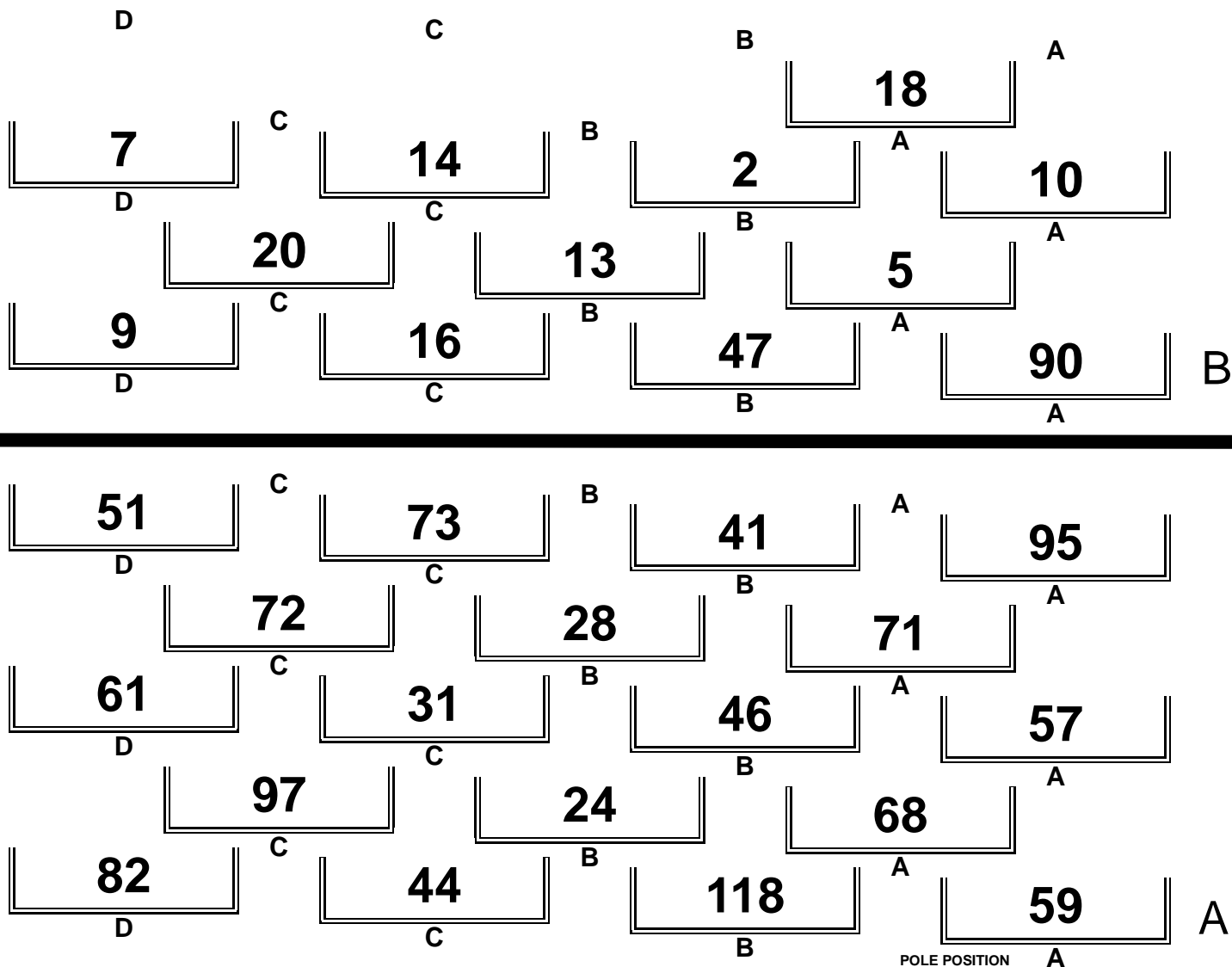
Race 3 - Townparks Vauxhall Ultra-Lightweight & Lightweight

17/08/2013 13:00

Race (6 Laps)

RACE 3 - ULTRA-LIGHTWEIGHT & LIGHTWEIGHT
Page 1 of 2

14
13
12
11
10
9
8
7
6
5
4
3
2
1



Promoted by Dundrod and District Motorcycle Club Orbits

Provisional result to be confirmed by the Stewards of the Meeting subject to the completion of technical inspections and the time limit for protests.

MCUI (Ulster Centre) Timing @ www.elaps-timing.com

www.mylaps.com

Licensed to: MCUI

METZELER ULSTER GRAND PRIX BIKE WEEK

ULTRA-LIGHTWEIGHT & LIGHTWEIGHT

Dundrod 7.401 Miles

Race 3 - Townparks Vauxhall Ultra-Lightweight & Lightweight

17/08/2013 13:00

Race (6 Laps)

RACE 3 - ULTRA-LIGHTWEIGHT & LIGHTWEIGHT
Page 2 of 2

			8		12			24
			B		A			
11		15		85		84		23
D		C		B		A		
	32		17		67			22
	C		B		A			
39		89		79		48	D	21
D		C		B		A		
<hr/>								
		80		65		64		20
		C		B		A		
		D		C		B		19
			37		70		54	
			C		B		A	
								18
	27		50		74		69	17
	D		C		B		A	
		38		58		43		16
		C		B		A		
	78		83		62		29	C
	D		C		B		A	15

METZELER ULSTER GRAND PRIX BIKE WEEK



ULTRA-LIGHTWEIGHT & LIGHTWEIGHT

Race 3 - Townparks Vauxhall Ultra-Lightweight / Lightweight

Saturday, 17 August 2013

Lightweight (250GP / 400 / Supertwin)

-----Best Lap-----

Pos	Class	No	Name	Machine / Sponsor	Gp	Laps	Total Time	Behind	Speed	Time	Speed	On
-----	-------	----	------	-------------------	----	------	------------	--------	-------	------	-------	----

Race Classification

1	LWT	59	Ivan LINTIN	Kawasaki 650 - McKinsty Racing	a	3	11:36.960		114.042	3:49.188	116.254	3
2	LWT	44	Jamie HAMILTON	Kawasaki 650 - KMR Vauxhall Dealers NI	a	3	11:37.008	0.048	114.034	3:49.164	116.266	3
3	LWT	118	Lee JOHNSTON	Kawasaki 650 - East Coast Racing	a	3	11:38.138	1.178	113.849	3:50.481	115.602	3
4	LWT	71	Davy MORGAN	Kawasaki 650 - CMS	a	3	11:57.928	20.968	110.711	3:57.214	112.320	3
5	LWT	68	Nigel MOORE	Kawasaki 650 - Cookstown BE Racing	a	3	11:58.197	21.237	110.670	3:57.841	112.024	3
6	LWT	97	John WALSH	Kawasaki 650	a	3	11:58.829	21.869	110.572	3:57.888	112.002	3
7	LWT	46	Paul SHOESMITH	Kawasaki 650 - Ice Valley by Motorsave	a	3	12:11.988	35.028	108.585	4:02.555	109.847	3
8	LWT	31	Shaun ANDERSON	Kawasaki 650 - CN Management	a	3	12:12.156	35.196	108.560	4:03.057	109.620	2
9	LWT	41	Maria COSTELLO	Kawasaki 650 - ESM/Hol-Taj	a	3	12:16.408	39.448	107.933	4:00.636	110.723	3
10	LWT	73	Derek COSTELLO	Kawasaki 650	a	3	12:23.229	46.269	106.942	4:05.135	108.691	3
11	LWT	72	Gareth KEYS	Honda 250	a	3	12:23.355	46.395	106.924	4:06.915	107.907	3
12	LWT	51	Timothee MONOT	Kawasaki 650	a	3	12:23.398	46.438	106.918	4:05.160	108.680	3
13	LWT	28	Paul GARTLAND	Suzuki 650 - North West Gas	a	3	12:24.136	47.176	106.812	4:07.127	107.815	3
14	LWT	61	Mark PARRETT	Kawasaki 650 - Mark Parrett Racing	a	3	12:24.318	47.358	106.786	4:05.580	108.494	2
15	LWT	24	Callum LAIDLAW	Suzuki 650 - #18 Hundred Club	a	3	12:24.374	47.414	106.778	4:05.310	108.613	2
16	LWT	43	Robert McCURM	Suzuki 650 - ATH	c	3	12:27.149	50.189	106.381	4:06.471	108.102	3
17	LWT	78	Michal DOKOUPIL	Kawasaki 650 - RT & E Racing	c	3	12:39.120	1:02.160	104.704	4:11.677	105.866	3
18	LWT	37	John ELLA	Honda 250 - Mols	c	3	12:47.757	1:10.797	103.526	4:18.664	106.294	3
19	LWT	29	Bryan HARDING	Honda 250	c	3	12:48.035	1:11.075	103.488	4:11.314	106.019	3
20	LWT	27	Eric LENSER	Honda 250	c	3	12:54.898	1:17.938	102.572	4:13.249	105.209	3
21	LWT	83	Mark SHIELDS	Suzuki 650	c	3	12:54.991	1:18.031	102.559	4:12.937	105.338	3
22	LWT	69	Ronnie SCOTT	Suzuki 650	c	3	12:58.689	1:21.729	102.072	4:16.569	103.847	2
23	LWT	62	Noel MURPHY	Suzuki 650 - Smurf Racing	c	3	13:03.168	1:26.208	101.489	4:19.058	102.849	3
24	LWT	74	Tommy HENRY	Honda 250 - Hugh O'Kane Motors	c	3	13:07.524	1:30.564	100.927	4:18.556	103.049	3
25	LWT	70	William HARA	Suzuki 650 - Dennis Patton	c	3	13:08.665	1:31.705	100.781	4:20.429	102.308	2
26	LWT	64	Anthony AMBLER	Suzuki 650	c	3	13:09.024	1:32.064	100.735	4:19.818	102.549	3
27	LWT	58	Andrew McMULLAN	Kawasaki 650	c	3	13:09.551	1:32.591	100.668	4:19.589	102.639	2
28	LWT	54	Johnny McCAY	Suzuki 650	c	3	13:09.717	1:32.757	100.647	4:19.605	102.633	2
29	LWT	53	Sandy BERWICK	Suzuki 650 - Berm Shotblasters	c	3	13:16.299	1:39.339	99.815	4:23.284	101.199	2
30	LWT	38	Paul MAGUIRE	Kawasaki 400	c	3	13:29.515	1:52.555	98.185	4:25.648	100.298	3
31	LWT	32	Mark WADDELL	Honda 250	d	3	13:30.213	1:53.253	98.101	4:26.277	100.061	3
32	LWT	65	Davie BLACK	Suzuki 650	c	3	13:31.661	1:54.701	97.926	4:27.506	99.601	2
33	LWT	40	Wayne HALL	Honda 400 - Gas Safety Systems	d	3	13:38.762	2:01.802	97.077	4:30.850	98.372	3
34	LWT	80	Colin SLEIGH	Kawasaki 250	c	3	13:42.647	2:05.687	96.618	4:32.422	97.804	2
35	LWT	48	Veronika HANKOCY	Kawasaki 650 - RT & E Racing	d	3	13:50.791	2:13.831	95.671	4:36.617	96.321	2
36	LWT	39	Yvonne MONTGOMERY	Kawasaki 400	d	3	14:10.948	2:33.988	93.405	4:42.963	94.161	3
37	LWT	67	Brendan FLYNN	Suzuki 650	d	3	14:17.514	2:40.554	92.690	4:44.947	93.505	2
38	LWT	84	Robert CAIRNS	Kawasaki 400 - LR Tyres Racing	d	3	14:37.147	3:00.187	90.615	4:41.928	94.506	2
39	LWT	17	Stephen DAVISON	Honda 400	d	3	14:47.811	3:10.851	89.526	4:52.948	90.951	3
40	LWT	85	Roy BEATTIE	Kawasaki 400 - BSR	d	2	9:59.917	2:12.529	88.077	4:59.852	88.857	2


Fastest Lap

LWT	44	Jamie HAMILTON	Kawasaki 650 - KMR Vauxhall Dealers NI	a						3:49.164	116.266	3
-----	----	----------------	--	---	--	--	--	--	--	----------	---------	---

Not Classified

DNF	LWT	82	Derek McGEE	Kawasaki 650	a	2	7:47.388	1 Lap	113.051	3:52.351	114.671	2
DNF	LWT	89	Darren GILPIN	Kawasaki 650 - DNI 3 Racing	d	2	9:00.822	1:13.434	97.701	4:29.181	98.982	2
DNF	LWT	57	Ian MORRELL	Suzuki 650 - Gordy Hogg	a	1	4:06.616	2 Laps	106.216	4:06.616	106.216	1

Provisional result to be confirmed by the Stewards of the Meeting subject to completion of technical inspections & the time limit for protests

Circuit	Dundrod	Signed		Organising Club	Dundrod & District MCC
Length(miles)	7.4011 Lap 1 (7.2763)		Chief Timekeeper	Race Started	14:02
Weather	Cloudy	Issued At:	14:39	Gp Time Diff - b 30.57 / c 64.48 / d 97.15	
Track	Dry				



MCUI Ulster
Centre Timing
powered by
e-Laps timing software

www.elaps-timing.com



METZELER ULSTER GRAND PRIX BIKE WEEK

ULTRA-LIGHTWEIGHT & LIGHTWEIGHT

Race 3 - Townparks Vauxhall Ultra-Lightweight / Lightweight

Saturday, 17 August 2013

DETAILED RESULT



Lightweight (250GP / 400 / Supertwin)

Race Classification

1 59 Ivan LINTIN

Total Time **11:36.960** Avg Speed **114.042** Behind
Best Time **3:49.188** Best Speed **116.254** On **3** Gp **a**

Lap	Elapsed Time	Lap Time	Lap Speed
1	3:55.737	3:55.737	111.118
2	7:47.772	3:52.035	114.827
3	11:36.960	3:49.188	116.254

2 44 Jamie HAMILTON

Total Time **11:37.008** Avg Speed **114.034** Behind **0.048**
Best Time **3:49.164** Best Speed **116.266** On **3** Gp **a**

Lap	Elapsed Time	Lap Time	Lap Speed
1	3:56.130	3:56.130	110.933
2	7:47.844	3:51.714	114.986
3	11:37.008	3:49.164	116.266

3 118 Lee JOHNSTON

Total Time **11:38.138** Avg Speed **113.849** Behind **1.178**
Best Time **3:50.481** Best Speed **115.602** On **3** Gp **a**

Lap	Elapsed Time	Lap Time	Lap Speed
1	3:55.496	3:55.496	111.232
2	7:47.657	3:52.161	114.765
3	11:38.138	3:50.481	115.602

4 71 Davy MORGAN

Total Time **11:57.928** Avg Speed **110.711** Behind **20.968**
Best Time **3:57.214** Best Speed **112.320** On **3** Gp **a**

Lap	Elapsed Time	Lap Time	Lap Speed
1	4:01.221	4:01.221	108.592
2	8:00.714	3:59.493	111.252
3	11:57.928	3:57.214	112.320

5 68 Nigel MOORE

Total Time **11:58.197** Avg Speed **110.670** Behind **21.237**
Best Time **3:57.841** Best Speed **112.024** On **3** Gp **a**

Lap	Elapsed Time	Lap Time	Lap Speed
1	4:01.327	4:01.327	108.544
2	8:00.356	3:59.029	111.467
3	11:58.197	3:57.841	112.024

Lightweight (250GP / 400 / Supertwin)

Race Classification

6 97 John WALSH

Total Time **11:58.829** Avg Speed **110.572** Behind **21.869**
Best Time **3:57.888** Best Speed **112.002** On **3** Gp **a**

Lap	Elapsed Time	Lap Time	Lap Speed
1	4:00.933	4:00.933	108.722
2	8:00.941	4:00.008	111.013
3	11:58.829	3:57.888	112.002

7 46 Paul SHOESMITH

Total Time **12:11.988** Avg Speed **108.585** Behind **35.028**
Best Time **4:02.555** Best Speed **109.847** On **3** Gp **a**

Lap	Elapsed Time	Lap Time	Lap Speed
1	4:06.024	4:06.024	106.472
2	8:09.433	4:03.409	109.462
3	12:11.988	4:02.555	109.847

8 31 Shaun ANDERSON

Total Time **12:12.156** Avg Speed **108.560** Behind **35.196**
Best Time **4:03.057** Best Speed **109.620** On **2** Gp **a**

Lap	Elapsed Time	Lap Time	Lap Speed
1	4:05.959	4:05.959	106.500
2	8:09.016	4:03.057	109.620
3	12:12.156	4:03.140	109.583

9 41 Maria COSTELLO

Total Time **12:16.408** Avg Speed **107.933** Behind **39.448**
Best Time **4:00.636** Best Speed **110.723** On **3** Gp **a**

Lap	Elapsed Time	Lap Time	Lap Speed
1	4:12.650	4:12.650	103.680
2	8:15.772	4:03.122	109.591
3	12:16.408	4:00.636	110.723

10 73 Derek COSTELLO

Total Time **12:23.229** Avg Speed **106.942** Behind **46.269**
Best Time **4:05.135** Best Speed **108.691** On **3** Gp **a**

Lap	Elapsed Time	Lap Time	Lap Speed
1	4:12.565	4:12.565	103.715
2	8:18.094	4:05.529	108.517
3	12:23.229	4:05.135	108.691



MCUI Ulster
Centre Timing
powered by
e-Laps timing software

www.elaps-timing.com



METZELER ULSTER GRAND PRIX BIKE WEEK

ULTRA-LIGHTWEIGHT & LIGHTWEIGHT

Race 3 - Townparks Vauxhall Ultra-Lightweight / Lightweight

Saturday, 17 August 2013

DETAILED RESULT



Lightweight (250GP / 400 / Supertwin)

Race Classification

11 72 Gareth KEYS

Total Time **12:23.355** Avg Speed **106.924** Behind **46.395**
Best Time **4:06.915** Best Speed **107.907** On **3** Gp **a**

Lap	Elapsed Time	Lap Time	Lap Speed
1	4:08.857	4:08.857	105.260
2	8:16.440	4:07.583	107.616
3	12:23.355	4:06.915	107.907

12 51 Timothee MONOT

Total Time **12:23.398** Avg Speed **106.918** Behind **46.438**
Best Time **4:05.160** Best Speed **108.680** On **3** Gp **a**

Lap	Elapsed Time	Lap Time	Lap Speed
1	4:12.925	4:12.925	103.567
2	8:18.238	4:05.313	108.612
3	12:23.398	4:05.160	108.680

13 28 Paul GARTLAND

Total Time **12:24.136** Avg Speed **106.812** Behind **47.176**
Best Time **4:07.127** Best Speed **107.815** On **3** Gp **a**

Lap	Elapsed Time	Lap Time	Lap Speed
1	4:09.572	4:09.572	104.958
2	8:17.009	4:07.437	107.680
3	12:24.136	4:07.127	107.815

14 61 Mark PARRETT

Total Time **12:24.318** Avg Speed **106.786** Behind **47.358**
Best Time **4:05.580** Best Speed **108.494** On **2** Gp **a**

Lap	Elapsed Time	Lap Time	Lap Speed
1	4:12.896	4:12.896	103.579
2	8:18.476	4:05.580	108.494
3	12:24.318	4:05.842	108.378

15 24 Callum LAIDLAW

Total Time **12:24.374** Avg Speed **106.778** Behind **47.414**
Best Time **4:05.310** Best Speed **108.613** On **2** Gp **a**

Lap	Elapsed Time	Lap Time	Lap Speed
1	4:13.201	4:13.201	103.454
2	8:18.511	4:05.310	108.613
3	12:24.374	4:05.863	108.369

Lightweight (250GP / 400 / Supertwin)

Race Classification

16 43 Robert McCRUM

Total Time **12:27.149** Avg Speed **106.381** Behind **50.189**
Best Time **4:06.471** Best Speed **108.102** On **3** Gp **c**

Lap	Elapsed Time	Lap Time	Lap Speed
1	4:09.737	4:09.737	104.889
2	8:20.678	4:10.941	106.176
3	12:27.149	4:06.471	108.102

17 78 Michal DOKOUPIL

Total Time **12:39.120** Avg Speed **104.704** Behind **1:02.160**
Best Time **4:11.677** Best Speed **105.866** On **3** Gp **c**

Lap	Elapsed Time	Lap Time	Lap Speed
1	4:14.101	4:14.101	103.088
2	8:27.443	4:13.342	105.170
3	12:39.120	4:11.677	105.866

18 37 John ELLA

Total Time **12:47.757** Avg Speed **103.526** Behind **1:10.797**
Best Time **4:10.664** Best Speed **106.294** On **3** Gp **c**

Lap	Elapsed Time	Lap Time	Lap Speed
1	4:24.789	4:24.789	98.927
2	8:37.093	4:12.304	105.603
3	12:47.757	4:10.664	106.294

19 29 Bryan HARDING

Total Time **12:48.035** Avg Speed **103.488** Behind **1:11.075**
Best Time **4:11.314** Best Speed **106.019** On **3** Gp **c**

Lap	Elapsed Time	Lap Time	Lap Speed
1	4:22.723	4:22.723	99.705
2	8:36.721	4:13.998	104.898
3	12:48.035	4:11.314	106.019

20 27 Eric LENSER

Total Time **12:54.898** Avg Speed **102.572** Behind **1:17.938**
Best Time **4:13.249** Best Speed **105.209** On **3** Gp **c**

Lap	Elapsed Time	Lap Time	Lap Speed
1	4:24.712	4:24.712	98.955
2	8:41.649	4:16.937	103.698
3	12:54.898	4:13.249	105.209



MCUI Ulster
Centre Timing
powered by
e-Laps timing software

www.elaps-timing.com



METZELER ULSTER GRAND PRIX BIKE WEEK

ULTRA-LIGHTWEIGHT & LIGHTWEIGHT

Race 3 - Townparks Vauxhall Ultra-Lightweight / Lightweight

Saturday, 17 August 2013

DETAILED RESULT



Lightweight (250GP / 400 / Supertwin)

Race Classification

21 83 Mark SHIELDS

Total Time **12:54.991** Avg Speed **102.559** Behind **1:18.031**
Best Time **4:12.937** Best Speed **105.338** On **3** Gp **c**

Lap	Elapsed Time	Lap Time	Lap Speed
1	4:23.234	4:23.234	99.511
2	8:42.054	4:18.820	102.944
3	12:54.991	4:12.937	105.338

22 69 Ronnie SCOTT

Total Time **12:58.689** Avg Speed **102.072** Behind **1:21.729**
Best Time **4:16.569** Best Speed **103.847** On **2** Gp **c**

Lap	Elapsed Time	Lap Time	Lap Speed
1	4:23.779	4:23.779	99.305
2	8:40.348	4:16.569	103.847
3	12:58.689	4:18.341	103.135

23 62 Noel MURPHY

Total Time **13:03.168** Avg Speed **101.489** Behind **1:26.208**
Best Time **4:19.058** Best Speed **102.849** On **3** Gp **c**

Lap	Elapsed Time	Lap Time	Lap Speed
1	4:22.297	4:22.297	99.866
2	8:44.110	4:21.813	101.767
3	13:03.168	4:19.058	102.849

24 74 Tommy HENRY

Total Time **13:07.524** Avg Speed **100.927** Behind **1:30.564**
Best Time **4:18.556** Best Speed **103.049** On **3** Gp **c**

Lap	Elapsed Time	Lap Time	Lap Speed
1	4:28.311	4:28.311	97.628
2	8:48.968	4:20.657	102.218
3	13:07.524	4:18.556	103.049

25 70 William HARA

Total Time **13:08.665** Avg Speed **100.781** Behind **1:31.705**
Best Time **4:20.429** Best Speed **102.308** On **2** Gp **c**

Lap	Elapsed Time	Lap Time	Lap Speed
1	4:26.726	4:26.726	98.208
2	8:47.155	4:20.429	102.308
3	13:08.665	4:21.510	101.885

Lightweight (250GP / 400 / Supertwin)

Race Classification

26 64 Anthony AMBLER

Total Time **13:09.024** Avg Speed **100.735** Behind **1:32.064**
Best Time **4:19.818** Best Speed **102.549** On **3** Gp **c**

Lap	Elapsed Time	Lap Time	Lap Speed
1	4:29.238	4:29.238	97.292
2	8:49.206	4:19.968	102.489
3	13:09.024	4:19.818	102.549

27 58 Andrew McMULLAN

Total Time **13:09.551** Avg Speed **100.668** Behind **1:32.591**
Best Time **4:19.589** Best Speed **102.639** On **2** Gp **c**

Lap	Elapsed Time	Lap Time	Lap Speed
1	4:29.969	4:29.969	97.028
2	8:49.558	4:19.589	102.639
3	13:09.551	4:19.993	102.480

28 54 Johnny McCAY

Total Time **13:09.717** Avg Speed **100.647** Behind **1:32.757**
Best Time **4:19.605** Best Speed **102.633** On **2** Gp **c**

Lap	Elapsed Time	Lap Time	Lap Speed
1	4:30.309	4:30.309	96.906
2	8:49.914	4:19.605	102.633
3	13:09.717	4:19.803	102.554

29 53 Sandy BERWICK

Total Time **13:16.299** Avg Speed **99.815** Behind **1:39.339**
Best Time **4:23.284** Best Speed **101.199** On **2** Gp **c**

Lap	Elapsed Time	Lap Time	Lap Speed
1	4:29.124	4:29.124	97.333
2	8:52.408	4:23.284	101.199
3	13:16.299	4:23.891	100.966

30 38 Paul MAGUIRE

Total Time **13:29.515** Avg Speed **98.185** Behind **1:52.555**
Best Time **4:25.648** Best Speed **100.298** On **3** Gp **c**

Lap	Elapsed Time	Lap Time	Lap Speed
1	4:36.304	4:36.304	94.804
2	9:03.867	4:27.563	99.580
3	13:29.515	4:25.648	100.298



MCUI Ulster
Centre Timing
powered by
e-Laps timing software

www.elaps-timing.com



METZELER ULSTER GRAND PRIX BIKE WEEK

ULTRA-LIGHTWEIGHT & LIGHTWEIGHT

Race 3 - Townparks Vauxhall Ultra-Lightweight / Lightweight

Saturday, 17 August 2013

DETAILED RESULT



Lightweight (250GP / 400 / Supertwin)

Race Classification

31 **32 Mark WADDELL**

Total Time **13:30.213** Avg Speed **98.101** Behind **1:53.253**
Best Time **4:26.277** Best Speed **100.061** On **3** Gp **d**

Lap	Elapsed Time	Lap Time	Lap Speed
1	4:36.848	4:36.848	94.618
2	9:03.936	4:27.088	99.757
3	13:30.213	4:26.277	100.061

32 **65 Davie BLACK**

Total Time **13:31.661** Avg Speed **97.926** Behind **1:54.701**
Best Time **4:27.506** Best Speed **99.601** On **2** Gp **c**

Lap	Elapsed Time	Lap Time	Lap Speed
1	4:36.049	4:36.049	94.891
2	9:03.555	4:27.506	99.601
3	13:31.661	4:28.106	99.378

33 **40 Wayne HALL**

Total Time **13:38.762** Avg Speed **97.077** Behind **2:01.802**
Best Time **4:30.850** Best Speed **98.372** On **3** Gp **d**

Lap	Elapsed Time	Lap Time	Lap Speed
1	4:37.037	4:37.037	94.553
2	9:07.912	4:30.875	98.363
3	13:38.762	4:30.850	98.372

34 **80 Colin SLEIGH**

Total Time **13:42.647** Avg Speed **96.618** Behind **2:05.687**
Best Time **4:32.422** Best Speed **97.804** On **2** Gp **c**

Lap	Elapsed Time	Lap Time	Lap Speed
1	4:37.488	4:37.488	94.399
2	9:09.910	4:32.422	97.804
3	13:42.647	4:32.737	97.691

35 **48 Veronika HANKOCY**

Total Time **13:50.791** Avg Speed **95.671** Behind **2:13.831**
Best Time **4:36.617** Best Speed **96.321** On **2** Gp **d**

Lap	Elapsed Time	Lap Time	Lap Speed
1	4:36.726	4:36.726	94.659
2	9:13.343	4:36.617	96.321
3	13:50.791	4:37.448	96.032

Lightweight (250GP / 400 / Supertwin)

Race Classification

36 **39 Yvonne MONTGOMERY**

Total Time **14:10.948** Avg Speed **93.405** Behind **2:33.988**
Best Time **4:42.963** Best Speed **94.161** On **3** Gp **d**

Lap	Elapsed Time	Lap Time	Lap Speed
1	4:44.191	4:44.191	92.173
2	9:27.985	4:43.794	93.885
3	14:10.948	4:42.963	94.161

37 **67 Brendan FLYNN**

Total Time **14:17.514** Avg Speed **92.690** Behind **2:40.554**
Best Time **4:44.947** Best Speed **93.505** On **2** Gp **d**

Lap	Elapsed Time	Lap Time	Lap Speed
1	4:46.697	4:46.697	91.367
2	9:31.644	4:44.947	93.505
3	14:17.514	4:45.870	93.203

38 **84 Robert CAIRNS**

Total Time **14:37.147** Avg Speed **90.615** Behind **3:00.187**
Best Time **4:41.928** Best Speed **94.506** On **2** Gp **d**

Lap	Elapsed Time	Lap Time	Lap Speed
1	5:09.422	5:09.422	84.657
2	9:51.350	4:41.928	94.506
3	14:37.147	4:45.797	93.227

39 **17 Stephen DAVISON**

Total Time **14:47.811** Avg Speed **89.526** Behind **3:10.851**
Best Time **4:52.948** Best Speed **90.951** On **3** Gp **d**

Lap	Elapsed Time	Lap Time	Lap Speed
1	5:00.050	5:00.050	87.301
2	9:54.863	4:54.813	90.376
3	14:47.811	4:52.948	90.951

40 **85 Roy BEATTIE**

Total Time **9:59.917** Avg Speed **88.077** Behind **2:12.529**
Best Time **4:59.852** Best Speed **88.857** On **2** Gp **d**

Lap	Elapsed Time	Lap Time	Lap Speed
1	5:00.065	5:00.065	87.297
2	9:59.917	4:59.852	88.857

Not Classified



MCUI Ulster
Centre Timing
powered by
e-Laps timing software

www.elaps-timing.com



METZELER ULSTER GRAND PRIX BIKE WEEK

ULTRA-LIGHTWEIGHT & LIGHTWEIGHT

Race 3 - Townparks Vauxhall Ultra-Lightweight / Lightweight

Saturday, 17 August 2013

DETAILED RESULT

Lightweight (250GP / 400 / Supertwin)



Not Classified

DNF 82 Derek McGEE

Total Time **7:47.388** Avg Speed **113.051** Behind **1 Lap**

Best Time **3:52.351** Best Speed **114.671** On **2** Gp **a**

Lap	Elapsed Time	Lap Time	Lap Speed
1	3:55.037	3:55.037	111.449
2	7:47.388	3:52.351	114.671

DNF 89 Darren GILPIN

Total Time **9:00.822** Avg Speed **97.701** Behind **1:13.434**

Best Time **4:29.181** Best Speed **98.982** On **2** Gp **d**

Lap	Elapsed Time	Lap Time	Lap Speed
1	4:31.641	4:31.641	96.431
2	9:00.822	4:29.181	98.982

DNF 57 Ian MORRELL

Total Time **4:06.616** Avg Speed **106.216** Behind **2 Laps**

Best Time **4:06.616** Best Speed **106.216** On **1** Gp **a**

Lap	Elapsed Time	Lap Time	Lap Speed
1	4:06.616	4:06.616	106.216



MCUI Ulster
Centre Timing
powered by
e-Laps timing software

www.elaps-timing.com



METZELER ULSTER GRAND PRIX BIKE WEEK

ULTRA-LIGHTWEIGHT & LIGHTWEIGHT

Race 3 - Townparks Vauxhall Ultra-Lightweight / Lightweight

LAP CHART



1				
No	Name	G	Elapsed Time	Lap Time
82	Derek McGEE	a	3:55.037	3:55.037
118	Lee JOHNSTON	a	3:55.496	3:55.496
59	Ivan LINTIN	a	3:55.737	3:55.737
44	Jamie HAMILTON	a	3:56.130	3:56.130
97	John WALSH	a	4:00.933	4:00.933
71	Davy MORGAN	a	4:01.221	4:01.221
68	Nigel MOORE	a	4:01.327	4:01.327
31	Shaun ANDERSON	a	4:05.959	4:05.959
46	Paul SHOESMITH	a	4:06.024	4:06.024
57	Ian MORRELL	a	4:06.616	4:06.616
72	Gareth KEYS	a	4:08.857	4:08.857
28	Paul GARTLAND	a	4:09.572	4:09.572
43	Robert McCURUM	c	4:09.737	4:09.737
90	Ian LOUGHER	b	4:12.128	4:12.128
73	Derek COSTELLO	a	4:12.565	4:12.565
41	Maria COSTELLO	a	4:12.650	4:12.650
61	Mark PARRETT	a	4:12.896	4:12.896
51	Timothee MONOT	a	4:12.925	4:12.925
47	Christian ELKIN	b	4:13.128	4:13.128
24	Callum LAIDLAW	a	4:13.201	4:13.201
78	Michal DOKOUPIL	c	4:14.101	4:14.101
5	Paul JORDAN	b	4:20.546	4:20.546
62	Noel MURPHY	c	4:22.297	4:22.297
29	Bryan HARDING	c	4:22.723	4:22.723
2	John COOKE	b	4:22.833	4:22.833
18	Paul ROBINSON	b	4:22.903	4:22.903
9	William COWDEN	b	4:23.088	4:23.088
83	Mark SHIELDS	c	4:23.234	4:23.234
16	Warren REEVE	b	4:23.567	4:23.567
69	Ronnie SCOTT	c	4:23.779	4:23.779
10	Rene LOHSE	b	4:24.489	4:24.489
27	Eric LENSER	c	4:24.712	4:24.712
37	John ELLA	c	4:24.789	4:24.789
20	Sam DUNLOP	b	4:25.876	4:25.876
70	William HARA	c	4:26.726	4:26.726
74	Tommy HENRY	c	4:28.311	4:28.311
53	Sandy BERWICK	c	4:29.124	4:29.124
64	Anthony AMBLER	c	4:29.238	4:29.238
58	Andrew McMULLAN	c	4:29.969	4:29.969
54	Johnny McCAY	c	4:30.309	4:30.309
89	Darren GILPIN	d	4:31.641	4:31.641
14	Jack SANDS	b	4:34.215	4:34.215
65	Davie BLACK	c	4:36.049	4:36.049
38	Paul MAGUIRE	c	4:36.304	4:36.304
48	Veronika HANKOCY	d	4:36.726	4:36.726
32	Mark WADDELL	d	4:36.848	4:36.848
40	Wayne HALL	d	4:37.037	4:37.037
15	Stephen LYND	d	4:37.358	4:37.358
80	Colin SLEIGH	c	4:37.488	4:37.488

1				
No	Name	G	Elapsed Time	Lap Time
12	Anders LARSSON	b	4:40.756	4:40.756
39	Yvonne MONTGOMERY	d	4:44.191	4:44.191
67	Brendan FLYNN	d	4:46.697	4:46.697
17	Stephen DAVISON	d	5:00.050	5:00.050
85	Roy BEATTIE	d	5:00.065	5:00.065
8	Laird SHINGLETON	d	5:04.352	5:04.352
84	Robert CAIRNS	d	5:09.422	5:09.422

2				
No	Name	G	Elapsed Time	Lap Time
82	Derek McGEE	a	7:47.388	3:52.351
118	Lee JOHNSTON	a	7:47.657	3:52.161
59	Ivan LINTIN	a	7:47.772	3:52.035
44	Jamie HAMILTON	a	7:47.844	3:51.714
68	Nigel MOORE	a	8:00.356	3:59.029
71	Davy MORGAN	a	8:00.714	3:59.493
97	John WALSH	a	8:00.941	4:00.008
31	Shaun ANDERSON	a	8:09.016	4:03.057
46	Paul SHOESMITH	a	8:09.433	4:03.409
41	Maria COSTELLO	a	8:15.772	4:03.122
72	Gareth KEYS	a	8:16.440	4:07.583
28	Paul GARTLAND	a	8:17.009	4:07.437
73	Derek COSTELLO	a	8:18.094	4:05.529
51	Timothee MONOT	a	8:18.238	4:05.313
61	Mark PARRETT	a	8:18.476	4:05.580
24	Callum LAIDLAW	a	8:18.511	4:05.310
90	Ian LOUGHER	b	8:19.585	4:07.457
47	Christian ELKIN	b	8:19.811	4:06.683
43	Robert McCURUM	c	8:20.678	4:10.941
78	Michal DOKOUPIL	c	8:27.443	4:13.342
29	Bryan HARDING	c	8:36.721	4:13.998
37	John ELLA	c	8:37.093	4:12.304
5	Paul JORDAN	b	8:38.194	4:17.648
69	Ronnie SCOTT	c	8:40.348	4:16.569
18	Paul ROBINSON	b	8:40.399	4:17.496
27	Eric LENSER	c	8:41.649	4:16.937
83	Mark SHIELDS	c	8:42.054	4:18.820
2	John COOKE	b	8:43.513	4:20.680
9	William COWDEN	b	8:43.653	4:20.565
62	Noel MURPHY	c	8:44.110	4:21.813
70	William HARA	c	8:47.155	4:20.429
20	Sam DUNLOP	b	8:47.543	4:21.667
10	Rene LOHSE	b	8:47.774	4:23.285
74	Tommy HENRY	c	8:48.968	4:20.657
64	Anthony AMBLER	c	8:49.206	4:19.968
58	Andrew McMULLAN	c	8:49.558	4:19.589
54	Johnny McCAY	c	8:49.914	4:19.605
53	Sandy BERWICK	c	8:52.408	4:23.284
89	Darren GILPIN	d	9:00.822	4:29.181
65	Davie BLACK	c	9:03.555	4:27.506
38	Paul MAGUIRE	c	9:03.867	4:27.563
32	Mark WADDELL	d	9:03.936	4:27.088
14	Jack SANDS	b	9:06.352	4:32.137
40	Wayne HALL	d	9:07.912	4:30.875
80	Colin SLEIGH	c	9:09.910	4:32.422
15	Stephen LYND	d	9:10.979	4:33.621
48	Veronika HANKOCY	d	9:13.343	4:36.617
12	Anders LARSSON	b	9:15.965	4:35.209

METZELER ULSTER GRAND PRIX BIKE WEEK

ULTRA-LIGHTWEIGHT & LIGHTWEIGHT

Race 3 - Townparks Vauxhall Ultra-Lightweight / Lightweight

LAP CHART

**2**

No	Name	G	Elapsed Time	Lap Time
39	Yvonne MONTGOMERY	d	9:27.985	4:43.794
67	Brendan FLYNN	d	9:31.644	4:44.947
84	Robert CAIRNS	d	9:51.350	4:41.928
17	Stephen DAVISON	d	9:54.863	4:54.813
85	Roy BEATTIE	d	9:59.917	4:59.852
8	Laird SHINGLETON	d	10:00.817	4:56.465

3

No	Name	G	Elapsed Time	Lap Time
59	Ivan LINTIN	a	11:36.960	3:49.188
44	Jamie HAMILTON	a	11:37.008	3:49.164
118	Lee JOHNSTON	a	11:38.138	3:50.481
71	Davy MORGAN	a	11:57.928	3:57.214
68	Nigel MOORE	a	11:58.197	3:57.841
97	John WALSH	a	11:58.829	3:57.888
46	Paul SHOESMITH	a	12:11.988	4:02.555
31	Shaun ANDERSON	a	12:12.156	4:03.140
41	Maria COSTELLO	a	12:16.408	4:00.636
73	Derek COSTELLO	a	12:23.229	4:05.135
72	Gareth KEYS	a	12:23.355	4:06.915
51	Timothee MONOT	a	12:23.398	4:05.160
28	Paul GARTLAND	a	12:24.136	4:07.127
61	Mark PARRETT	a	12:24.318	4:05.842
24	Callum LAIDLAW	a	12:24.374	4:05.863
43	Robert McCURUM	c	12:27.149	4:06.471
90	Ian LOUGHER	b	12:27.528	4:07.943
47	Christian ELKIN	b	12:27.867	4:08.056
78	Michal DOKOUPIL	c	12:39.120	4:11.677
37	John ELLA	c	12:47.757	4:10.664
29	Bryan HARDING	c	12:48.035	4:11.314
27	Eric LENSER	c	12:54.898	4:13.249
83	Mark SHIELDS	c	12:54.991	4:12.937
5	Paul JORDAN	b	12:55.125	4:16.931
18	Paul ROBINSON	b	12:57.531	4:17.132
69	Ronnie SCOTT	c	12:58.689	4:18.341
2	John COOKE	b	13:02.434	4:18.921
9	William COWDEN	b	13:02.579	4:18.926
62	Noel MURPHY	c	13:03.168	4:19.058
20	Sam DUNLOP	b	13:07.421	4:19.878
74	Tommy HENRY	c	13:07.524	4:18.556
10	Rene LOHSE	b	13:07.841	4:20.067
70	William HARA	c	13:08.665	4:21.510
64	Anthony AMBLER	c	13:09.024	4:19.818
58	Andrew McMULLAN	c	13:09.551	4:19.993
54	Johnny McCAY	c	13:09.717	4:19.803
53	Sandy BERWICK	c	13:16.299	4:23.891
38	Paul MAGUIRE	c	13:29.515	4:25.648
32	Mark WADDELL	d	13:30.213	4:26.277
65	Davie BLACK	c	13:31.661	4:28.106
14	Jack SANDS	b	13:37.996	4:31.644
40	Wayne HALL	d	13:38.762	4:30.850
80	Colin SLEIGH	c	13:42.647	4:32.737
15	Stephen LYND	d	13:46.029	4:35.050
12	Anders LARSSON	b	13:48.278	4:32.313
48	Veronika HANKOCY	d	13:50.791	4:37.448
39	Yvonne MONTGOMERY	d	14:10.948	4:42.963
67	Brendan FLYNN	d	14:17.514	4:45.870

3

No	Name	G	Elapsed Time	Lap Time
84	Robert CAIRNS	d	14:37.147	4:45.797
17	Stephen DAVISON	d	14:47.811	4:52.948

Speed TrapUltralightweight & Lightweight Race Restart

No.	Name	<u>Lap 1</u>	<u>Lap 2</u>	<u>Lap 3</u>
2	John COOKE			129
5	Paul JORDAN		129	128
8	Laird SHINGLETON		115	
9	William COWDEN			122
10	Rene LOHSE		128	
12	Anders LARSSON		128	
14	Jack SANDS		122	123
16	Warren REEVE			128
18	Paul ROBINSON		126	
20	Sam DUNLOP			121
37	John ELLA			138
39	Yvonne MONTGOMERY		127	
41	Maria COSTELLO			140
43	Robert McCURUM			101
46	Paul SHOESMITH			141
47	Christian ELKIN	119		
48	Veronika HANKOCY		141	
59	Ivan LINTIN	132		147
67	Brendan FLYNN		120	
70	William HARA		135	
71	Davy MORGAN		139	
72	Gareth KEYS		142	138
73	Derek COSTELLO		144	
78	Michal DOKOUPIL	125	132	136
84	Robert CAIRNS		119	
85	Roy BEATTIE			131
90	Ian LOUGHER		130	130
97	John WALSH			145

