



ULSTER GRAND PRIX BIKE WEEK
Wednesday 14th – Saturday 17th August 2013

promoted by
Dundrod & District Motorcycle Club
www.ulstergrandprix.net



IRELAND FREIGHT SERVICES
SUPERBIKE



LISBURN
CITY COUNCIL



Supporters Club

Aer Lingus
Great Care. Great Fare.



Dundrod Circuit 7.4011 miles



LAP RECORDS

Class	Name	Machine	m s	mph	Year
125cc	William Dunlop	Honda	3 55.017	113.370	2009
Moto 3	Maria Costello	Honda 250	4 17.963	103.286	2012
250cc	Darran Lindsay	Honda	3 38.634	121.866	2006
400cc	Jason Griffiths	Yamaha 400	3 58.43	111.748	2003
Moto 450	Paul Owen	Yamaha	4 36.889	96.226	2011
Supertwin	Ryan Farquhar	Kawasaki 650	3 44.917	118.461	2012
Supersport	Michael Dunlop	Yamaha	3 27.187	128.599	2010
Superstock	Ian Hutchinson	Honda	3 21.599	132.163	2010
Superbike	Bruce Anstey	Suzuki	3 18.870	133.977	2010
Challenge 1000cc	Rob Barber	BMW	3 26.303	129.150	2012
National 750cc	Lee Johnston	Honda 600	3 36.269	123.198	2012

MOST WINS at the ULSTER GP

Joey Dunlop	24	1979 - 99
Ian Lougher	17	1998 - 11
Phillip McCallen	14	1991 - 96
Brian Reid	9	1983 - 92
Robert Dunlop	9	1990 - 03
Ryan Farquhar	9	2002 - 12
Bruce Anstey	8	2003 - 12
Guy Martin	8	2006 - 12

MOST WINS at the DUNDROD 150

Joey Dunlop	24	1976 - 94
Bob Jackson	11	1981 - 98
Ray McCullough	10	1965 - 82
Brian Reid	8	1984 - 93
Robert Dunlop	8	1984 - 07
Denis McCullough	7	1989 - 00
Ian McGregor	5	1966 - 75
Denis Gallagher	5	1971 - 00
Johnny Rea	5	1989 - 94

ALL TIME IRISH ROAD RACE WINNERS (after Mid-Antrim 150 2013)

Most Wins at All Irish Road Race Meetings

1. Ryan Farquhar	199	1995-12
2. Joey Dunlop	156	1971-00
3. Robert Dunlop	135	1980-08
4. Ray McCullough	109	1960-82
Phillip McCallen	109	1987-99
6. William Dunlop	90	2005-13
7. Brian Reid	78	1980-94
8. Michael Dunlop	77	2006-13
9. Darran Lindsay	75	1999-06
10. James Courtney	66	1992-99

METZELER ULSTER GRAND PRIX BIKE WEEK

SUPERBIKE

UGP Second Qualifying

Thursday, 15 August 2013



Qualifying Time **4:03.947** Qualifying Speed **109.22**


Pos	Class	No	Name	Machine / Sponsor	Time	Best Lap Behind	Speed	On	Total Laps	Qualifying Laps
1	SBK	9	Michael DUNLOP	Honda - Honda TT Legends	3:23.652		130.831	9	9	8
2	SBK	4	Guy MARTIN	Suzuki - Tyco Suzuki by TAS Racing	3:25.687	2.035	129.536	9	10	9
3	SBK	6	William DUNLOP	Yamaha - Milwaukee Yamaha	3:27.427	3.775	128.450	5	8	5
4	SBK	10	Conor CUMMINS	Yamaha - Milwaukee Yamaha	3:27.828	4.176	128.202	4	8	6
5	SBK	7	Gary JOHNSON	Honda - Lincs Lifting Ltd	3:29.406	5.754	127.236	4	5	4
6	SBK	44	Jamie HAMILTON	Kawasaki - KMR Vauxhall Dealers NI	3:30.131	6.479	126.797	7	8	6
7	SBK	1	Dean HARRISON	Kawasaki - RC Express Racing by MSS	3:31.631	7.979	125.898	8	9	7
8	SBK	5	Bruce ANSTEY	Honda - HM Plant Honda by Padgetts	3:31.877	8.225	125.752	4	8	6
9	SBK	66	Alan BONNER	Honda	3:31.883	8.231	125.748	7	7	5
10	SBK	86	Cameron DONALD	Honda - Wilson Craig Racing	3:33.299	9.647	124.914	5	8	5
11	SBK	18	Lee JOHNSTON	Honda - East Coast Racing	3:33.467	9.815	124.815	6	8	6
12	SBK	2	Ian LOUGHER	Honda - W A Corless / Jackson Racing	3:34.063	10.411	124.468	7	8	6
13	SBK	11	Stephen THOMPSON	Suzuki - Cookstown BE Racing	3:34.095	10.443	124.449	8	9	7
14	SBK	82	Derek McGEE	Kawasaki	3:34.318	10.666	124.320	9	9	8
15	SBK	35	Derek SHEILS	Kawasaki - CD Racing	3:34.720	11.068	124.087	5	9	7
16	SBK	12	Rob BARBER	BMW - Swinton	3:36.543	12.891	123.042	7	8	7
17	SBK	31	Shaun ANDERSON	Suzuki - CN Management	3:37.613	13.961	122.437	4	7	5
18	SBK	54	John WALSH	BMW	3:38.199	14.547	122.109	8	8	6
19	SBK	69	Paul SHOESMITH	BMW - Ice Valley by Motorsave	3:38.451	14.799	121.968	6	8	6
20	SBK	14	Daniel COOPER	Honda - Centurion Racing	3:39.639	15.987	121.308	8	8	6
21	SBK	25	Ivan SHANLEY	Suzuki - Raymond Lilley Electrical	3:39.798	16.146	121.220	3	5	4
22	SBK	58	Ben WYLIE	BMW - Wylie Racing / Per Cup Coffee	3:39.905	16.253	121.161	4	6	5
23	SBK	33	Mark PARRETT	BMW - C & C Ltd.	3:39.980	16.328	121.120	6	8	7
24	SBK	21	Alan CONNOR	Suzuki - Connor Racing	3:40.959	17.307	120.583	7	7	6
25	SBK	40	Dan STEWART	Kawasaki - Wilcock Consulting	3:40.991	17.339	120.566	5	7	6
26	SBK	72	Gareth KEYS	BMW - HKR / Mototech	3:41.234	17.582	120.433	7	8	7
27	SBK	71	Davy MORGAN	Suzuki - Strangford Holiday Park	3:41.689	18.037	120.186	4	5	4
28	SBK	52	Russ MOUNTFORD	Honda - SHR	3:42.076	18.424	119.977	5	8	6
29	SBK	15	Jamie COWARD	Honda - RJP Racing	3:42.217	18.565	119.901	6	7	5
30	SBK	98	Paul OWEN	Honda - #98 Club/Teenage Cancer Trust	3:44.154	20.502	118.865	6	7	6
31	SBK	27	Dave HEWSON	Aprilia - David Hewson Ltd	3:44.233	20.581	118.823	7	7	5
32	SBK	24	Callum LAIDLAW	Honda - www.laidlawracing.co.uk	3:44.331	20.679	118.771	7	8	7
33	SBK	36	Michael PEARSON	Kawasaki - Hotties Thermal Packs	3:45.587	21.935	118.109	2	3	2
34	SBK	61	Fabrice MIGUET	Kawasaki	3:46.047	22.395	117.869	5	8	6
35	SBK	23	Dennis BOOTH	Suzuki	3:50.131	26.479	115.777	5	6	5
36	SBK	16	David HAIRE	Honda - DHR	3:50.345	26.693	115.670	6	7	4
37	SBK	29	Paul CRANSTON	Honda - Wilson Craig Racing	3:53.509	29.857	114.102	4	7	5
38	SBK	37	Andrew TAYLOR	BMW	3:56.656	33.004	112.585	7	7	4
39	SBK	20	Paul DUCKETT	Honda	3:57.657	34.005	112.111	7	7	4
40	SBK	28	Paul GARTLAND	Honda - North West Gas	3:57.990	34.338	111.954	5	6	2
41	SBK	43	Robert McCURM	Yamaha	3:58.124	34.472	111.891	5	7	5
42	SBK	56	Anthony McCOLGAN	Ducati	3:59.610	35.958	111.197	3	5	3

Non Qualifiers

SBK	42	William DAVISON	Honda - Hill Contracts	5:10.397	1:46.745	85.838	1	1	0
-----	----	-----------------	------------------------	----------	----------	--------	---	---	---

Provisional result to be confirmed by the Stewards of the Meeting subject to completion of technical inspections & the time limit for protests

Page 1 / 1

Circuit	Dundrod	Signed		Organising Club	Dundrod & District MCC
Length(miles)	7.4011 Lap 1 (7.2763)	Chief Timekeeper		Qualifying Started	11:32
Weather	Cloudy	Issued At:	12:09		
Track	Dry				

METZELER ULSTER GRAND PRIX BIKE WEEK



SUPERBIKE

UGP Second Qualifying

Thursday, 15 August 2013

DETAILED RESULT

Topaz/Airport Road Service Station Superk

Topaz/Airport Road Service Station Superk

Qualifying Classification

Position

1 **9 Michael DUNLOP**

SBK Behind **2.035**
Best Time **3:23.652** Best Speed **130.831** On **9** Gp **a**

Lap	Elapsed Time	Lap Time	Lap Speed
1	3:49.135	3:49.135	114.320
2	7:19.735	3:30.600	126.515
3	10:49.164	3:29.429	127.222
4	14:18.814	3:29.650	127.088
5	17:46.911	3:28.097	128.036
6	24:18.965	6:32.054	67.960
7	27:50.162	3:31.197	126.157
8	31:15.239	3:25.077	129.922
9	34:38.891	3:23.652	130.831

2 **4 Guy MARTIN**

SBK Behind **2.035**
Best Time **3:25.687** Best Speed **129.536** On **9** Gp **a**

Lap	Elapsed Time	Lap Time	Lap Speed
1	4:11.627	4:11.627	104.101
2	7:45.315	3:33.688	124.686
3	11:13.530	3:28.215	127.964
4	14:42.860	3:29.330	127.282
5	18:12.310	3:29.450	127.209
6	21:41.443	3:29.133	127.402
7	25:09.264	3:27.821	128.206
8	28:35.375	3:26.111	129.270
9	32:01.062	3:25.687	129.536
10	36:00.620	3:59.558	111.221

3 **6 William DUNLOP**

SBK Behind **3.775**
Best Time **3:27.427** Best Speed **128.450** On **5** Gp **a**

Lap	Elapsed Time	Lap Time	Lap Speed
1	4:12.611	4:12.611	103.696
2	7:45.848	3:33.237	124.950
3	11:14.190	3:28.342	127.886
4	14:43.143	3:28.953	127.512
5	18:10.570	3:27.427	128.450
6	21:51.283	3:40.713	120.718
7	27:43.640	5:52.357	75.616
8	31:58.759	4:15.119	104.437

Qualifying Classification

Position

4 **10 Conor CUMMINS**

SBK Behind **4.176**
Best Time **3:27.828** Best Speed **128.202** On **4** Gp **a**

Lap	Elapsed Time	Lap Time	Lap Speed
1	4:13.056	4:13.056	103.513
2	7:50.766	3:37.710	122.383
3	14:46.759	6:55.993	64.049
4	18:14.587	3:27.828	128.202
5	21:47.004	3:32.417	125.432
6	25:15.624	3:28.620	127.715
7	28:53.282	3:37.658	122.412
8	32:26.232	3:32.950	125.118

5 **7 Gary JOHNSON**

SBK Behind **5.754**
Best Time **3:29.406** Best Speed **127.236** On **4** Gp **a**

Lap	Elapsed Time	Lap Time	Lap Speed
1	3:50.608	3:50.608	113.590
2	7:38.302	3:47.694	117.017
3	15:41.139	8:02.837	55.182
4	19:10.545	3:29.406	127.236
5	22:50.112	3:39.567	121.348

6 **44 Jamie HAMILTON**

SBK Behind **6.479**
Best Time **3:30.131** Best Speed **126.797** On **7** Gp **a**

Lap	Elapsed Time	Lap Time	Lap Speed
1	4:12.306	4:12.306	103.821
2	7:47.897	3:35.591	123.586
3	11:20.794	3:32.897	125.150
4	15:01.334	3:40.540	120.812
5	20:43.794	5:42.460	77.802
6	24:14.906	3:31.112	126.208
7	27:45.037	3:30.131	126.797
8	31:30.795	3:45.758	118.020

7 **1 Dean HARRISON**

SBK Behind **7.979**
Best Time **3:31.631** Best Speed **125.898** On **8** Gp **a**

Lap	Elapsed Time	Lap Time	Lap Speed
1	4:05.737	4:05.737	106.596
2	7:46.726	3:40.989	120.567
3	11:20.360	3:33.634	124.718
4	14:52.158	3:31.798	125.799
5	18:27.326	3:35.168	123.829
6	22:59.805	4:32.479	97.784
7	26:33.503	3:33.698	124.680
8	30:05.134	3:31.631	125.898
9	33:39.809	3:34.675	124.113



METZELER ULSTER GRAND PRIX BIKE WEEK

SUPERBIKE

UGP Second Qualifying

Thursday, 15 August 2013

DETAILED RESULT

Topaz/Airport Road Service Station Superk

Topaz/Airport Road Service Station Superk



Qualifying Classification

Position

8 **5 Bruce ANSTEY**
SBK Behind **8.225**
Best Time **3:31.877** Best Speed **125.752** On **4** Gp **a**

Lap	Elapsed Time	Lap Time	Lap Speed
1	4:06.129	4:06.129	106.427
2	7:44.996	3:38.867	121.736
3	11:19.675	3:34.679	124.111
4	14:51.552	3:31.877	125.752
5	18:27.819	3:36.267	123.199
6	22:01.285	3:33.466	124.816
7	25:43.823	3:42.538	119.728
8	32:16.953	6:33.130	67.774

9 **66 Alan BONNER**

SBK Behind **8.231**
Best Time **3:31.883** Best Speed **125.748** On **7** Gp **a**

Lap	Elapsed Time	Lap Time	Lap Speed
1	6:18.957	6:18.957	69.123
2	10:03.468	3:44.511	118.676
3	13:39.230	3:35.762	123.488
4	17:27.356	3:48.126	116.795
5	26:42.295	9:14.939	48.012
6	30:14.850	3:32.555	125.351
7	33:46.733	3:31.883	125.748

10 **86 Cameron DONALD**

SBK Behind **9.647**
Best Time **3:33.299** Best Speed **124.914** On **5** Gp **a**

Lap	Elapsed Time	Lap Time	Lap Speed
1	4:08.513	4:08.513	105.406
2	7:51.264	3:42.751	119.613
3	12:10.049	4:18.785	102.958
4	18:13.650	6:03.601	73.278
5	21:46.949	3:33.299	124.914
6	25:22.303	3:35.354	123.722
7	28:56.491	3:34.188	124.395
8	32:41.986	3:45.495	118.158

Qualifying Classification

Position

11 **18 Lee JOHNSTON**
SBK Behind **9.815**
Best Time **3:33.467** Best Speed **124.815** On **6** Gp **a**

Lap	Elapsed Time	Lap Time	Lap Speed
1	4:53.494	4:53.494	89.251
2	8:34.019	3:40.525	120.821
3	12:11.950	3:37.931	122.259
4	16:05.229	3:53.279	114.215
5	19:40.313	3:35.084	123.877
6	23:13.780	3:33.467	124.815
7	26:58.477	3:44.697	118.577
8	32:42.005	5:43.528	77.560

12 **2 Ian LOUGHER**

SBK Behind **10.411**
Best Time **3:34.063** Best Speed **124.468** On **7** Gp **a**

Lap	Elapsed Time	Lap Time	Lap Speed
1	5:10.730	5:10.730	84.300
2	8:53.265	3:42.535	119.729
3	12:29.120	3:35.855	123.435
4	16:04.339	3:35.219	123.799
5	19:51.849	3:47.510	117.111
6	25:22.618	5:30.769	80.552
7	28:56.681	3:34.063	124.468
8	32:31.949	3:35.268	123.771

13 **11 Stephen THOMPSON**

SBK Behind **10.443**
Best Time **3:34.095** Best Speed **124.449** On **8** Gp **a**

Lap	Elapsed Time	Lap Time	Lap Speed
1	4:06.947	4:06.947	106.074
2	9:40.661	5:33.714	79.841
3	13:25.714	3:45.053	118.390
4	17:06.631	3:40.917	120.606
5	20:46.171	3:39.540	121.363
6	24:21.631	3:35.460	123.661
7	27:57.299	3:35.668	123.542
8	31:31.394	3:34.095	124.449
9	35:05.695	3:34.301	124.330

METZELER ULSTER GRAND PRIX BIKE WEEK

SUPERBIKE

UGP Second Qualifying

Thursday, 15 August 2013

DETAILED RESULT

Topaz/Airport Road Service Station Superk



Topaz/Airport Road Service Station Superk

Qualifying Classification

Position

14 82 Derek McGEE

SBK Behind 10.666
Best Time 3:34.318 Best Speed 124.320 On 9 Gp a

Lap	Elapsed Time	Lap Time	Lap Speed
1	5:07.573	5:07.573	85.166
2	8:59.374	3:51.801	114.943
3	12:40.868	3:41.494	120.292
4	16:19.754	3:38.886	121.725
5	19:58.251	3:38.497	121.942
6	23:35.428	3:37.177	122.683
7	27:13.921	3:38.493	121.944
8	30:51.478	3:37.557	122.469
9	34:25.796	3:34.318	124.320

15 35 Derek SHEILS

SBK Behind 11.068
Best Time 3:34.720 Best Speed 124.087 On 5 Gp a

Lap	Elapsed Time	Lap Time	Lap Speed
1	4:37.573	4:37.573	94.370
2	8:18.690	3:41.117	120.497
3	11:55.788	3:37.098	122.728
4	15:33.085	3:37.297	122.615
5	19:07.805	3:34.720	124.087
6	22:44.138	3:36.333	123.162
7	26:30.327	3:46.189	117.795
8	31:18.816	4:48.489	92.357
9	34:58.226	3:39.410	121.435

16 12 Rob BARBER

SBK Behind 12.891
Best Time 3:36.543 Best Speed 123.042 On 7 Gp a

Lap	Elapsed Time	Lap Time	Lap Speed
1	5:39.182	5:39.182	77.229
2	9:25.930	3:46.748	117.505
3	13:05.679	3:39.749	121.247
4	16:44.017	3:38.338	122.031
5	20:22.984	3:38.967	121.680
6	24:00.725	3:37.741	122.365
7	27:37.268	3:36.543	123.042
8	31:30.278	3:53.010	114.347

Qualifying Classification

Position

17 31 Shaun ANDERSON

SBK Behind 13.961
Best Time 3:37.613 Best Speed 122.437 On 4 Gp a

Lap	Elapsed Time	Lap Time	Lap Speed
1	5:11.442	5:11.442	84.108
2	8:59.972	3:48.530	116.588
3	12:46.671	3:46.699	117.530
4	16:24.284	3:37.613	122.437
5	20:06.584	3:42.300	119.856
6	23:50.665	9:44.081	45.617
7	33:44.385	3:53.720	113.999

18 54 John WALSH

SBK Behind 14.547
Best Time 3:38.199 Best Speed 122.109 On 8 Gp a

Lap	Elapsed Time	Lap Time	Lap Speed
1	5:10.077	5:10.077	84.478
2	9:00.307	3:50.230	115.728
3	13:01.451	4:01.144	110.490
4	16:40.567	3:39.116	121.598
5	20:19.106	3:38.539	121.919
6	24:02.715	3:43.609	119.154
7	30:00.513	5:57.798	74.466
8	33:38.712	3:38.199	122.109

19 69 Paul SHOESMITH

SBK Behind 14.799
Best Time 3:38.451 Best Speed 121.968 On 6 Gp a

Lap	Elapsed Time	Lap Time	Lap Speed
1	4:44.927	4:44.927	91.935
2	8:33.892	3:48.965	116.367
3	12:18.365	3:44.473	118.696
4	16:01.045	3:42.680	119.651
5	19:41.768	3:40.723	120.712
6	23:20.219	3:38.451	121.968
7	26:59.608	3:39.389	121.446
8	31:04.080	4:04.472	108.986

METZELER ULSTER GRAND PRIX BIKE WEEK

SUPERBIKE

UGP Second Qualifying

Thursday, 15 August 2013

DETAILED RESULT

Topaz/Airport Road Service Station Superk



Topaz/Airport Road Service Station Superk

Qualifying Classification

Position

20 14 Daniel COOPER

SBK Behind 15.987

Best Time 3:39.639 Best Speed 121.308 On 8 Gp a

Lap	Elapsed Time	Lap Time	Lap Speed
1	6:22.144	6:22.144	68.547
2	10:08.617	3:46.473	117.647
3	13:53.106	3:44.489	118.687
4	17:35.606	3:42.500	119.748
5	21:17.896	3:42.290	119.861
6	25:02.075	3:44.179	118.851
7	30:26.169	5:24.094	82.211
8	34:05.808	3:39.639	121.308

21 25 Ivan SHANLEY

SBK Behind 16.146

Best Time 3:39.798 Best Speed 121.220 On 3 Gp a

Lap	Elapsed Time	Lap Time	Lap Speed
1	5:10.527	5:10.527	84.356
2	8:58.953	3:48.426	116.642
3	12:38.751	3:39.798	121.220
4	16:18.891	3:40.140	121.032
5	20:18.432	3:59.541	111.229

22 58 Ben WYLIE

SBK Behind 16.253

Best Time 3:39.905 Best Speed 121.161 On 4 Gp a

Lap	Elapsed Time	Lap Time	Lap Speed
1	5:03.974	5:03.974	86.174
2	8:55.164	3:51.190	115.247
3	12:39.360	3:44.196	118.842
4	16:19.265	3:39.905	121.161
5	19:59.405	3:40.140	121.032
6	23:43.377	3:43.972	118.961

23 33 Mark PARRETT

SBK Behind 16.328

Best Time 3:39.980 Best Speed 121.120 On 6 Gp a

Lap	Elapsed Time	Lap Time	Lap Speed
1	8:23.907	8:23.907	51.983
2	12:10.220	3:46.313	117.731
3	15:55.244	3:45.024	118.405
4	19:37.739	3:42.495	119.751
5	23:20.078	3:42.339	119.835
6	27:00.058	3:39.980	121.120
7	30:41.479	3:41.421	120.332
8	34:37.579	3:56.100	112.850

Qualifying Classification

Position

24 21 Alan CONNOR

SBK Behind 17.307

Best Time 3:40.959 Best Speed 120.583 On 7 Gp a

Lap	Elapsed Time	Lap Time	Lap Speed
1	12:47.062	12:47.062	34.149
2	16:29.983	3:42.921	119.522
3	20:15.330	3:45.347	118.235
4	24:00.231	3:44.901	118.470
5	27:42.693	3:42.462	119.769
6	31:24.201	3:41.508	120.284
7	35:05.160	3:40.959	120.583

25 40 Dan STEWART

SBK Behind 17.339

Best Time 3:40.991 Best Speed 120.566 On 5 Gp a

Lap	Elapsed Time	Lap Time	Lap Speed
1	6:01.217	6:01.217	72.518
2	9:48.643	3:47.426	117.154
3	13:32.806	3:44.163	118.860
4	17:15.799	3:42.993	119.483
5	20:56.790	3:40.991	120.566
6	24:38.045	3:41.255	120.422
7	28:24.527	3:46.482	117.643

26 72 Gareth KEYS

SBK Behind 17.582

Best Time 3:41.234 Best Speed 120.433 On 7 Gp a

Lap	Elapsed Time	Lap Time	Lap Speed
1	5:11.309	5:11.309	84.144
2	8:59.839	3:48.530	116.588
3	12:46.599	3:46.760	117.499
4	16:28.600	3:42.001	120.017
5	20:10.393	3:41.793	120.130
6	23:52.055	3:41.662	120.201
7	27:33.289	3:41.234	120.433
8	31:21.551	3:48.262	116.725

27 71 Davy MORGAN

SBK Behind 18.037

Best Time 3:41.689 Best Speed 120.186 On 4 Gp a

Lap	Elapsed Time	Lap Time	Lap Speed
1	5:02.217	5:02.217	86.675
2	8:58.886	3:56.669	112.579
3	12:47.580	3:48.694	116.505
4	16:29.269	3:41.689	120.186
5	20:20.748	3:51.479	115.103

METZELER ULSTER GRAND PRIX BIKE WEEK

SUPERBIKE

UGP Second Qualifying

Thursday, 15 August 2013

DETAILED RESULT

Topaz/Airport Road Service Station Superk



Topaz/Airport Road Service Station Superk

Qualifying Classification

Position

28 52 Russ MOUNTFORD

SBK Behind 18.424

Best Time 3:42.076 Best Speed 119.977 On 5 Gp a

Lap	Elapsed Time	Lap Time	Lap Speed
1	6:21.421	6:21.421	68.677
2	10:08.185	3:46.764	117.496
3	13:52.908	3:44.723	118.564
4	17:37.295	3:44.387	118.741
5	21:19.371	3:42.076	119.977
6	25:04.261	3:44.890	118.476
7	31:48.997	6:44.736	65.830
8	35:33.528	3:44.531	118.665

29 15 Jamie COWARD

SBK Behind 18.565

Best Time 3:42.217 Best Speed 119.901 On 6 Gp a

Lap	Elapsed Time	Lap Time	Lap Speed
1	5:32.180	5:32.180	78.857
2	9:23.761	3:51.581	115.052
3	13:48.937	4:25.176	100.477
4	17:34.369	3:45.432	118.191
5	21:17.971	3:43.602	119.158
6	25:00.188	3:42.217	119.901
7	28:47.725	3:47.537	117.097

30 98 Paul OWEN

SBK Behind 20.502

Best Time 3:44.154 Best Speed 118.865 On 6 Gp a

Lap	Elapsed Time	Lap Time	Lap Speed
1	5:44.794	5:44.794	75.972
2	9:37.074	3:52.280	114.706
3	13:23.670	3:46.596	117.584
4	17:08.498	3:44.828	118.508
5	20:53.739	3:45.241	118.291
6	24:37.893	3:44.154	118.865
7	28:22.695	3:44.802	118.522

31 27 Dave HEWSON

SBK Behind 20.581

Best Time 3:44.233 Best Speed 118.823 On 7 Gp a

Lap	Elapsed Time	Lap Time	Lap Speed
1	5:38.174	5:38.174	77.459
2	9:36.608	3:58.434	111.746
3	13:29.941	3:53.333	114.189
4	22:54.068	9:24.127	47.230
5	26:41.677	3:47.609	117.060
6	30:26.866	3:45.189	118.318
7	34:11.099	3:44.233	118.823

Qualifying Classification

Position

32 24 Callum LAIDLAW

SBK Behind 20.679

Best Time 3:44.331 Best Speed 118.771 On 7 Gp a

Lap	Elapsed Time	Lap Time	Lap Speed
1	5:52.948	5:52.948	74.217
2	9:45.620	3:52.672	114.513
3	13:33.117	3:47.497	117.118
4	17:26.560	3:53.443	114.135
5	21:12.222	3:45.662	118.070
6	24:57.597	3:45.375	118.221
7	28:41.928	3:44.331	118.771
8	32:33.662	3:51.734	114.976

33 36 Michael PEARSON

SBK Behind 21.935

Best Time 3:45.587 Best Speed 118.109 On 2 Gp a

Lap	Elapsed Time	Lap Time	Lap Speed
1	4:37.382	4:37.382	94.435
2	8:22.969	3:45.587	118.109
3	12:17.520	3:54.551	113.596

34 61 Fabrice MIGUET

SBK Behind 22.395

Best Time 3:46.047 Best Speed 117.869 On 5 Gp a

Lap	Elapsed Time	Lap Time	Lap Speed
1	6:57.242	6:57.242	62.781
2	10:54.462	3:57.220	112.318
3	14:47.427	3:52.965	114.369
4	18:34.250	3:46.823	117.466
5	22:20.297	3:46.047	117.869
6	26:08.730	3:48.433	116.638
7	31:57.323	5:48.593	76.433
8	35:53.874	3:56.551	112.635

35 23 Dennis BOOOTH

SBK Behind 26.479

Best Time 3:50.131 Best Speed 115.777 On 5 Gp a

Lap	Elapsed Time	Lap Time	Lap Speed
1	5:39.598	5:39.598	77.134
2	9:40.367	4:00.769	110.662
3	13:32.689	3:52.322	114.685
4	17:26.453	3:53.764	113.978
5	21:16.584	3:50.131	115.777
6	25:11.156	3:54.572	113.585

METZELER ULSTER GRAND PRIX BIKE WEEK



SUPERBIKE

UGP Second Qualifying

Thursday, 15 August 2013

DETAILED RESULT

Topaz/Airport Road Service Station Superk

Topaz/Airport Road Service Station Superk

Qualifying Classification

Position

36 16 David HAIRE

SBK Behind 26.693

Best Time 3:50.345 Best Speed 115.670 On 6 Gp a

Lap	Elapsed Time	Lap Time	Lap Speed
1	5:35.207	5:35.207	78.145
2	9:45.964	4:10.757	106.254
3	18:04.341	8:18.377	53.461
4	22:01.116	3:56.775	112.529
5	25:53.263	3:52.147	114.772
6	29:43.608	3:50.345	115.670
7	33:37.821	3:54.213	113.760

37 29 Paul CRANSTON

SBK Behind 29.857

Best Time 3:53.509 Best Speed 114.102 On 4 Gp a

Lap	Elapsed Time	Lap Time	Lap Speed
1	5:14.011	5:14.011	83.420
2	9:16.456	4:02.445	109.897
3	13:13.137	3:56.681	112.573
4	17:06.646	3:53.509	114.102
5	21:07.159	4:00.513	110.780
6	28:31.525	7:24.366	59.959
7	32:29.427	3:57.902	111.996

38 37 Andrew TAYLOR

SBK Behind 33.004

Best Time 3:56.656 Best Speed 112.585 On 7 Gp a

Lap	Elapsed Time	Lap Time	Lap Speed
1	5:20.276	5:20.276	81.788
2	9:26.759	4:06.483	108.097
3	13:27.751	4:00.992	110.560
4	17:26.954	3:59.203	111.386
5	21:28.374	4:01.420	110.364
6	29:45.079	8:16.705	53.641
7	33:41.735	3:56.656	112.585

39 20 Paul DUCKETT

SBK Behind 34.005

Best Time 3:57.657 Best Speed 112.111 On 7 Gp a

Lap	Elapsed Time	Lap Time	Lap Speed
1	5:20.951	5:20.951	81.616
2	9:27.663	4:06.712	107.996
3	13:29.131	4:01.468	110.342
4	17:32.279	4:03.148	109.579
5	25:32.425	8:00.146	55.491
6	29:30.646	3:58.221	111.846
7	33:28.303	3:57.657	112.111

Qualifying Classification

Position

40 28 Paul GARTLAND

SBK Behind 34.338

Best Time 3:57.990 Best Speed 111.954 On 5 Gp a

Lap	Elapsed Time	Lap Time	Lap Speed
1	6:54.747	6:54.747	63.158
2	10:58.498	4:03.751	109.308
3	15:06.987	4:08.489	107.224
4	20:13.862	5:06.875	86.823
5	24:11.852	3:57.990	111.954
6	28:18.750	4:06.898	107.915

41 43 Robert McCRUM

SBK Behind 34.472

Best Time 3:58.124 Best Speed 111.891 On 5 Gp a

Lap	Elapsed Time	Lap Time	Lap Speed
1	6:30.980	6:30.980	66.997
2	10:33.149	4:02.169	110.022
3	14:32.576	3:59.427	111.282
4	18:32.115	3:59.539	111.230
5	22:30.239	3:58.124	111.891
6	26:32.176	4:01.937	110.128
7	33:52.099	7:19.923	60.565

42 56 Anthony McCOLGAN

SBK Behind 35.958

Best Time 3:59.610 Best Speed 111.197 On 3 Gp a

Lap	Elapsed Time	Lap Time	Lap Speed
1	7:51.196	7:51.196	55.592
2	20:48.803	12:57.607	34.264
3	24:48.413	3:59.610	111.197
4	28:49.987	4:01.574	110.293
5	32:52.867	4:02.880	109.700

Non Qualifiers

Position

42 William DAVISON

SBK Behind 1:46.745

Best Time 5:10.397 Best Speed 85.838 On 1 Gp a

Lap	Elapsed Time	Lap Time	Lap Speed
1	5:10.397	5:10.397	84.391

Speed TrapUlster Grand Prix Superbike Thursday Practice

No.	Name	<u>Lap 1</u>	<u>Lap 2</u>	<u>Lap 3</u>	<u>Lap 4</u>	<u>Lap 5</u>	<u>Lap 6</u>	<u>Lap 7</u>
1	Dean HARRISON	184				185	184	186
2	Ian LOUGHER	187	181	183	184			180
4	Guy MARTIN	188	185	188		190	189	189
5	Bruce ANSTEY			184	184	182		
6	William DUNLOP		194		194		192	
7	Gary JOHNSON	190			188	190		
9	Michael DUNLOP	187	187	187	188		190	187
10	Conor CUMMINS				189	190	189	191
11	Stephen THOMPSON	167	179			179	181	179
12	Rob BARBER		178	178		171	180	
14	Daniel COOPER	181			178			
15	Jamie COWARD	176			176	176		
16	David HAIRE	170				174		
18	Lee JOHNSTON	186	186			185		
20	Paul DUCKETT	172	174		174		172	
21	Alan CONNOR		157			175		
23	Dennis BOOTH	168						
24	Callum LAIDLAW	179				175		170
25	Ivan SHANLEY			183				
27	Dave HEWSON					169		
28	Paul GARTLAND	171		172	167	185	166	
29	Paul CRANSTON	165						
31	Shaun ANDERSON					176	155	177
33	Mark PARRETT			177	177	187		
35	Derek SHEILS		177	176	177			
36	Michael PEARSON	177	178					
40	Dan STEWART	175	174		173	175		
43	Robert McCRUM	170	169		166	172		
44	Jamie HAMILTON		188			188	189	
52	Russ MOUNTFORD					181	163	
54	John WALSH			188		187		
66	Alan BONNER	179	161		181		177	
69	Paul SHOESMITH	185		183	181	185	180	
71	Davy MORGAN	178		181				
82	Derek McGEE	177	184	182		182	182	
86	Cameron DONALD	187	188				187	
98	Paul OWEN	178	179		182	179		

METZELER ULSTER GRAND PRIX BIKE WEEK

SUPERBIKE

Dundrod 7.401 Miles


Race 4 - McKinstry Skip Hire UGP Superbike

17/08/2013 14:00

Race (7 Laps)

RACES 4 & 6 - SUPERBIKE
Page 1 of 2

												14
												13
												12
												11
												10
												9
												8
												7
												6
												5
												4
												3
												2
												1



Promoted by Dundrod and District Motorcycle Club Orbits

Provisional result to be confirmed by the Stewards of the Meeting subject to the completion of technical inspections and the time limit for protests.

www.mylaps.com
 Licensed to: MCUI

MCUI (Ulster Centre) Timing @ www.elaps-timing.com

METZELER ULSTER GRAND PRIX BIKE WEEK

SUPERBIKE


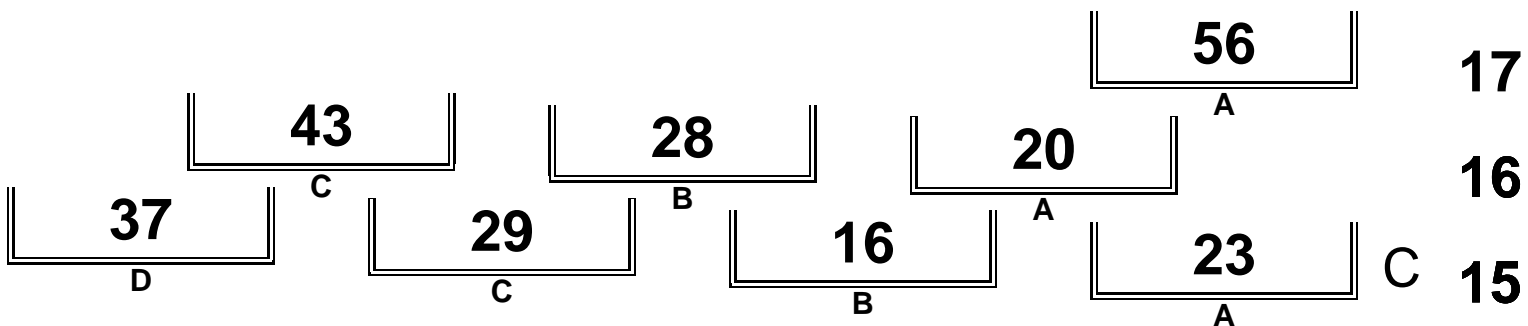
Dundrod 7.401 Miles

Race 4 - McKinstry Skip Hire UGP Superbike

17/08/2013 14:00

Race (7 Laps)

RACES 4 & 6 - SUPERBIKE
Page 2 of 2



METZELER ULSTER GRAND PRIX BIKE WEEK

SUPERBIKE

Race 6 - Ireland Freight Services Superbike

Saturday, 17 August 2013



Pos	Class	No	Name	Machine / Sponsor	Gp	Laps	Total Time	Behind	Speed	-----Best Lap-----		
										Time	Speed	On
Race Classification												
1	SBK	4	Guy MARTIN	Suzuki - Tyco Suzuki by TAS Racing	a	6	20:15.158		131.188	3:20.424	132.938	2
2	SBK	5	Bruce ANSTEY	Honda - HM Plant Honda by Padgetts	a	6	20:19.201	4.043	130.753	3:21.131	132.471	2
3	SBK	10	Conor CUMMINS	Yamaha - Milwaukee Yamaha	a	6	20:22.960	7.802	130.351	3:21.112	132.483	2
4	SBK	18	Lee JOHNSTON	Honda - East Coast Racing	a	6	20:32.163	17.005	129.378	3:22.525	131.559	2
5	SBK	44	Jamie HAMILTON	Kawasaki - KMR Vauxhall Dealers NI	a	6	20:35.921	20.763	128.984	3:24.018	130.596	5
6	SBK	86	Cameron DONALD	Honda - Wilson Craig Racing	a	6	20:36.249	21.091	128.950	3:24.047	130.578	4
7	SBK	1	Dean HARRISON	Kawasaki - RC Express Racing by MSS	a	6	20:36.887	21.729	128.884	3:23.945	130.643	4
8	SBK	35	Derek SHEILS	Kawasaki - CD Racing	a	6	21:08.029	52.871	125.718	3:29.758	127.022	2
9	SBK	82	Derek McGEE	Kawasaki	a	6	21:14.723	59.565	125.058	3:30.446	126.607	5
10	SBK	12	Rob BARBER	BMW - Swinton	a	6	21:15.602	1:00.444	124.972	3:30.799	126.395	5
11	SBK	71	Davy MORGAN	Suzuki - Strangford Holiday Park	b	6	21:25.444	1:10.286	124.015	3:32.575	125.339	5
12	SBK	52	Russ MOUNTFORD	Honda - SHR	b	6	21:27.803	1:12.645	123.788	3:32.540	125.360	5
13	SBK	40	Dan STEWART	Kawasaki - Wilcock Consulting	b	6	21:28.014	1:12.856	123.768	3:30.466	126.595	2
14	SBK	36	Michael PEARSON	Kawasaki - Hotties Thermal Packs	b	6	21:28.154	1:12.996	123.754	3:33.533	124.777	2
15	SBK	61	Fabrice MIGUET	Kawasaki	b	6	21:47.750	1:32.592	121.900	3:36.145	123.269	4
16	SBK	69	Paul SHOESMITH	BMW - Ice Valley by Motorsave	b	6	21:47.759	1:32.601	121.899	3:36.908	122.835	5
17	SBK	21	Alan CONNOR	Suzuki - Connor Racing	b	6	21:47.979	1:32.821	121.878	3:35.996	123.354	4
18	SBK	72	Gareth KEYS	BMW - HKR / Mototech	b	6	21:48.281	1:33.123	121.850	3:36.530	123.050	5
19	SBK	29	Paul CRANSTON	Honda - Wilson Craig Racing	c	6	22:12.352	1:57.194	119.649	3:40.178	121.011	4
20	SBK	24	Callum LAIDLAW	Honda - www.laidlawracing.co.uk	b	6	22:13.927	1:58.769	119.508	3:40.989	120.567	5
21	SBK	20	Paul DUCKETT	Honda	c	5	19:20.668	1 Lap	114.391	3:50.909	115.387	2

Fastest Lap


SBK	4	Guy MARTIN	Suzuki - Tyco Suzuki by TAS Racing	a						3:20.424	132.938	2
-----	---	------------	------------------------------------	---	--	--	--	--	--	----------	---------	---

Not Classified

DNF	SBK	6	William DUNLOP	Yamaha - Milwaukee Yamaha	a	5	16:54.005	1 Lap	130.937	3:21.123	132.476	2
DNF	SBK	54	John WALSH	BMW	b	4	14:31.749	2 Laps	121.740	3:33.577	124.751	2
DNF	SBK	28	Paul GARTLAND	Honda - North West Gas	c	4	15:21.439	49.690	115.175	3:46.876	117.438	2
DNF	SBK	7	Gary JOHNSON	Honda - Lincs Lifting Ltd	a	3	10:16.513	3 Laps	128.923	3:21.500	132.228	2
DNF	SBK	58	Ben WYLIE	BMW - Wylie Racing / Per Cup Coffee	b	3	10:43.789	27.276	123.461	3:31.899	125.739	2
DNF	SBK	11	Stephen THOMPSON	Suzuki - Cookstown BE Racing	a	2	7:15.901	4 Laps	121.217	3:39.472	121.400	2
DNF	SBK	27	Dave HEWSON	Aprilia - David Hewson Ltd	b	2	7:27.784	11.883	118.000	3:41.908	120.068	2
DNF	SBK	43	Robert McCURUM	Yamaha	c	2	7:48.801	32.900	112.710	3:51.531	115.077	2
DNF	SBK	2	Ian LOUGHER	Honda - W A Corless / Jackson Racing	a	1	3:41.087	5 Laps	118.481	3:41.087	118.481	1
DNF	SBK	31	Shaun ANDERSON	Suzuki - CN Management	a	1	3:47.227	6.140	115.280	3:47.227	115.280	1
DNF	SBK	14	Daniel COOPER	Honda - Centurion Racing	b	1	3:51.676	10.589	113.066	3:51.676	113.066	1

Provisional result to be confirmed by the Stewards of the Meeting subject to completion of technical inspections & the time limit for protests

Page 1 / 1

Circuit	Dundrod	Signed		Organising Club	Dundrod & District MCC
Length(miles)	7.4011	Lap 1 (7.2763)	Chief Timekeeper	Race Started	17:25
Weather	Cloudy	Issued At:	17:49	Gp Time Diff - b 28.11 / c 55.36	
Track	Dry				



MCUI Ulster
Centre Timing
powered by
e-Laps timing software

www.elaps-timing.com



METZELER ULSTER GRAND PRIX BIKE WEEK

SUPERBIKE

Race 6 - Ireland Freight Services Superbike

Saturday, 17 August 2013

DETAILED RESULT



Race Classification

1 4 Guy MARTIN

Total Time **20:15.158** Avg Speed **131.188** Behind
Best Time **3:20.424** Best Speed **132.938** On **2** Gp **a**

Lap	Elapsed Time	Lap Time	Lap Speed
1	3:26.340	3:26.340	126.949
2	6:46.764	3:20.424	132.938
3	10:07.359	3:20.595	132.825
4	13:28.188	3:20.829	132.670
5	16:50.463	3:22.275	131.721
6	20:15.158	3:24.695	130.164

2 5 Bruce ANSTEY

Total Time **20:19.201** Avg Speed **130.753** Behind **4.043**
Best Time **3:21.131** Best Speed **132.471** On **2** Gp **a**

Lap	Elapsed Time	Lap Time	Lap Speed
1	3:27.480	3:27.480	126.252
2	6:48.611	3:21.131	132.471
3	10:10.166	3:21.555	132.192
4	13:32.221	3:22.055	131.865
5	16:54.148	3:21.927	131.948
6	20:19.201	3:25.053	129.937

3 10 Conor CUMMINS

Total Time **20:22.960** Avg Speed **130.351** Behind **7.802**
Best Time **3:21.112** Best Speed **132.483** On **2** Gp **a**

Lap	Elapsed Time	Lap Time	Lap Speed
1	3:28.478	3:28.478	125.647
2	6:49.590	3:21.112	132.483
3	10:12.115	3:22.525	131.559
4	13:34.112	3:21.997	131.903
5	16:57.117	3:23.005	131.248
6	20:22.960	3:25.843	129.438

4 18 Lee JOHNSTON

Total Time **20:32.163** Avg Speed **129.378** Behind **17.005**
Best Time **3:22.525** Best Speed **131.559** On **2** Gp **a**

Lap	Elapsed Time	Lap Time	Lap Speed
1	3:28.408	3:28.408	125.689
2	6:50.933	3:22.525	131.559
3	10:16.189	3:25.256	129.808
4	13:42.621	3:26.432	129.069
5	17:06.866	3:24.245	130.451
6	20:32.163	3:25.297	129.783

Race Classification

5 44 Jamie HAMILTON

Total Time **20:35.921** Avg Speed **128.984** Behind **20.763**
Best Time **3:24.018** Best Speed **130.596** On **5** Gp **a**

Lap	Elapsed Time	Lap Time	Lap Speed
1	3:29.213	3:29.213	125.206
2	6:54.506	3:25.293	129.785
3	10:20.367	3:25.861	129.427
4	13:44.988	3:24.621	130.211
5	17:09.006	3:24.018	130.596
6	20:35.921	3:26.915	128.768

6 86 Cameron DONALD

Total Time **20:36.249** Avg Speed **128.950** Behind **21.091**
Best Time **3:24.047** Best Speed **130.578** On **4** Gp **a**

Lap	Elapsed Time	Lap Time	Lap Speed
1	3:31.149	3:31.149	124.058
2	6:57.089	3:25.940	129.377
3	10:21.717	3:24.628	130.207
4	13:45.764	3:24.047	130.578
5	17:10.061	3:24.297	130.418
6	20:36.249	3:26.188	129.222

7 1 Dean HARRISON

Total Time **20:36.887** Avg Speed **128.884** Behind **21.729**
Best Time **3:23.945** Best Speed **130.643** On **4** Gp **a**

Lap	Elapsed Time	Lap Time	Lap Speed
1	3:29.501	3:29.501	125.034
2	6:54.768	3:25.267	129.801
3	10:20.079	3:25.311	129.774
4	13:44.024	3:23.945	130.643
5	17:08.319	3:24.295	130.419
6	20:36.887	3:28.568	127.747

8 35 Derek SHEILS

Total Time **21:08.029** Avg Speed **125.718** Behind **52.871**
Best Time **3:29.758** Best Speed **127.022** On **2** Gp **a**

Lap	Elapsed Time	Lap Time	Lap Speed
1	3:33.989	3:33.989	122.411
2	7:03.747	3:29.758	127.022
3	10:34.698	3:30.951	126.304
4	14:05.449	3:30.751	126.424
5	17:35.759	3:30.310	126.689
6	21:08.029	3:32.270	125.519

METZELER ULSTER GRAND PRIX BIKE WEEK

SUPERBIKE

Race 6 - Ireland Freight Services Superbike

Saturday, 17 August 2013

DETAILED RESULT



Race Classification

9 82 Derek McGEE

Total Time **21:14.723** Avg Speed **125.058** Behind **59.565**
Best Time **3:30.446** Best Speed **126.607** On **5** Gp **a**

Lap	Elapsed Time	Lap Time	Lap Speed
1	3:37.269	3:37.269	120.563
2	7:09.767	3:32.498	125.385
3	10:42.631	3:32.864	125.169
4	14:13.647	3:31.016	126.265
5	17:44.093	3:30.446	126.607
6	21:14.723	3:30.630	126.497

10 12 Rob BARBER

Total Time **21:15.602** Avg Speed **124.972** Behind **1:00.444**
Best Time **3:30.799** Best Speed **126.395** On **5** Gp **a**

Lap	Elapsed Time	Lap Time	Lap Speed
1	3:38.639	3:38.639	119.808
2	7:10.203	3:31.564	125.938
3	10:41.566	3:31.363	126.058
4	14:12.596	3:31.030	126.257
5	17:43.395	3:30.799	126.395
6	21:15.602	3:32.207	125.556

11 71 Davy MORGAN

Total Time **21:25.444** Avg Speed **124.015** Behind **1:10.286**
Best Time **3:32.575** Best Speed **125.339** On **5** Gp **b**

Lap	Elapsed Time	Lap Time	Lap Speed
1	3:37.090	3:37.090	120.663
2	7:09.722	3:32.632	125.306
3	10:43.428	3:33.706	124.676
4	14:16.105	3:32.677	125.279
5	17:48.680	3:32.575	125.339
6	21:25.444	3:36.764	122.917

12 52 Russ MOUNTFORD

Total Time **21:27.803** Avg Speed **123.788** Behind **1:12.645**
Best Time **3:32.540** Best Speed **125.360** On **5** Gp **b**

Lap	Elapsed Time	Lap Time	Lap Speed
1	3:37.641	3:37.641	120.357
2	7:11.110	3:33.469	124.814
3	10:46.015	3:34.905	123.980
4	14:21.043	3:35.028	123.909
5	17:53.583	3:32.540	125.360
6	21:27.803	3:34.220	124.377

Race Classification

13 40 Dan STEWART

Total Time **21:28.014** Avg Speed **123.768** Behind **1:12.856**
Best Time **3:30.466** Best Speed **126.595** On **2** Gp **b**

Lap	Elapsed Time	Lap Time	Lap Speed
1	3:40.926	3:40.926	118.568
2	7:11.392	3:30.466	126.595
3	10:46.672	3:35.280	123.764
4	14:20.632	3:33.960	124.528
5	17:53.678	3:33.046	125.062
6	21:28.014	3:34.336	124.309

14 36 Michael PEARSON

Total Time **21:28.154** Avg Speed **123.754** Behind **1:12.996**
Best Time **3:33.533** Best Speed **124.777** On **2** Gp **b**

Lap	Elapsed Time	Lap Time	Lap Speed
1	3:37.724	3:37.724	120.311
2	7:11.257	3:33.533	124.777
3	10:46.582	3:35.325	123.738
4	14:20.555	3:33.973	124.520
5	17:54.124	3:33.569	124.756
6	21:28.154	3:34.030	124.487

15 61 Fabrice MIGUET

Total Time **21:47.750** Avg Speed **121.900** Behind **1:32.592**
Best Time **3:36.145** Best Speed **123.269** On **4** Gp **b**

Lap	Elapsed Time	Lap Time	Lap Speed
1	3:43.714	3:43.714	117.090
2	7:20.703	3:36.989	122.789
3	10:58.289	3:37.586	122.453
4	14:34.434	3:36.145	123.269
5	18:10.965	3:36.531	123.049
6	21:47.750	3:36.785	122.905

16 69 Paul SHOESMITH

Total Time **21:47.759** Avg Speed **121.899** Behind **1:32.601**
Best Time **3:36.908** Best Speed **122.835** On **5** Gp **b**

Lap	Elapsed Time	Lap Time	Lap Speed
1	3:41.396	3:41.396	118.316
2	7:18.533	3:37.137	122.706
3	10:56.693	3:38.160	122.130
4	14:33.746	3:37.053	122.753
5	18:10.654	3:36.908	122.835
6	21:47.759	3:37.105	122.724



MCUI Ulster
Centre Timing
powered by
e-Laps timing software

www.elaps-timing.com



METZELER ULSTER GRAND PRIX BIKE WEEK

SUPERBIKE

Race 6 - Ireland Freight Services Superbike

Saturday, 17 August 2013

DETAILED RESULT



Race Classification

17 21 Alan CONNOR

Total Time **21:47.979** Avg Speed **121.878** Behind **1:32.821**
Best Time **3:35.996** Best Speed **123.354** On **4** Gp **b**

Lap	Elapsed Time	Lap Time	Lap Speed
1	3:43.264	3:43.264	117.326
2	7:21.034	3:37.770	122.349
3	10:58.661	3:37.627	122.429
4	14:34.657	3:35.996	123.354
5	18:11.117	3:36.460	123.090
6	21:47.979	3:36.862	122.861

18 72 Gareth KEYS

Total Time **21:48.281** Avg Speed **121.850** Behind **1:33.123**
Best Time **3:36.530** Best Speed **123.050** On **5** Gp **b**

Lap	Elapsed Time	Lap Time	Lap Speed
1	3:43.618	3:43.618	117.140
2	7:20.477	3:36.859	122.863
3	10:57.563	3:37.086	122.735
4	14:34.326	3:36.763	122.917
5	18:10.856	3:36.530	123.050
6	21:48.281	3:37.425	122.543

19 29 Paul CRANSTON

Total Time **22:12.352** Avg Speed **119.649** Behind **1:57.194**
Best Time **3:40.178** Best Speed **121.011** On **4** Gp **c**

Lap	Elapsed Time	Lap Time	Lap Speed
1	3:47.159	3:47.159	115.314
2	7:28.885	3:41.726	120.166
3	11:10.434	3:41.549	120.262
4	14:50.612	3:40.178	121.011
5	18:31.552	3:40.940	120.594
6	22:12.352	3:40.800	120.670

20 24 Callum LAIDLAW

Total Time **22:13.927** Avg Speed **119.508** Behind **1:58.769**
Best Time **3:40.989** Best Speed **120.567** On **5** Gp **b**

Lap	Elapsed Time	Lap Time	Lap Speed
1	3:46.045	3:46.045	115.883
2	7:27.860	3:41.815	120.118
3	11:10.326	3:42.466	119.766
4	14:51.580	3:41.254	120.423
5	18:32.569	3:40.989	120.567
6	22:13.927	3:41.358	120.366

Race Classification

21 20 Paul DUCKETT

Total Time **19:20.668** Avg Speed **114.391** Behind **1 Lap**
Best Time **3:50.909** Best Speed **115.387** On **2** Gp **c**

Lap	Elapsed Time	Lap Time	Lap Speed
1	3:54.412	3:54.412	111.746
2	7:45.321	3:50.909	115.387
3	11:36.812	3:51.491	115.097
4	15:29.192	3:52.380	114.657
5	19:20.668	3:51.476	115.105

Not Classified

DNF 6 William DUNLOP

Total Time **16:54.005** Avg Speed **130.937** Behind **1 Lap**
Best Time **3:21.123** Best Speed **132.476** On **2** Gp **a**

Lap	Elapsed Time	Lap Time	Lap Speed
1	3:27.406	3:27.406	126.297
2	6:48.529	3:21.123	132.476
3	10:10.026	3:21.497	132.230
4	13:32.218	3:22.192	131.776
5	16:54.005	3:21.787	132.040

DNF 54 John WALSH

Total Time **14:31.749** Avg Speed **121.740** Behind **2 Laps**
Best Time **3:33.577** Best Speed **124.751** On **2** Gp **b**

Lap	Elapsed Time	Lap Time	Lap Speed
1	3:36.877	3:36.877	120.781
2	7:10.454	3:33.577	124.751
3	10:46.384	3:35.930	123.392
4	14:31.749	3:45.365	118.226

DNF 28 Paul GARTLAND

Total Time **15:21.439** Avg Speed **115.175** Behind **49.690**
Best Time **3:46.876** Best Speed **117.438** On **2** Gp **c**

Lap	Elapsed Time	Lap Time	Lap Speed
1	3:51.407	3:51.407	113.197
2	7:38.283	3:46.876	117.438
3	11:27.138	3:48.855	116.423
4	15:21.439	3:54.301	113.717

DNF 7 Gary JOHNSON

Total Time **10:16.513** Avg Speed **128.923** Behind **3 Laps**
Best Time **3:21.500** Best Speed **132.228** On **2** Gp **a**

Lap	Elapsed Time	Lap Time	Lap Speed
1	3:26.792	3:26.792	126.672
2	6:48.292	3:21.500	132.228
3	10:16.513	3:28.221	127.960



MCUI Ulster
Centre Timing
powered by
e-Laps timing software

www.elaps-timing.com



METZELER ULSTER GRAND PRIX BIKE WEEK

SUPERBIKE

Race 6 - Ireland Freight Services Superbike

Saturday, 17 August 2013

DETAILED RESULT



Not Classified

DNF 58 Ben WYLIE

Total Time **10:43.789** Avg Speed **123.461** Behind **27.276**

Best Time **3:31.899** Best Speed **125.739** On **2** Gp **b**

Lap	Elapsed Time	Lap Time	Lap Speed
1	3:38.968	3:38.968	119.628
2	7:10.867	3:31.899	125.739
3	10:43.789	3:32.922	125.135

Not Classified

DNF 14 Daniel COOPER

Total Time **3:51.676** Avg Speed **113.066** Behind **10.589**

Best Time **3:51.676** Best Speed **113.066** On **1** Gp **b**

Lap	Elapsed Time	Lap Time	Lap Speed
1	3:51.676	3:51.676	113.066

DNF 11 Stephen THOMPSON

Total Time **7:15.901** Avg Speed **121.217** Behind **4 Laps**

Best Time **3:39.472** Best Speed **121.400** On **2** Gp **a**

Lap	Elapsed Time	Lap Time	Lap Speed
1	3:36.429	3:36.429	121.031
2	7:15.901	3:39.472	121.400

DNF 27 Dave HEWSON

Total Time **7:27.784** Avg Speed **118.000** Behind **11.883**

Best Time **3:41.908** Best Speed **120.068** On **2** Gp **b**

Lap	Elapsed Time	Lap Time	Lap Speed
1	3:45.876	3:45.876	115.969
2	7:27.784	3:41.908	120.068

DNF 43 Robert McCRUM

Total Time **7:48.801** Avg Speed **112.710** Behind **32.900**

Best Time **3:51.531** Best Speed **115.077** On **2** Gp **c**

Lap	Elapsed Time	Lap Time	Lap Speed
1	3:57.270	3:57.270	110.400
2	7:48.801	3:51.531	115.077

DNF 2 Ian LOUGHER

Total Time **3:41.087** Avg Speed **118.481** Behind **5 Laps**

Best Time **3:41.087** Best Speed **118.481** On **1** Gp **a**

Lap	Elapsed Time	Lap Time	Lap Speed
1	3:41.087	3:41.087	118.481

DNF 31 Shaun ANDERSON

Total Time **3:47.227** Avg Speed **115.280** Behind **6.140**

Best Time **3:47.227** Best Speed **115.280** On **1** Gp **a**

Lap	Elapsed Time	Lap Time	Lap Speed
1	3:47.227	3:47.227	115.280



MCUI Ulster
Centre Timing
powered by
e-Laps timing software

www.elaps-timing.com



METZELER ULSTER GRAND PRIX BIKE WEEK

SUPERBIKE

Race 6 - Ireland Freight Services Superbike

LAP CHART



1					2					3				
No	Name	G	Elapsed Time	Lap Time	No	Name	G	Elapsed Time	Lap Time	No	Name	G	Elapsed Time	Lap Time
4	Guy MARTIN	a	3:26.340	3:26.340	4	Guy MARTIN	a	6:46.764	3:20.424	4	Guy MARTIN	a	10:07.359	3:20.595
7	Gary JOHNSON	a	3:26.792	3:26.792	7	Gary JOHNSON	a	6:48.292	3:21.500	6	William DUNLOP	a	10:10.026	3:21.497
6	William DUNLOP	a	3:27.406	3:27.406	6	William DUNLOP	a	6:48.529	3:21.123	5	Bruce ANSTEY	a	10:10.166	3:21.555
5	Bruce ANSTEY	a	3:27.480	3:27.480	5	Bruce ANSTEY	a	6:48.611	3:21.131	10	Conor CUMMINS	a	10:12.115	3:22.525
18	Lee JOHNSTON	a	3:28.408	3:28.408	10	Conor CUMMINS	a	6:49.590	3:21.112	18	Lee JOHNSTON	a	10:16.189	3:25.256
10	Conor CUMMINS	a	3:28.478	3:28.478	18	Lee JOHNSTON	a	6:50.933	3:22.525	7	Gary JOHNSON	a	10:16.513	3:28.221
44	Jamie HAMILTON	a	3:29.213	3:29.213	44	Jamie HAMILTON	a	6:54.506	3:25.293	1	Dean HARRISON	a	10:20.079	3:25.311
1	Dean HARRISON	a	3:29.501	3:29.501	1	Dean HARRISON	a	6:54.768	3:25.267	44	Jamie HAMILTON	a	10:20.367	3:25.861
86	Cameron DONALD	a	3:31.149	3:31.149	86	Cameron DONALD	a	6:57.089	3:25.940	86	Cameron DONALD	a	10:21.717	3:24.628
35	Derek SHEILS	a	3:33.989	3:33.989	35	Derek SHEILS	a	7:03.747	3:29.758	35	Derek SHEILS	a	10:34.698	3:30.951
11	Stephen THOMPSON	a	3:36.429	3:36.429	71	Davy MORGAN	b	7:09.722	3:32.632	12	Rob BARBER	a	10:41.566	3:31.363
54	John WALSH	b	3:36.877	3:36.877	82	Derek McGEE	a	7:09.767	3:32.498	82	Derek McGEE	a	10:42.631	3:32.864
71	Davy MORGAN	b	3:37.090	3:37.090	12	Rob BARBER	a	7:10.203	3:31.564	71	Davy MORGAN	b	10:43.428	3:33.706
82	Derek McGEE	a	3:37.269	3:37.269	54	John WALSH	b	7:10.454	3:33.577	58	Ben WYLIE	b	10:43.789	3:32.922
52	Russ MOUNTFORD	b	3:37.641	3:37.641	58	Ben WYLIE	b	7:10.867	3:31.899	52	Russ MOUNTFORD	b	10:46.015	3:34.905
36	Michael PEARSON	b	3:37.724	3:37.724	52	Russ MOUNTFORD	b	7:11.110	3:33.469	54	John WALSH	b	10:46.384	3:35.930
12	Rob BARBER	a	3:38.639	3:38.639	36	Michael PEARSON	b	7:11.257	3:33.533	36	Michael PEARSON	b	10:46.582	3:35.325
58	Ben WYLIE	b	3:38.968	3:38.968	40	Dan STEWART	b	7:11.392	3:30.466	40	Dan STEWART	b	10:46.672	3:35.280
40	Dan STEWART	b	3:40.926	3:40.926	11	Stephen THOMPSON	a	7:15.901	3:39.472	69	Paul SHOESMITH	b	10:56.693	3:38.160
2	Ian LOUGHER	a	3:41.087	3:41.087	69	Paul SHOESMITH	b	7:18.533	3:37.137	72	Gareth KEYS	b	10:57.563	3:37.086
69	Paul SHOESMITH	b	3:41.396	3:41.396	72	Gareth KEYS	b	7:20.477	3:36.859	61	Fabrice MIGUET	b	10:58.289	3:37.586
21	Alan CONNOR	b	3:43.264	3:43.264	61	Fabrice MIGUET	b	7:20.703	3:36.989	21	Alan CONNOR	b	10:58.661	3:37.627
72	Gareth KEYS	b	3:43.618	3:43.618	21	Alan CONNOR	b	7:21.034	3:37.770	24	Callum LAIDLAW	b	11:10.326	3:42.466
61	Fabrice MIGUET	b	3:43.714	3:43.714	27	Dave HEWSON	b	7:27.784	3:41.908	29	Paul CRANSTON	c	11:10.434	3:41.549
27	Dave HEWSON	b	3:45.876	3:45.876	24	Callum LAIDLAW	b	7:27.860	3:41.815	28	Paul GARTLAND	c	11:27.138	3:48.855
24	Callum LAIDLAW	b	3:46.045	3:46.045	29	Paul CRANSTON	c	7:28.885	3:41.726	20	Paul DUCKETT	c	11:36.812	3:51.491
29	Paul CRANSTON	c	3:47.159	3:47.159	28	Paul GARTLAND	c	7:38.283	3:46.876					
31	Shaun ANDERSON	a	3:47.227	3:47.227	20	Paul DUCKETT	c	7:45.321	3:50.909					
28	Paul GARTLAND	c	3:51.407	3:51.407	43	Robert McCURUM	c	7:48.801	3:51.531					
14	Daniel COOPER	b	3:51.676	3:51.676										
20	Paul DUCKETT	c	3:54.412	3:54.412										
43	Robert McCURUM	c	3:57.270	3:57.270										

METZELER ULSTER GRAND PRIX BIKE WEEK

SUPERBIKE

Race 6 - Ireland Freight Services Superbike

LAP CHART

**4**

No	Name	G	Elapsed Time	Lap Time
4	Guy MARTIN	a	13:28.188	3:20.829
6	William DUNLOP	a	13:32.218	3:22.192
5	Bruce ANSTEY	a	13:32.221	3:22.055
10	Conor CUMMINS	a	13:34.112	3:21.997
18	Lee JOHNSTON	a	13:42.621	3:26.432
1	Dean HARRISON	a	13:44.024	3:23.945
44	Jamie HAMILTON	a	13:44.988	3:24.621
86	Cameron DONALD	a	13:45.764	3:24.047
35	Derek SHEILS	a	14:05.449	3:30.751
12	Rob BARBER	a	14:12.596	3:31.030
82	Derek McGEE	a	14:13.647	3:31.016
71	Davy MORGAN	b	14:16.105	3:32.677
36	Michael PEARSON	b	14:20.555	3:33.973
40	Dan STEWART	b	14:20.632	3:33.960
52	Russ MOUNTFORD	b	14:21.043	3:35.028
54	John WALSH	b	14:31.749	3:45.365
69	Paul SHOESMITH	b	14:33.746	3:37.053
72	Gareth KEYS	b	14:34.326	3:36.763
61	Fabrice MIGUET	b	14:34.434	3:36.145
21	Alan CONNOR	b	14:34.657	3:35.996
29	Paul CRANSTON	c	14:50.612	3:40.178
24	Callum LAIDLAW	b	14:51.580	3:41.254
28	Paul GARTLAND	c	15:21.439	3:54.301
20	Paul DUCKETT	c	15:29.192	3:52.380

5

No	Name	G	Elapsed Time	Lap Time
4	Guy MARTIN	a	16:50.463	3:22.275
6	William DUNLOP	a	16:54.005	3:21.787
5	Bruce ANSTEY	a	16:54.148	3:21.927
10	Conor CUMMINS	a	16:57.117	3:23.005
18	Lee JOHNSTON	a	17:06.866	3:24.245
1	Dean HARRISON	a	17:08.319	3:24.295
44	Jamie HAMILTON	a	17:09.006	3:24.018
86	Cameron DONALD	a	17:10.061	3:24.297
35	Derek SHEILS	a	17:35.759	3:30.310
12	Rob BARBER	a	17:43.395	3:30.799
82	Derek McGEE	a	17:44.093	3:30.446
71	Davy MORGAN	b	17:48.680	3:32.575
52	Russ MOUNTFORD	b	17:53.583	3:32.540
40	Dan STEWART	b	17:53.678	3:33.046
36	Michael PEARSON	b	17:54.124	3:33.569
69	Paul SHOESMITH	b	18:10.654	3:36.908
72	Gareth KEYS	b	18:10.856	3:36.530
61	Fabrice MIGUET	b	18:10.965	3:36.531
21	Alan CONNOR	b	18:11.117	3:36.460
29	Paul CRANSTON	c	18:31.552	3:40.940
24	Callum LAIDLAW	b	18:32.569	3:40.989
20	Paul DUCKETT	c	19:20.668	3:51.476

6

No	Name	G	Elapsed Time	Lap Time
4	Guy MARTIN	a	20:15.158	3:24.695
5	Bruce ANSTEY	a	20:19.201	3:25.053
10	Conor CUMMINS	a	20:22.960	3:25.843
18	Lee JOHNSTON	a	20:32.163	3:25.297
44	Jamie HAMILTON	a	20:35.921	3:26.915
86	Cameron DONALD	a	20:36.249	3:26.188
1	Dean HARRISON	a	20:36.887	3:28.568
35	Derek SHEILS	a	21:08.029	3:32.270
82	Derek McGEE	a	21:14.723	3:30.630
12	Rob BARBER	a	21:15.602	3:32.207
71	Davy MORGAN	b	21:25.444	3:36.764
52	Russ MOUNTFORD	b	21:27.803	3:34.220
40	Dan STEWART	b	21:28.014	3:34.336
36	Michael PEARSON	b	21:28.154	3:34.030
61	Fabrice MIGUET	b	21:47.750	3:36.785
69	Paul SHOESMITH	b	21:47.759	3:37.105
21	Alan CONNOR	b	21:47.979	3:36.862
72	Gareth KEYS	b	21:48.281	3:37.425
29	Paul CRANSTON	c	22:12.352	3:40.800
24	Callum LAIDLAW	b	22:13.927	3:41.358

Speed TrapU.G.P. Superbike Race '2'

No.	Name	<u>Lap 1</u>	<u>Lap 2</u>	<u>Lap 3</u>	<u>Lap 4</u>	<u>Lap 5</u>	<u>Lap 6</u>
1	Dean HARRISON				179		190
4	Guy MARTIN	172	186	185	186	186	186
6	William DUNLOP			191	188	189	190
7	Gary JOHNSON		190				
10	Conor CUMMINS				188	189	185
11	Stephen THOMPSON		180				
12	Rob BARBER		182	176	178	180	181
18	Lee JOHNSTON			184	185	183	186
20	Paul DUCKETT		169	169	168	168	
24	Callum LAIDLAW				171		171
26	Paddy WOODSIDE			164			
27	Dave HEWSON		173				
28	Paul GARTLAND	158		170	169		
29	Paul CRANSTON				165	164	164
35	Derek SHEILS			174		169	168
40	Dan STEWART		176				
43	Robert McCRUM		175	163			
44	Jamie HAMILTON			186	186	189	
52	Russ MOUNTFORD	166				177	178
54	John WALSH		183				
58	Ben WYLIE		175				
69	Paul SHOESMITH		168				
71	Davy MORGAN			176			174
86	Cameron DONALD		186	186	186	189	