



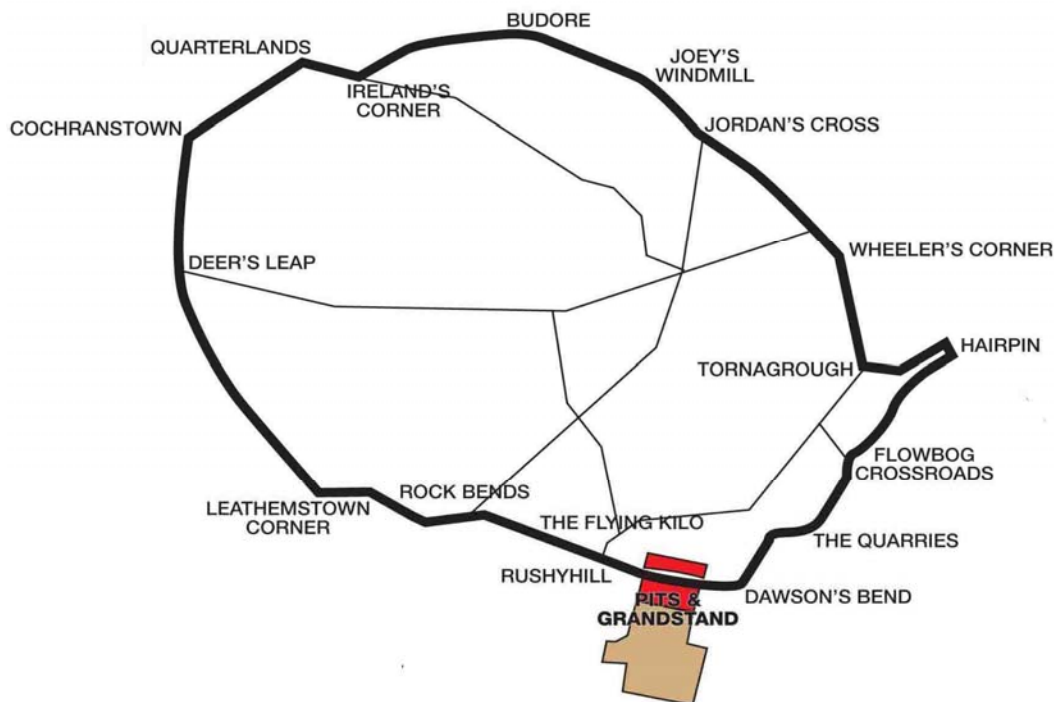
ULSTER GRAND PRIX BIKE WEEK
Wednesday 14th – Saturday 17th August 2013

promoted by
Dundrod & District Motorcycle Club
www.ulstergrandprix.net

LISBURN CITY COUNCIL
SUPERSTOCK



Dundrod Circuit 7.4011 miles



LAP RECORDS

Class	Name	Machine	m s	mph	Year
125cc	William Dunlop	Honda	3 55.017	113.370	2009
Moto 3	Maria Costello	Honda 250	4 17.963	103.286	2012
250cc	Darran Lindsay	Honda	3 38.634	121.866	2006
400cc	Jason Griffiths	Yamaha 400	3 58.43	111.748	2003
Moto 450	Paul Owen	Yamaha	4 36.889	96.226	2011
Supertwin	Ryan Farquhar	Kawasaki 650	3 44.917	118.461	2012
Supersport	Michael Dunlop	Yamaha	3 27.187	128.599	2010
Superstock	Ian Hutchinson	Honda	3 21.599	132.163	2010
Superbike	Bruce Anstey	Suzuki	3 18.870	133.977	2010
Challenge 1000cc	Rob Barber	BMW	3 26.303	129.150	2012
National 750cc	Lee Johnston	Honda 600	3 36.269	123.198	2012

MOST WINS at the ULSTER GP

Joey Dunlop	24	1979 - 99
Ian Lougher	17	1998 - 11
Phillip McCallen	14	1991 - 96
Brian Reid	9	1983 - 92
Robert Dunlop	9	1990 - 03
Ryan Farquhar	9	2002 - 12
Bruce Anstey	8	2003 - 12
Guy Martin	8	2006 - 12

MOST WINS at the DUNDROD 150

Joey Dunlop	24	1976 - 94
Bob Jackson	11	1981 - 98
Ray McCullough	10	1965 - 82
Brian Reid	8	1984 - 93
Robert Dunlop	8	1984 - 07
Denis McCullough	7	1989 - 00
Ian McGregor	5	1966 - 75
Denis Gallagher	5	1971 - 00
Johnny Rea	5	1989 - 94

ALL TIME IRISH ROAD RACE WINNERS (after Mid-Antrim 150 2013)

Most Wins at All Irish Road Race Meetings

1. Ryan Farquhar	199	1995-12
2. Joey Dunlop	156	1971-00
3. Robert Dunlop	135	1980-08
4. Ray McCullough	109	1960-82
Phillip McCallen	109	1987-99
6. William Dunlop	90	2005-13
7. Brian Reid	78	1980-94
8. Michael Dunlop	77	2006-13
9. Darran Lindsay	75	1999-06
10. James Courtney	66	1992-99

METZELER ULSTER GRAND PRIX BIKE WEEK

SUPERSTOCK

Dundrod 7.401 Miles

Race 1 - Lisburn City Council Superstock

17/08/2013 11:00

Race (6 Laps)

RACE 1 - SUPERSTOCK

			56		43				11
			B		A				
	28		20		37				10
	C		B		A				
29		16		23		61			9
D		C		B		A			
	36		24		27				8
	C		B		A				
98		15		52		71		B	7
D		C		B		A			
<hr/>									
			72		40		21		6
	C		B		A				
	D		C		B		A		5
	33		58		14				4
	C		B		A				
69		12		35		11			3
D		C		B		A			
	2		18		5				2
	C		B		A				
1		7		4		9		A	1
D		C		B		A			
					POLE POSITION	A			

METZELER ULSTER GRAND PRIX BIKE WEEK

SUPERSTOCK

Superstock Free Practice

Saturday, 17 August 2013




Pos	Class	No	Name	Machine / Sponsor	-----	Best Lap		On	Total Laps
					Time	Behind	Speed		
1	STK	4	Guy MARTIN	Suzuki - Tyco Suzuki by TAS Racing	3:40.566		120.798	5	5
2	STK	2	Ian LOUGHER	Kawasaki - ILR	3:40.609	0.043	120.775	5	5
3	STK	9	Michael DUNLOP	Honda - MD Racing	3:40.943	0.377	120.592	3	5
4	STK	1	Dean HARRISON	Kawasaki - RC Express Racing by MSS	3:42.774	2.208	119.601	2	6
5	STK	7	Gary JOHNSON	Kawasaki - Lincs Lifting Ltd	3:45.062	4.496	118.385	3	4
6	STK	18	Lee JOHNSTON	Honda - East Coast Racing	3:45.286	4.720	118.267	3	4
7	STK	5	Bruce ANSTEY	Honda - HM Plant Honda by Padgetts	3:45.368	4.802	118.224	4	5
8	STK	35	Derek SHEILS	Kawasaki - CD Racing	3:50.315	9.749	115.685	2	5
9	STK	72	Gareth KEYS	BMW - HKR / Mototech	3:50.451	9.885	115.617	5	5
10	STK	36	Michael PEARSON	Kawasaki - Hotties Thermal Packs	3:50.937	10.371	115.373	3	3
11	STK	14	Daniel COOPER	Honda - Centurion Racing	3:52.144	11.578	114.773	3	4
12	STK	11	Stephen THOMPSON	BMW - T & R Motorsport	3:52.687	12.121	114.506	5	5
13	STK	69	Paul SHOESMITH	BMW - Ice Valley by Motorsave	3:53.386	12.820	114.163	4	5
14	STK	52	Russ MOUNTFORD	Honda - SHR	3:53.399	12.833	114.156	2	4
15	STK	15	Jamie COWARD	Honda - RJP Racing	3:58.007	17.441	111.946	3	4
16	STK	23	Dennis BOOTH	Suzuki	4:00.448	19.882	110.810	5	5
17	STK	29	Paul CRANSTON	Honda - Wilson Craig Racing	4:02.905	22.339	109.689	2	3
18	STK	58	Ben WYLIE	BMW - Wylie Racing / Per Cup Coffee	4:05.062	24.496	108.723	2	3
19	STK	40	Dan STEWART	Kawasaki - Wilcock Consulting	4:05.507	24.941	108.526	2	2
20	STK	27	Dave HEWSON	Aprilia - David Hewson Ltd	4:05.939	25.373	108.336	3	3
21	STK	98	Paul OWEN	Honda - #98 Club/Teenage Cancer Trust	4:06.062	25.496	108.281	2	3
22	STK	71	Davy MORGAN	Honda - CMS	4:06.070	25.504	108.278	3	5
23	STK	28	Paul GARTLAND	Honda - North West Gas	4:06.106	25.540	108.262	4	5
24	STK	24	Callum LAIDLAW	Honda - www.laidlawracing.co.uk	4:09.037	28.471	106.988	5	5
25	STK	33	Mark PARRETT	BMW - C & C Ltd.	4:11.357	30.791	106.000	2	2
26	STK	16	David HAIRE	Honda - DHR	4:11.934	31.368	105.758	3	4
27	STK	37	Andrew TAYLOR	BMW	4:16.069	35.503	104.050	4	4
28	STK	43	Robert McCURM	Yamaha	4:16.480	35.914	103.883	4	5
29	STK	56	Anthony McCOLGAN	Ducati	4:29.145	48.579	98.995	3	4
30	STK	20	Paul DUCKETT	Honda	4:44.782	1:04.216	93.559	2	2

Free Practice Classification

Provisional result to be confirmed by the Stewards of the Meeting subject to completion of technical inspections & the time limit for protests

Page 1 / 1

Circuit	Dundrod	Signed		Organising Club	Dundrod & District MCC
Length(miles)	7.4011 Lap 1 (7.2763)		Chief Timekeeper	Practice Started	10:32
Weather	Cloudy - Rain	Issued At:	10:56		
Track	Wet				

METZELER ULSTER GRAND PRIX BIKE WEEK

SUPERSTOCK

Superstock Free Practice

Saturday, 17 August 2013

DETAILED RESULT



Free Practice Classification

Position

1 4 Guy MARTIN

Behind

Best Time **3:40.566** Best Speed **120.798** On **5** Gp **a**

Lap	Elapsed Time	Lap Time	Lap Speed
1	4:09.424	4:09.424	105.021
2	7:56.795	3:47.371	117.183
3	11:40.763	3:43.968	118.963
4	15:21.801	3:41.038	120.540
5	19:02.367	3:40.566	120.798

2 2 Ian LOUGHER

Behind **0.043**

Best Time **3:40.609** Best Speed **120.775** On **5** Gp **a**

Lap	Elapsed Time	Lap Time	Lap Speed
1	5:27.251	5:27.251	80.045
2	9:13.630	3:46.379	117.696
3	12:57.498	3:43.868	119.016
4	16:40.481	3:42.983	119.489
5	20:21.090	3:40.609	120.775

3 9 Michael DUNLOP

Behind **0.377**

Best Time **3:40.943** Best Speed **120.592** On **3** Gp **a**

Lap	Elapsed Time	Lap Time	Lap Speed
1	3:59.192	3:59.192	109.513
2	7:45.707	3:46.515	117.626
3	11:26.650	3:40.943	120.592
4	16:58.674	5:32.024	80.247
5	20:40.378	3:41.704	120.178

4 1 Dean HARRISON

Behind **2.208**

Best Time **3:42.774** Best Speed **119.601** On **2** Gp **a**

Lap	Elapsed Time	Lap Time	Lap Speed
1	3:59.665	3:59.665	109.297
2	7:42.439	3:42.774	119.601
3	11:25.435	3:42.996	119.482
4	15:09.038	3:43.603	119.157
5	18:53.370	3:44.332	118.770
6	23:02.961	4:09.591	106.750

Free Practice Classification

Position

5 7 Gary JOHNSON

Behind **4.496**

Best Time **3:45.062** Best Speed **118.385** On **3** Gp **a**

Lap	Elapsed Time	Lap Time	Lap Speed
1	5:25.918	5:25.918	80.372
2	9:11.725	3:45.807	117.994
3	12:56.787	3:45.062	118.385
4	16:49.667	3:52.880	114.411

6 18 Lee JOHNSTON

Behind **4.720**

Best Time **3:45.286** Best Speed **118.267** On **3** Gp **a**

Lap	Elapsed Time	Lap Time	Lap Speed
1	4:08.696	4:08.696	105.328
2	7:56.615	3:47.919	116.901
3	11:41.901	3:45.286	118.267
4	15:31.039	3:49.138	116.279

7 5 Bruce ANSTEY

Behind **4.802**

Best Time **3:45.368** Best Speed **118.224** On **4** Gp **a**

Lap	Elapsed Time	Lap Time	Lap Speed
1	4:25.852	4:25.852	98.531
2	8:15.893	3:50.041	115.823
3	12:02.739	3:46.846	117.454
4	15:48.107	3:45.368	118.224
5	19:44.106	3:55.999	112.899

8 35 Derek SHEILS

Behind **9.749**

Best Time **3:50.315** Best Speed **115.685** On **2** Gp **a**

Lap	Elapsed Time	Lap Time	Lap Speed
1	4:09.745	4:09.745	104.886
2	8:00.060	3:50.315	115.685
3	11:50.898	3:50.838	115.423
4	15:41.244	3:50.346	115.669
5	19:35.045	3:53.801	113.960

METZELER ULSTER GRAND PRIX BIKE WEEK

SUPERSTOCK

Superstock Free Practice

Saturday, 17 August 2013

DETAILED RESULT



Free Practice Classification

Position

9 72 Gareth KEYS

Behind 9.885

Best Time 3:50.451 Best Speed 115.617 On 5 Gp a

Lap	Elapsed Time	Lap Time	Lap Speed
1	4:27.928	4:27.928	97.768
2	8:26.833	3:58.905	111.525
3	12:20.624	3:53.791	113.965
4	16:12.497	3:51.873	114.908
5	20:02.948	3:50.451	115.617

10 36 Michael PEARSON

Behind 10.371

Best Time 3:50.937 Best Speed 115.373 On 3 Gp a

Lap	Elapsed Time	Lap Time	Lap Speed
1	4:11.766	4:11.766	104.044
2	8:04.133	3:52.367	114.663
3	11:55.070	3:50.937	115.373

11 14 Daniel COOPER

Behind 11.578

Best Time 3:52.144 Best Speed 114.773 On 3 Gp a

Lap	Elapsed Time	Lap Time	Lap Speed
1	4:18.663	4:18.663	101.270
2	8:11.818	3:53.155	114.276
3	12:03.962	3:52.144	114.773
4	16:00.962	3:57.000	112.422

12 11 Stephen THOMPSON

Behind 12.121

Best Time 3:52.687 Best Speed 114.506 On 5 Gp a

Lap	Elapsed Time	Lap Time	Lap Speed
1	4:30.997	4:30.997	96.660
2	8:30.310	3:59.313	111.335
3	12:25.995	3:55.685	113.049
4	16:19.645	3:53.650	114.034
5	20:12.332	3:52.687	114.506

13 69 Paul SHOESMITH

Behind 12.820

Best Time 3:53.386 Best Speed 114.163 On 4 Gp a

Lap	Elapsed Time	Lap Time	Lap Speed
1	4:48.177	4:48.177	90.898
2	8:52.453	4:04.276	109.073
3	12:49.942	3:57.489	112.190
4	16:43.328	3:53.386	114.163
5	20:39.505	3:56.177	112.814

Free Practice Classification

Position

14 52 Russ MOUNTFORD

Behind 12.833

Best Time 3:53.399 Best Speed 114.156 On 2 Gp a

Lap	Elapsed Time	Lap Time	Lap Speed
1	4:28.396	4:28.396	97.597
2	8:21.795	3:53.399	114.156
3	12:15.589	3:53.794	113.963
4	16:10.700	3:55.111	113.325

15 15 Jamie COWARD

Behind 17.441

Best Time 3:58.007 Best Speed 111.946 On 3 Gp a

Lap	Elapsed Time	Lap Time	Lap Speed
1	4:31.180	4:31.180	96.595
2	8:30.495	3:59.315	111.334
3	12:28.502	3:58.007	111.946
4	16:33.957	4:05.455	108.549

16 23 Dennis BOOTH

Behind 19.882

Best Time 4:00.448 Best Speed 110.810 On 5 Gp a

Lap	Elapsed Time	Lap Time	Lap Speed
1	4:49.068	4:49.068	90.618
2	8:59.820	4:10.752	106.256
3	13:05.735	4:05.915	108.346
4	17:10.236	4:04.501	108.973
5	21:10.684	4:00.448	110.810

17 29 Paul CRANSTON

Behind 22.339

Best Time 4:02.905 Best Speed 109.689 On 2 Gp a

Lap	Elapsed Time	Lap Time	Lap Speed
1	4:15.298	4:15.298	102.604
2	8:18.203	4:02.905	109.689
3	12:24.694	4:06.491	108.093

18 58 Ben WYLIE

Behind 24.496

Best Time 4:05.062 Best Speed 108.723 On 2 Gp a

Lap	Elapsed Time	Lap Time	Lap Speed
1	4:48.350	4:48.350	90.843
2	8:53.412	4:05.062	108.723
3	13:14.603	4:21.191	102.009

METZELER ULSTER GRAND PRIX BIKE WEEK

SUPERSTOCK

Superstock Free Practice

Saturday, 17 August 2013

DETAILED RESULT



Free Practice Classification

Position

19 40 Dan STEWART

Behind 24.941

Best Time 4:05.507 Best Speed 108.526 On 2 Gp a

Lap	Elapsed Time	Lap Time	Lap Speed
1	4:38.800	4:38.800	93.955
2	8:44.307	4:05.507	108.526

20 27 Dave HEWSON

Behind 25.373

Best Time 4:05.939 Best Speed 108.336 On 3 Gp a

Lap	Elapsed Time	Lap Time	Lap Speed
1	5:07.162	5:07.162	85.280
2	9:16.210	4:09.048	106.983
3	13:22.149	4:05.939	108.336

21 98 Paul OWEN

Behind 25.496

Best Time 4:06.062 Best Speed 108.281 On 2 Gp a

Lap	Elapsed Time	Lap Time	Lap Speed
1	4:37.870	4:37.870	94.270
2	8:43.932	4:06.062	108.281
3	12:50.792	4:06.860	107.931

22 71 Davy MORGAN

Behind 25.504

Best Time 4:06.070 Best Speed 108.278 On 3 Gp a

Lap	Elapsed Time	Lap Time	Lap Speed
1	4:58.097	4:58.097	87.873
2	9:10.138	4:12.041	105.713
3	13:16.208	4:06.070	108.278
4	17:28.905	4:12.697	105.438
5	21:37.988	4:09.083	106.968

23 28 Paul GARTLAND

Behind 25.540

Best Time 4:06.106 Best Speed 108.262 On 4 Gp a

Lap	Elapsed Time	Lap Time	Lap Speed
1	6:07.159	6:07.159	71.344
2	10:18.252	4:11.093	106.112
3	14:24.827	4:06.575	108.056
4	18:30.933	4:06.106	108.262
5	22:37.702	4:06.769	107.971

Free Practice Classification

Position

24 24 Callum LAIDLAW

Behind 28.471

Best Time 4:09.037 Best Speed 106.988 On 5 Gp a

Lap	Elapsed Time	Lap Time	Lap Speed
1	4:51.180	4:51.180	89.960
2	9:06.111	4:14.931	104.514
3	13:15.457	4:09.346	106.855
4	17:29.171	4:13.714	105.016
5	21:38.208	4:09.037	106.988

25 33 Mark PARRETT

Behind 30.791

Best Time 4:11.357 Best Speed 106.000 On 2 Gp a

Lap	Elapsed Time	Lap Time	Lap Speed
1	5:07.964	5:07.964	85.058
2	9:19.321	4:11.357	106.000

26 16 David HAIRE

Behind 31.368

Best Time 4:11.934 Best Speed 105.758 On 3 Gp a

Lap	Elapsed Time	Lap Time	Lap Speed
1	4:47.983	4:47.983	90.959
2	9:03.242	4:15.259	104.380
3	13:15.176	4:11.934	105.758
4	17:30.909	4:15.733	104.187

27 37 Andrew TAYLOR

Behind 35.503

Best Time 4:16.069 Best Speed 104.050 On 4 Gp a

Lap	Elapsed Time	Lap Time	Lap Speed
1	4:51.808	4:51.808	89.767
2	9:12.566	4:20.758	102.179
3	17:27.142	8:14.576	53.872
4	21:43.211	4:16.069	104.050

28 43 Robert McCRUM

Behind 35.914

Best Time 4:16.480 Best Speed 103.883 On 4 Gp a

Lap	Elapsed Time	Lap Time	Lap Speed
1	5:34.625	5:34.625	78.281
2	10:04.759	4:30.134	98.632
3	14:23.178	4:18.419	103.104
4	18:39.658	4:16.480	103.883
5	23:05.904	4:26.246	100.073

METZELER ULSTER GRAND PRIX BIKE WEEK

SUPERSTOCK

Superstock Free Practice

Saturday, 17 August 2013

DETAILED RESULT



Free Practice Classification

Position

29 56 Anthony McCOLGAN

Behind 48.579

Best Time 4:29.145 Best Speed 98.995 On 3 Gp a

Lap	Elapsed Time	Lap Time	Lap Speed
1	5:04.980	5:04.980	85.890
2	9:35.282	4:30.302	98.571
3	14:04.427	4:29.145	98.995
4	19:51.682	5:47.255	76.727

30 20 Paul DUCKETT

Behind 1:04.216

Best Time 4:44.782 Best Speed 93.559 On 2 Gp a

Lap	Elapsed Time	Lap Time	Lap Speed
1	5:28.110	5:28.110	79.835
2	10:12.892	4:44.782	93.559

Speed TrapSuperstock 2nd Practice

<u>No.</u>	<u>Name</u>	<u>Lap 1</u>	<u>Lap 2</u>	<u>Lap 3</u>	<u>Lap 4</u>
1	Dean HARRISON		184	182	183
2	Ian LOUGHER	178	179	179	
4	Guy MARTIN		179	179	183
5	Bruce ANSTEY	173	175	174	174
7	Gary JOHNSON	179	181	178	
9	Michael DUNLOP		182		182
11	Stephen THOMPSON	176	177	183	181
14	Daniel COOPER	175	175	175	
16	David HAIRE		172		
18	Lee JOHNSTON	178		179	
20	Paul DUCKETT	156			
23	Dennis BOOTH	171		167	167
24	Callum LAIDLAW		168		167
28	Paul GARTLAND		170		
29	Paul CRANSTON	174	172		
35	Derek SHEILS			172	166
36	Michael PEARSON	176	176	175	
43	Robert McCRUM			168	
52	Russ MOUNTFORD	183	179	176	
56	Anthony McCOLGAN	155			
58	Ben WYLIE		181		
69	Paul SHOESMITH	173	177	179	
71	Davy MORGAN	167			
72	Gareth KEYS		175		
98	Paul OWEN	173	176		

METZELER ULSTER GRAND PRIX BIKE WEEK

SUPERSTOCK

Race 2 - Lisburn City Council Superstock

Saturday, 17 August 2013



Pos	Class	No	Name	Machine / Sponsor	Gp	Laps	Total Time	Behind	Speed	-----Best Lap-----		
										Time	Speed	On
Race Classification												
1	STK	9	Michael DUNLOP	Honda - MD Racing	a	6	20:53.327		127.193	3:24.791	130.103	5
2	STK	7	Gary JOHNSON	Kawasaki - Lincs Lifting Ltd	a	6	20:59.998	6.671	126.520	3:26.745	128.874	4
3	STK	5	Bruce ANSTEY	Honda - HM Plant Honda by Padgetts	a	6	21:12.871	19.544	125.240	3:27.174	128.607	6
4	STK	1	Dean HARRISON	Kawasaki - RC Express Racing by MSS	a	6	21:13.183	19.856	125.209	3:27.636	128.321	6
5	STK	2	Ian LOUGHER	Kawasaki - ILR	a	6	21:17.538	24.211	124.783	3:30.262	126.718	5
6	STK	35	Derek SHEILS	Kawasaki - CD Racing	a	6	21:32.876	39.549	123.302	3:32.346	125.474	5
7	STK	11	Stephen THOMPSON	BMW - T & R Motorsport	a	6	22:05.045	1:11.718	120.309	3:37.206	122.667	6
8	STK	14	Daniel COOPER	Honda - Centurion Racing	a	6	22:05.415	1:12.088	120.275	3:37.249	122.642	5
9	STK	72	Gareth KEYS	BMW - HKR / Mototech	a	6	22:11.703	1:18.376	119.707	3:37.841	122.309	6
10	STK	69	Paul SHOESMITH	BMW - Ice Valley by Motorsave	a	6	22:11.773	1:18.446	119.701	3:37.731	122.371	6
11	STK	33	Mark PARRETT	BMW - C & C Ltd.	a	6	22:17.342	1:24.015	119.202	3:39.533	121.367	6
12	STK	21	Alan CONNOR	Suzuki - Connor Racing	a	6	22:18.241	1:24.914	119.122	3:38.062	122.185	6
13	STK	52	Russ MOUNTFORD	Honda - SHR	b	6	22:20.275	1:26.948	118.942	3:41.053	120.532	6
14	STK	40	Dan STEWART	Kawasaki - Wilcock Consulting	a	6	22:30.604	1:37.277	118.032	3:39.687	121.281	6
15	STK	58	Ben WYLIE	BMW - Wylie Racing / Per Cup Coffee	a	6	22:40.705	1:47.378	117.156	3:40.116	121.045	6
16	STK	71	Davy MORGAN	Honda - CMS	b	6	22:40.748	1:47.421	117.152	3:41.895	120.075	6
17	STK	27	Dave HEWSON	Aprilia - David Hewson Ltd	b	6	22:43.025	1:49.698	116.956	3:43.733	119.088	6
18	STK	24	Callum LAIDLAW	Honda - www.laidlawracing.co.uk	b	6	22:59.267	2:05.940	115.579	3:44.124	118.880	6
19	STK	29	Paul CRANSTON	Honda - Wilson Craig Racing	b	6	23:07.594	2:14.267	114.886	3:47.454	117.140	5
20	STK	23	Dennis BOOTH	Suzuki	b	6	23:17.974	2:24.647	114.033	3:47.658	117.035	6
21	STK	43	Robert McCURUM	Yamaha	b	6	23:43.512	2:50.185	111.987	3:49.698	115.996	6
22	STK	56	Anthony McCOLGAN	Ducati	b	6	23:43.967	2:50.640	111.951	3:49.689	116.000	6
23	STK	37	Andrew TAYLOR	BMW	b	6	23:45.874	2:52.547	111.801	3:52.644	114.527	6
24	STK	20	Paul DUCKETT	Honda	b	6	24:00.447	3:07.120	110.670	3:54.472	113.634	4

Fastest Lap


STK	9	Michael DUNLOP	Honda - MD Racing	a						3:24.791	130.103	5
-----	---	----------------	-------------------	---	--	--	--	--	--	----------	---------	---

Not Classified

DNF	STK	98	Paul OWEN	Honda - #98 Club/Teenage Cancer Trust	b	4	15:24.095	2 Laps	114.844	3:45.687	118.057	3
DNF	STK	28	Paul GARTLAND	Honda - North West Gas	b	4	15:38.166	14.071	113.121	3:51.512	115.087	2

Provisional result to be confirmed by the Stewards of the Meeting subject to completion of technical inspections & the time limit for protests

Page 1 / 1

Circuit	Dundrod	Signed	 Chief Timekeeper	Organising Club	Dundrod & District MCC
Length(miles)	7.4011	Lap 1 (7.2763)		Race Started	12:20
Weather	Cloudy			Gp Time Diff - b	46.35
Track	Dry	Issued At:	12:45		



MCUI Ulster
Centre Timing
powered by
e-Laps timing software

www.elaps-timing.com



METZELER ULSTER GRAND PRIX BIKE WEEK

SUPERSTOCK

Race 2 - Lisburn City Council Superstock

Saturday, 17 August 2013

DETAILED RESULT



Race Classification

1 9 Michael DUNLOP

Total Time **20:53.327** Avg Speed **127.193** Behind
Best Time **3:24.791** Best Speed **130.103** On **5** Gp **a**

Lap	Elapsed Time	Lap Time	Lap Speed
1	3:37.062	3:37.062	120.678
2	7:06.638	3:29.576	127.133
3	10:34.255	3:27.617	128.332
4	14:00.203	3:25.948	129.372
5	17:24.994	3:24.791	130.103
6	20:53.327	3:28.333	127.891

2 7 Gary JOHNSON

Total Time **20:59.998** Avg Speed **126.520** Behind **6.671**
Best Time **3:26.745** Best Speed **128.874** On **4** Gp **a**

Lap	Elapsed Time	Lap Time	Lap Speed
1	3:36.806	3:36.806	120.821
2	7:06.164	3:29.358	127.265
3	10:34.544	3:28.380	127.862
4	14:01.289	3:26.745	128.874
5	17:29.691	3:28.402	127.849
6	20:59.998	3:30.307	126.691

3 5 Bruce ANSTEY

Total Time **21:12.871** Avg Speed **125.240** Behind **19.544**
Best Time **3:27.174** Best Speed **128.607** On **6** Gp **a**

Lap	Elapsed Time	Lap Time	Lap Speed
1	3:38.800	3:38.800	119.720
2	7:11.941	3:33.141	125.006
3	10:44.689	3:32.748	125.237
4	14:16.873	3:32.184	125.570
5	17:45.697	3:28.824	127.591
6	21:12.871	3:27.174	128.607

4 1 Dean HARRISON

Total Time **21:13.183** Avg Speed **125.209** Behind **19.856**
Best Time **3:27.636** Best Speed **128.321** On **6** Gp **a**

Lap	Elapsed Time	Lap Time	Lap Speed
1	3:41.107	3:41.107	118.471
2	7:12.528	3:31.421	126.023
3	10:44.070	3:31.542	125.951
4	14:16.647	3:32.577	125.338
5	17:45.547	3:28.900	127.544
6	21:13.183	3:27.636	128.321

Race Classification

5 2 Ian LOUGHER

Total Time **21:17.538** Avg Speed **124.783** Behind **24.211**
Best Time **3:30.262** Best Speed **126.718** On **5** Gp **a**

Lap	Elapsed Time	Lap Time	Lap Speed
1	3:39.452	3:39.452	119.364
2	7:11.818	3:32.366	125.462
3	10:44.376	3:32.558	125.349
4	14:16.559	3:32.183	125.571
5	17:46.821	3:30.262	126.718
6	21:17.538	3:30.717	126.444

6 35 Derek SHEILS

Total Time **21:32.876** Avg Speed **123.302** Behind **39.549**
Best Time **3:32.346** Best Speed **125.474** On **5** Gp **a**

Lap	Elapsed Time	Lap Time	Lap Speed
1	3:45.129	3:45.129	116.354
2	7:19.942	3:34.813	124.033
3	10:53.859	3:33.917	124.553
4	14:26.859	3:33.000	125.089
5	17:59.205	3:32.346	125.474
6	21:32.876	3:33.671	124.696

7 11 Stephen THOMPSON

Total Time **22:05.045** Avg Speed **120.309** Behind **1:11.718**
Best Time **3:37.206** Best Speed **122.667** On **6** Gp **a**

Lap	Elapsed Time	Lap Time	Lap Speed
1	3:49.332	3:49.332	114.222
2	7:31.612	3:42.280	119.867
3	11:12.060	3:40.448	120.863
4	14:50.315	3:38.255	122.077
5	18:27.839	3:37.524	122.487
6	22:05.045	3:37.206	122.667

8 14 Daniel COOPER

Total Time **22:05.415** Avg Speed **120.275** Behind **1:12.088**
Best Time **3:37.249** Best Speed **122.642** On **5** Gp **a**

Lap	Elapsed Time	Lap Time	Lap Speed
1	3:50.969	3:50.969	113.412
2	7:31.800	3:40.831	120.653
3	11:11.475	3:39.675	121.288
4	14:49.851	3:38.376	122.010
5	18:27.100	3:37.249	122.642
6	22:05.415	3:38.315	122.044



MCUI Ulster
Centre Timing
powered by
e-Laps timing software

www.elaps-timing.com



METZELER ULSTER GRAND PRIX BIKE WEEK

SUPERSTOCK

Race 2 - Lisburn City Council Superstock

Saturday, 17 August 2013

DETAILED RESULT



Race Classification

9 72 Gareth KEYS

Total Time **22:11.703** Avg Speed **119.707** Behind **1:18.376**
Best Time **3:37.841** Best Speed **122.309** On **6** Gp **a**

Lap	Elapsed Time	Lap Time	Lap Speed
1	3:53.018	3:53.018	112.415
2	7:35.082	3:42.064	119.983
3	11:15.902	3:40.820	120.659
4	14:55.146	3:39.244	121.527
5	18:33.862	3:38.716	121.820
6	22:11.703	3:37.841	122.309

10 69 Paul SHOESMITH

Total Time **22:11.773** Avg Speed **119.701** Behind **1:18.446**
Best Time **3:37.731** Best Speed **122.371** On **6** Gp **a**

Lap	Elapsed Time	Lap Time	Lap Speed
1	3:52.879	3:52.879	112.482
2	7:35.848	3:42.969	119.496
3	11:16.120	3:40.272	120.959
4	14:55.209	3:39.089	121.612
5	18:34.042	3:38.833	121.755
6	22:11.773	3:37.731	122.371

11 33 Mark PARRETT

Total Time **22:17.342** Avg Speed **119.202** Behind **1:24.015**
Best Time **3:39.533** Best Speed **121.367** On **6** Gp **a**

Lap	Elapsed Time	Lap Time	Lap Speed
1	3:53.310	3:53.310	112.274
2	7:35.749	3:42.439	119.781
3	11:17.542	3:41.793	120.130
4	14:58.140	3:40.598	120.781
5	18:37.809	3:39.669	121.291
6	22:17.342	3:39.533	121.367

12 21 Alan CONNOR

Total Time **22:18.241** Avg Speed **119.122** Behind **1:24.914**
Best Time **3:38.062** Best Speed **122.185** On **6** Gp **a**

Lap	Elapsed Time	Lap Time	Lap Speed
1	3:54.082	3:54.082	111.904
2	7:38.692	3:44.610	118.623
3	11:19.819	3:41.127	120.492
4	15:00.180	3:40.361	120.911
5	18:40.179	3:39.999	121.109
6	22:18.241	3:38.062	122.185

Race Classification

13 52 Russ MOUNTFORD

Total Time **22:20.275** Avg Speed **118.942** Behind **1:26.948**
Best Time **3:41.053** Best Speed **120.532** On **6** Gp **b**

Lap	Elapsed Time	Lap Time	Lap Speed
1	3:49.884	3:49.884	113.947
2	7:33.950	3:44.066	118.911
3	11:16.155	3:42.205	119.907
4	14:58.075	3:41.920	120.061
5	18:39.222	3:41.147	120.481
6	22:20.275	3:41.053	120.532

14 40 Dan STEWART

Total Time **22:30.604** Avg Speed **118.032** Behind **1:37.277**
Best Time **3:39.687** Best Speed **121.281** On **6** Gp **a**

Lap	Elapsed Time	Lap Time	Lap Speed
1	3:58.107	3:58.107	110.012
2	7:47.104	3:48.997	116.351
3	11:30.781	3:43.677	119.118
4	15:11.182	3:40.401	120.889
5	18:50.917	3:39.735	121.255
6	22:30.604	3:39.687	121.281

15 58 Ben WYLIE

Total Time **22:40.705** Avg Speed **117.156** Behind **1:47.378**
Best Time **3:40.116** Best Speed **121.045** On **6** Gp **a**

Lap	Elapsed Time	Lap Time	Lap Speed
1	3:57.998	3:57.998	110.063
2	7:48.011	3:50.013	115.837
3	11:33.161	3:45.150	118.339
4	15:17.986	3:44.825	118.510
5	19:00.589	3:42.603	119.693
6	22:40.705	3:40.116	121.045

16 71 Davy MORGAN

Total Time **22:40.748** Avg Speed **117.152** Behind **1:47.421**
Best Time **3:41.895** Best Speed **120.075** On **6** Gp **b**

Lap	Elapsed Time	Lap Time	Lap Speed
1	3:57.209	3:57.209	110.429
2	7:43.566	3:46.357	117.708
3	11:29.107	3:45.541	118.134
4	15:14.145	3:45.038	118.398
5	18:58.853	3:44.708	118.571
6	22:40.748	3:41.895	120.075



MCUI Ulster
Centre Timing
powered by
e-Laps timing software

www.elaps-timing.com



METZELER ULSTER GRAND PRIX BIKE WEEK

SUPERSTOCK

Race 2 - Lisburn City Council Superstock

Saturday, 17 August 2013

DETAILED RESULT



Race Classification

17 27 Dave HEWSON

Total Time **22:43.025** Avg Speed **116.956** Behind **1:49.698**
Best Time **3:43.733** Best Speed **119.088** On **6** Gp **b**

Lap	Elapsed Time	Lap Time	Lap Speed
1	3:56.476	3:56.476	110.771
2	7:44.480	3:48.004	116.857
3	11:29.256	3:44.776	118.536
4	15:14.563	3:45.307	118.256
5	18:59.292	3:44.729	118.560
6	22:43.025	3:43.733	119.088

18 24 Callum LAIDLAW

Total Time **22:59.267** Avg Speed **115.579** Behind **2:05.940**
Best Time **3:44.124** Best Speed **118.880** On **6** Gp **b**

Lap	Elapsed Time	Lap Time	Lap Speed
1	3:59.857	3:59.857	109.210
2	7:50.678	3:50.821	115.431
3	11:41.846	3:51.168	115.258
4	15:29.269	3:47.423	117.156
5	19:15.143	3:45.874	117.959
6	22:59.267	3:44.124	118.880

19 29 Paul CRANSTON

Total Time **23:07.594** Avg Speed **114.886** Behind **2:14.267**
Best Time **3:47.454** Best Speed **117.140** On **5** Gp **b**

Lap	Elapsed Time	Lap Time	Lap Speed
1	3:59.242	3:59.242	109.490
2	7:51.300	3:52.058	114.816
3	11:43.924	3:52.624	114.537
4	15:32.328	3:48.404	116.653
5	19:19.782	3:47.454	117.140
6	23:07.594	3:47.812	116.956

20 23 Dennis BOOTH

Total Time **23:17.974** Avg Speed **114.033** Behind **2:24.647**
Best Time **3:47.658** Best Speed **117.035** On **6** Gp **b**

Lap	Elapsed Time	Lap Time	Lap Speed
1	4:06.999	4:06.999	106.052
2	8:00.666	3:53.667	114.025
3	11:52.514	3:51.848	114.920
4	15:40.738	3:48.224	116.745
5	19:30.316	3:49.578	116.056
6	23:17.974	3:47.658	117.035

Race Classification

21 43 Robert McCRUM

Total Time **23:43.512** Avg Speed **111.987** Behind **2:50.185**
Best Time **3:49.698** Best Speed **115.996** On **6** Gp **b**

Lap	Elapsed Time	Lap Time	Lap Speed
1	4:14.290	4:14.290	103.011
2	8:13.108	3:58.818	111.566
3	12:10.150	3:57.042	112.402
4	16:01.700	3:51.550	115.068
5	19:53.814	3:52.114	114.788
6	23:43.512	3:49.698	115.996

22 56 Anthony McCOLGAN

Total Time **23:43.967** Avg Speed **111.951** Behind **2:50.640**
Best Time **3:49.689** Best Speed **116.000** On **6** Gp **b**

Lap	Elapsed Time	Lap Time	Lap Speed
1	4:11.416	4:11.416	104.189
2	8:11.821	4:00.405	110.829
3	12:09.265	3:57.444	112.212
4	16:02.231	3:52.966	114.368
5	19:54.278	3:52.047	114.821
6	23:43.967	3:49.689	116.000

23 37 Andrew TAYLOR

Total Time **23:45.874** Avg Speed **111.801** Behind **2:52.547**
Best Time **3:52.644** Best Speed **114.527** On **6** Gp **b**

Lap	Elapsed Time	Lap Time	Lap Speed
1	4:01.668	4:01.668	108.391
2	7:58.198	3:56.530	112.645
3	11:58.008	3:59.810	111.104
4	15:55.850	3:57.842	112.024
5	19:53.230	3:57.380	112.242
6	23:45.874	3:52.644	114.527

24 20 Paul DUCKETT

Total Time **24:00.447** Avg Speed **110.670** Behind **3:07.120**
Best Time **3:54.472** Best Speed **113.634** On **4** Gp **b**

Lap	Elapsed Time	Lap Time	Lap Speed
1	4:13.038	4:13.038	103.521
2	8:13.402	4:00.364	110.848
3	12:10.522	3:57.120	112.365
4	16:04.994	3:54.472	113.634
5	20:02.768	3:57.774	112.056
6	24:00.447	3:57.679	112.101

Not Classified



MCUI Ulster
Centre Timing
powered by
e-Laps timing software

www.elaps-timing.com



METZELER ULSTER GRAND PRIX BIKE WEEK

SUPERSTOCK

Race 2 - Lisburn City Council Superstock

Saturday, 17 August 2013

DETAILED RESULT



Not Classified

DNF 98 Paul OWEN

Total Time **15:24.095** Avg Speed **114.844** Behind **2 Laps**

Best Time **3:45.687** Best Speed **118.057** On **3** Gp **b**

Lap	Elapsed Time	Lap Time	Lap Speed
1	3:54.417	3:54.417	111.744
2	7:43.279	3:48.862	116.419
3	11:28.966	3:45.687	118.057
4	15:24.095	3:55.129	113.316

DNF 28 Paul GARTLAND

Total Time **15:38.166** Avg Speed **113.121** Behind **14.071**

Best Time **3:51.512** Best Speed **115.087** On **2** Gp **b**

Lap	Elapsed Time	Lap Time	Lap Speed
1	3:58.179	3:58.179	109.979
2	7:49.691	3:51.512	115.087
3	11:43.861	3:54.170	113.780
4	15:38.166	3:54.305	113.715



MCUI Ulster
Centre Timing
powered by
e-Laps timing software

www.elaps-timing.com



METZELER ULSTER GRAND PRIX BIKE WEEK

SUPERSTOCK

Race 2 - Lisburn City Council Superstock

LAP CHART



1					2					3				
No	Name	G	Elapsed Time	Lap Time	No	Name	G	Elapsed Time	Lap Time	No	Name	G	Elapsed Time	Lap Time
7	Gary JOHNSON	a	3:36.806	3:36.806	7	Gary JOHNSON	a	7:06.164	3:29.358	9	Michael DUNLOP	a	10:34.255	3:27.617
9	Michael DUNLOP	a	3:37.062	3:37.062	9	Michael DUNLOP	a	7:06.638	3:29.576	7	Gary JOHNSON	a	10:34.544	3:28.380
5	Bruce ANSTEY	a	3:38.800	3:38.800	2	Ian LOUGHER	a	7:11.818	3:32.366	1	Dean HARRISON	a	10:44.070	3:31.542
2	Ian LOUGHER	a	3:39.452	3:39.452	5	Bruce ANSTEY	a	7:11.941	3:33.141	2	Ian LOUGHER	a	10:44.376	3:32.558
1	Dean HARRISON	a	3:41.107	3:41.107	1	Dean HARRISON	a	7:12.528	3:31.421	5	Bruce ANSTEY	a	10:44.689	3:32.748
35	Derek SHEILS	a	3:45.129	3:45.129	35	Derek SHEILS	a	7:19.942	3:34.813	35	Derek SHEILS	a	10:53.859	3:33.917
11	Stephen THOMPSON	a	3:49.332	3:49.332	11	Stephen THOMPSON	a	7:31.612	3:42.280	14	Daniel COOPER	a	11:11.475	3:39.675
52	Russ MOUNTFORD	b	3:49.884	3:49.884	14	Daniel COOPER	a	7:31.800	3:40.831	11	Stephen THOMPSON	a	11:12.060	3:40.448
14	Daniel COOPER	a	3:50.969	3:50.969	52	Russ MOUNTFORD	b	7:33.950	3:44.066	72	Gareth KEYS	a	11:15.902	3:40.820
69	Paul SHOESMITH	a	3:52.879	3:52.879	72	Gareth KEYS	a	7:35.082	3:42.064	69	Paul SHOESMITH	a	11:16.120	3:40.272
72	Gareth KEYS	a	3:53.018	3:53.018	33	Mark PARRETT	a	7:35.749	3:42.439	52	Russ MOUNTFORD	b	11:16.155	3:42.205
33	Mark PARRETT	a	3:53.310	3:53.310	69	Paul SHOESMITH	a	7:35.848	3:42.969	33	Mark PARRETT	a	11:17.542	3:41.793
21	Alan CONNOR	a	3:54.082	3:54.082	21	Alan CONNOR	a	7:38.692	3:44.610	21	Alan CONNOR	a	11:19.819	3:41.127
98	Paul OWEN	b	3:54.417	3:54.417	98	Paul OWEN	b	7:43.279	3:48.862	98	Paul OWEN	b	11:28.966	3:45.687
27	Dave HEWSON	b	3:56.476	3:56.476	71	Davy MORGAN	b	7:43.566	3:46.357	71	Davy MORGAN	b	11:29.107	3:45.541
71	Davy MORGAN	b	3:57.209	3:57.209	27	Dave HEWSON	b	7:44.480	3:48.004	27	Dave HEWSON	b	11:29.256	3:44.776
58	Ben WYLIE	a	3:57.998	3:57.998	40	Dan STEWART	a	7:47.104	3:48.997	40	Dan STEWART	a	11:30.781	3:43.677
40	Dan STEWART	a	3:58.107	3:58.107	58	Ben WYLIE	a	7:48.011	3:50.013	58	Ben WYLIE	a	11:33.161	3:45.150
28	Paul GARTLAND	b	3:58.179	3:58.179	28	Paul GARTLAND	b	7:49.691	3:51.512	24	Callum LAIDLAW	b	11:41.846	3:51.168
29	Paul CRANSTON	b	3:59.242	3:59.242	24	Callum LAIDLAW	b	7:50.678	3:50.821	28	Paul GARTLAND	b	11:43.861	3:54.170
24	Callum LAIDLAW	b	3:59.857	3:59.857	29	Paul CRANSTON	b	7:51.300	3:52.058	29	Paul CRANSTON	b	11:43.924	3:52.624
37	Andrew TAYLOR	b	4:01.668	4:01.668	37	Andrew TAYLOR	b	7:58.198	3:56.530	23	Dennis BOOTH	b	11:52.514	3:51.848
23	Dennis BOOTH	b	4:06.999	4:06.999	23	Dennis BOOTH	b	8:00.666	3:53.667	37	Andrew TAYLOR	b	11:58.008	3:59.810
56	Anthony McCOLGAN	b	4:11.416	4:11.416	56	Anthony McCOLGAN	b	8:11.821	4:00.405	56	Anthony McCOLGAN	b	12:09.265	3:57.444
20	Paul DUCKETT	b	4:13.038	4:13.038	43	Robert McCRUM	b	8:13.108	3:58.818	43	Robert McCRUM	b	12:10.150	3:57.042
43	Robert McCRUM	b	4:14.290	4:14.290	20	Paul DUCKETT	b	8:13.402	4:00.364	20	Paul DUCKETT	b	12:10.522	3:57.120

METZELER ULSTER GRAND PRIX BIKE WEEK

SUPERSTOCK

Race 2 - Lisburn City Council Superstock

LAP CHART

**4**

No	Name	G	Elapsed Time	Lap Time
9	Michael DUNLOP	a	14:00.203	3:25.948
7	Gary JOHNSON	a	14:01.289	3:26.745
2	Ian LOUGHER	a	14:16.559	3:32.183
1	Dean HARRISON	a	14:16.647	3:32.577
5	Bruce ANSTEY	a	14:16.873	3:32.184
35	Derek SHEILS	a	14:26.859	3:33.000
14	Daniel COOPER	a	14:49.851	3:38.376
11	Stephen THOMPSON	a	14:50.315	3:38.255
72	Gareth KEYS	a	14:55.146	3:39.244
69	Paul SHOESMITH	a	14:55.209	3:39.089
52	Russ MOUNTFORD	b	14:58.075	3:41.920
33	Mark PARRETT	a	14:58.140	3:40.598
21	Alan CONNOR	a	15:00.180	3:40.361
40	Dan STEWART	a	15:11.182	3:40.401
71	Davy MORGAN	b	15:14.145	3:45.038
27	Dave HEWSON	b	15:14.563	3:45.307
58	Ben WYLIE	a	15:17.986	3:44.825
98	Paul OWEN	b	15:24.095	3:55.129
24	Callum LAIDLAW	b	15:29.269	3:47.423
29	Paul CRANSTON	b	15:32.328	3:48.404
28	Paul GARTLAND	b	15:38.166	3:54.305
23	Dennis BOOTH	b	15:40.738	3:48.224
37	Andrew TAYLOR	b	15:55.850	3:57.842
43	Robert McCRUM	b	16:01.700	3:51.550
56	Anthony McCOLGAN	b	16:02.231	3:52.966
20	Paul DUCKETT	b	16:04.994	3:54.472

5

No	Name	G	Elapsed Time	Lap Time
9	Michael DUNLOP	a	17:24.994	3:24.791
7	Gary JOHNSON	a	17:29.691	3:28.402
1	Dean HARRISON	a	17:45.547	3:28.900
5	Bruce ANSTEY	a	17:45.697	3:28.824
2	Ian LOUGHER	a	17:46.821	3:30.262
35	Derek SHEILS	a	17:59.205	3:32.346
14	Daniel COOPER	a	18:27.100	3:37.249
11	Stephen THOMPSON	a	18:27.839	3:37.524
72	Gareth KEYS	a	18:33.862	3:38.716
69	Paul SHOESMITH	a	18:34.042	3:38.833
33	Mark PARRETT	a	18:37.809	3:39.669
52	Russ MOUNTFORD	b	18:39.222	3:41.147
21	Alan CONNOR	a	18:40.179	3:39.999
40	Dan STEWART	a	18:50.917	3:39.735
71	Davy MORGAN	b	18:58.853	3:44.708
27	Dave HEWSON	b	18:59.292	3:44.729
58	Ben WYLIE	a	19:00.589	3:42.603
24	Callum LAIDLAW	b	19:15.143	3:45.874
29	Paul CRANSTON	b	19:19.782	3:47.454
23	Dennis BOOTH	b	19:30.316	3:49.578
37	Andrew TAYLOR	b	19:53.230	3:57.380
43	Robert McCRUM	b	19:53.814	3:52.114
56	Anthony McCOLGAN	b	19:54.278	3:52.047
20	Paul DUCKETT	b	20:02.768	3:57.774

6

No	Name	G	Elapsed Time	Lap Time
9	Michael DUNLOP	a	20:53.327	3:28.333
7	Gary JOHNSON	a	20:59.998	3:30.307
5	Bruce ANSTEY	a	21:12.871	3:27.174
1	Dean HARRISON	a	21:13.183	3:27.636
2	Ian LOUGHER	a	21:17.538	3:30.717
35	Derek SHEILS	a	21:32.876	3:33.671
11	Stephen THOMPSON	a	22:05.045	3:37.206
14	Daniel COOPER	a	22:05.415	3:38.315
72	Gareth KEYS	a	22:11.703	3:37.841
69	Paul SHOESMITH	a	22:11.773	3:37.731
33	Mark PARRETT	a	22:17.342	3:39.533
21	Alan CONNOR	a	22:18.241	3:38.062
52	Russ MOUNTFORD	b	22:20.275	3:41.053
40	Dan STEWART	a	22:30.604	3:39.687
58	Ben WYLIE	a	22:40.705	3:40.116
71	Davy MORGAN	b	22:40.748	3:41.895
27	Dave HEWSON	b	22:43.025	3:43.733
24	Callum LAIDLAW	b	22:59.267	3:44.124
29	Paul CRANSTON	b	23:07.594	3:47.812
23	Dennis BOOTH	b	23:17.974	3:47.658
43	Robert McCRUM	b	23:43.512	3:49.698
56	Anthony McCOLGAN	b	23:43.967	3:49.689
37	Andrew TAYLOR	b	23:45.874	3:52.644
20	Paul DUCKETT	b	24:00.447	3:57.679