



ULSTER GRAND PRIX BIKE WEEK
Wednesday 14th – Saturday 17th August 2013

promoted by
Dundrod & District Motorcycle Club
www.ulstergrandprix.net



VAUXHALL
TOWNPARKS VAUXHALL
ULTRA-LIGHTWEIGHT
(125cc GP / MOTO 3 / MOTO 450)



LISBURN
CITY COUNCIL



Supporters Club

Aer Lingus
Great Care. Great Fare.



Lidl Northern Ireland
Proud to serve you



BBC SPORT NI greenlighttv

northernireland
tourist board

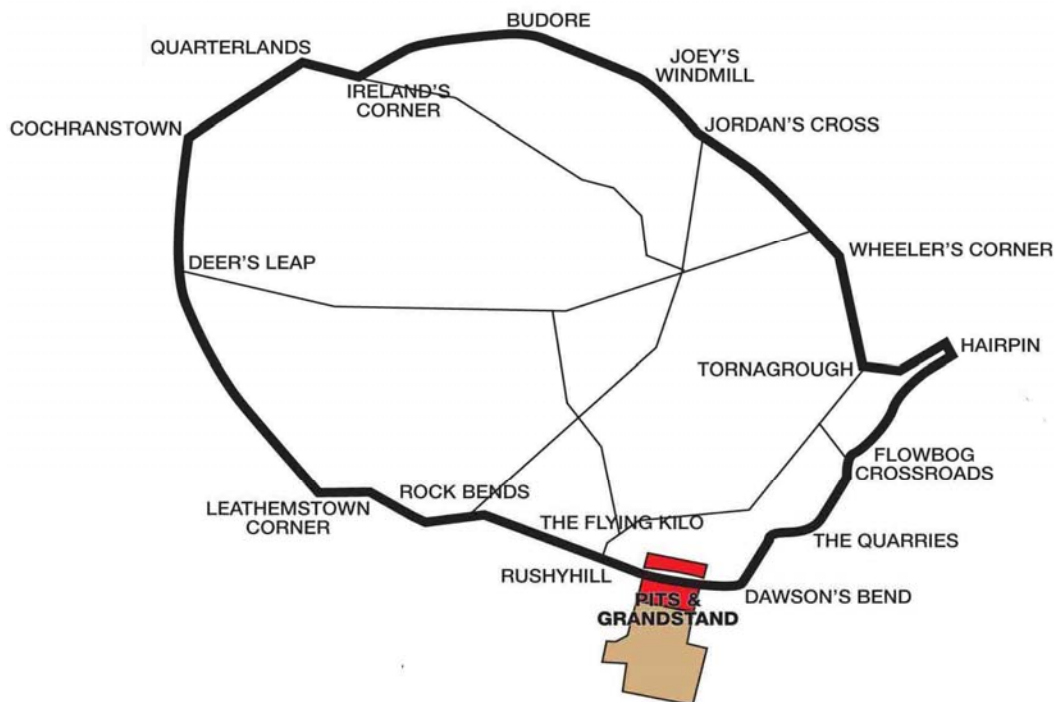


2&4
WHEEL MOTORSPORT
STEERING GROUP LTD.

Department of
Culture, Arts
and Leisure
www.doaini.gov.uk

News Letter

Dundrod Circuit 7.4011 miles



LAP RECORDS

Class	Name	Machine	m s	mph	Year
125cc	William Dunlop	Honda	3 55.017	113.370	2009
Moto 3	Maria Costello	Honda 250	4 17.963	103.286	2012
250cc	Darran Lindsay	Honda	3 38.634	121.866	2006
400cc	Jason Griffiths	Yamaha 400	3 58.43	111.748	2003
Moto 450	Paul Owen	Yamaha	4 36.889	96.226	2011
Supertwin	Ryan Farquhar	Kawasaki 650	3 44.917	118.461	2012
Supersport	Michael Dunlop	Yamaha	3 27.187	128.599	2010
Superstock	Ian Hutchinson	Honda	3 21.599	132.163	2010
Superbike	Bruce Anstey	Suzuki	3 18.870	133.977	2010
Challenge 1000cc	Rob Barber	BMW	3 26.303	129.150	2012
National 750cc	Lee Johnston	Honda 600	3 36.269	123.198	2012

MOST WINS at the ULSTER GP

Joey Dunlop	24	1979 - 99
Ian Lougher	17	1998 - 11
Phillip McCallen	14	1991 - 96
Brian Reid	9	1983 - 92
Robert Dunlop	9	1990 - 03
Ryan Farquhar	9	2002 - 12
Bruce Anstey	8	2003 - 12
Guy Martin	8	2006 - 12

MOST WINS at the DUNDROD 150

Joey Dunlop	24	1976 - 94
Bob Jackson	11	1981 - 98
Ray McCullough	10	1965 - 82
Brian Reid	8	1984 - 93
Robert Dunlop	8	1984 - 07
Denis McCullough	7	1989 - 00
Ian McGregor	5	1966 - 75
Denis Gallagher	5	1971 - 00
Johnny Rea	5	1989 - 94

ALL TIME IRISH ROAD RACE WINNERS (after Mid-Antrim 150 2013)

Most Wins at All Irish Road Race Meetings

1. Ryan Farquhar	199	1995-12
2. Joey Dunlop	156	1971-00
3. Robert Dunlop	135	1980-08
4. Ray McCullough	109	1960-82
Phillip McCallen	109	1987-99
6. William Dunlop	90	2005-13
7. Brian Reid	78	1980-94
8. Michael Dunlop	77	2006-13
9. Darran Lindsay	75	1999-06
10. James Courtney	66	1992-99

METZELER ULSTER GRAND PRIX BIKE WEEK

ULTRA-LIGHTWEIGHT & LIGHTWEIGHT

UGP Qualifying

Thursday, 15 August 2013




Ultra-Lightweight (125GP / Moto 3 / Moto 450)

Pos	Class	No	Name	Machine / Sponsor	Time	Best Lap Behind	Speed	On	Total Laps
Qualifying Classification									
1	ULW	90	Ian LOUGHER	Honda 125 - Matt Jackson Racing	4:19.168		102.806	3	3
2	ULW	47	Christian ELKIN	Honda Moto 3 - Bob Wylie Racing	4:20.313	1.145	102.354	3	3
3	ULW	16	Warren REEVE	Honda 125 - Flexipatch	4:29.918	10.750	98.711	3	3
4	ULW	9	William COWDEN	Honda 125	4:31.039	11.871	98.303	2	2
5	ULW	5	Paul JORDAN	Honda 125	4:31.161	11.993	98.259	2	3
6	ULW	13	Sam WILSON	Honda 125 - Roy Hanna Motors	4:33.768	14.600	97.323	3	3
7	ULW	20	Sam DUNLOP	Honda 125	4:39.467	20.299	95.338	2	3
8	ULW	10	Rene LOHSE	Honda 125	4:39.615	20.447	95.288	3	3
9	ULW	2	John COOKE	Honda 125	4:39.946	20.778	95.175	2	3
10	ULW	14	Jack SANDS	Honda 125	4:40.454	21.286	95.003	2	3
11	ULW	7	Mick CHATTERTON	Honda 125	4:46.220	27.052	93.089	3	3
12	ULW	15	Stephen LYND	Honda 125	4:48.210	29.042	92.446	3	3
13	ULW	11	Peter McKILLOP	Honda 125	4:56.150	36.982	89.968	3	3
14	ULW	12	Anders LARSSON	Honda 125	5:13.611	54.443	84.959	2	3
15	ULW	8	Laird SHINGLETON	Honda 125	5:18.363	59.195	83.691	2	3
16	ULW	1	Malcolm LOVE	Aprilia 125	5:48.005	1:28.837	76.562	1	1
17	ULW	18	Paul ROBINSON	Aprilia 125 - Stoneyford Concrete	13:28.659	9:09.491	32.948	1	1

Provisional result to be confirmed by the Stewards of the Meeting subject to completion of technical inspections & the time limit for protests

Page 2 / 2

Circuit	Dundrod	Signed		Organising Club	Dundrod & District MCC
Length(miles)	7.4011 Lap 1 (7.2763)	Chief Timekeeper		Qualifying Started	13:16
Weather	Cloudy	Issued At: 13:50			
Track	Dry				



MCUI Ulster
Centre Timing
powered by
e-Laps timing software

www.elaps-timing.com



METZELER ULSTER GRAND PRIX BIKE WEEK

ULTRA-LIGHTWEIGHT & LIGHTWEIGHT

UGP Qualifying

Thursday, 15 August 2013

DETAILED RESULT

Ultra-Lightweight (125GP / Moto 3 / Moto 4



Qualifying Classification

Position

1	90 Ian LOUGHER	ULW	Behind	
Best Time	4:19.168	Best Speed	102.806	On 3 Gp a
Lap	Elapsed Time	Lap Time	Lap Speed	
1	6:25.774	6:25.774	67.902	
2	10:48.357	4:22.583	101.469	
3	15:07.525	4:19.168	102.806	

2	47 Christian ELKIN	ULW	Behind	1.145
Best Time	4:20.313	Best Speed	102.354	On 3 Gp a
Lap	Elapsed Time	Lap Time	Lap Speed	
1	5:52.101	5:52.101	74.395	
2	10:20.529	4:28.428	99.259	
3	14:40.842	4:20.313	102.354	

3	16 Warren REEVE	ULW	Behind	10.750
Best Time	4:29.918	Best Speed	98.711	On 3 Gp a
Lap	Elapsed Time	Lap Time	Lap Speed	
1	4:53.146	4:53.146	89.357	
2	9:24.089	4:30.943	98.338	
3	13:54.007	4:29.918	98.711	

4	9 William COWDEN	ULW	Behind	11.871
Best Time	4:31.039	Best Speed	98.303	On 2 Gp a
Lap	Elapsed Time	Lap Time	Lap Speed	
1	4:52.342	4:52.342	89.603	
2	9:23.381	4:31.039	98.303	

5	5 Paul JORDAN	ULW	Behind	11.993
Best Time	4:31.161	Best Speed	98.259	On 2 Gp a
Lap	Elapsed Time	Lap Time	Lap Speed	
1	5:52.571	5:52.571	74.296	
2	10:23.732	4:31.161	98.259	
3	14:56.401	4:32.669	97.715	

Ultra-Lightweight (125GP / Moto 3 / Moto 4

Qualifying Classification

Position

6	13 Sam WILSON	ULW	Behind	14.600
Best Time	4:33.768	Best Speed	97.323	On 3 Gp a
Lap	Elapsed Time	Lap Time	Lap Speed	
1	5:42.682	5:42.682	76.440	
2	10:18.967	4:36.285	96.437	
3	14:52.735	4:33.768	97.323	

7	20 Sam DUNLOP	ULW	Behind	20.299
Best Time	4:39.467	Best Speed	95.338	On 2 Gp a
Lap	Elapsed Time	Lap Time	Lap Speed	
1	5:47.942	5:47.942	75.285	
2	10:27.409	4:39.467	95.338	
3	15:08.498	4:41.089	94.788	

8	10 Rene LOHSE	ULW	Behind	20.447
Best Time	4:39.615	Best Speed	95.288	On 3 Gp a
Lap	Elapsed Time	Lap Time	Lap Speed	
1	5:49.186	5:49.186	75.016	
2	10:30.886	4:41.700	94.583	
3	15:10.501	4:39.615	95.288	

9	2 John COOKE	ULW	Behind	20.778
Best Time	4:39.946	Best Speed	95.175	On 2 Gp a
Lap	Elapsed Time	Lap Time	Lap Speed	
1	5:46.187	5:46.187	75.666	
2	10:26.133	4:39.946	95.175	
3	15:10.136	4:44.003	93.816	

10	14 Jack SANDS	ULW	Behind	21.286
Best Time	4:40.454	Best Speed	95.003	On 2 Gp a
Lap	Elapsed Time	Lap Time	Lap Speed	
1	5:23.915	5:23.915	80.869	
2	10:04.369	4:40.454	95.003	
3	15:03.222	4:58.853	89.154	

METZELER ULSTER GRAND PRIX BIKE WEEK

ULTRA-LIGHTWEIGHT & LIGHTWEIGHT

UGP Qualifying

Thursday, 15 August 2013

DETAILED RESULT

Ultra-Lightweight (125GP / Moto 3 / Moto 4



Qualifying Classification

Position

11 7 Mick CHATTERTON

ULW Behind 27.052

Best Time 4:46.220 Best Speed 93.089 On 3 Gp a

Lap	Elapsed Time	Lap Time	Lap Speed
1	5:48.902	5:48.902	75.077
2	10:37.154	4:48.252	92.433
3	15:23.374	4:46.220	93.089

12 15 Stephen LYND

ULW Behind 29.042

Best Time 4:48.210 Best Speed 92.446 On 3 Gp a

Lap	Elapsed Time	Lap Time	Lap Speed
1	6:25.944	6:25.944	67.872
2	11:14.515	4:48.571	92.331
3	16:02.725	4:48.210	92.446

13 11 Peter McKILLOP

ULW Behind 36.982

Best Time 4:56.150 Best Speed 89.968 On 3 Gp a

Lap	Elapsed Time	Lap Time	Lap Speed
1	5:59.026	5:59.026	72.960
2	11:01.426	5:02.400	88.108
3	15:57.576	4:56.150	89.968

14 12 Anders LARSSON

ULW Behind 54.443

Best Time 5:13.611 Best Speed 84.959 On 2 Gp a

Lap	Elapsed Time	Lap Time	Lap Speed
1	6:02.563	6:02.563	72.249
2	11:16.174	5:13.611	84.959
3	16:29.862	5:13.688	84.938

15 8 Laird SHINGLETON

ULW Behind 59.195

Best Time 5:18.363 Best Speed 83.691 On 2 Gp a

Lap	Elapsed Time	Lap Time	Lap Speed
1	5:36.509	5:36.509	77.842
2	10:54.872	5:18.363	83.691
3	16:18.654	5:23.782	82.290

Ultra-Lightweight (125GP / Moto 3 / Moto 4

Qualifying Classification

Position

16 1 Malcolm LOVE

ULW Behind 1:28.837

Best Time 5:48.005 Best Speed 76.562 On 1 Gp a

Lap	Elapsed Time	Lap Time	Lap Speed
1	5:48.005	5:48.005	75.271

17 18 Paul ROBINSON

ULW Behind 9:09.491

Best Time 13:28.659 Best Speed 32.948 On 1 Gp a

Lap	Elapsed Time	Lap Time	Lap Speed
1	13:28.659	13:28.659	32.393

Speed TrapLightweight & Ultralightweight 2nd Practice

<u>No.</u>	<u>Name</u>	<u>Lap 1</u>	<u>Lap 2</u>	<u>Lap 3</u>	<u>Lap 4</u>
1	Malcolm LOVE	113			
5	Paul JORDAN			132	
7	Mick CHATTERTON		118		
9	William COWDEN	121	123		
10	Rene LOHSE		123		
11	Peter McKILLOP	121			119
12	Anders LARSSON		127		
14	Jack SANDS	129	122		
15	Stephen LYND				123
17	Stephen DAVISON				125
20	Sam DUNLOP		130	131	
21	Alan CONNOR		141		
24	Callum LAIDLAW	136	125		
27	Eric LENSER			143	
28	Paul GARTLAND		141		
31	Shaun ANDERSON			133	
36	Michael PEARSON			141	
37	John ELLA		146		
38	Paul MAGUIRE	119			
41	Maria COSTELLO		135		
42	William DAVISON	134	146		
43	Robert McCURM	120		142	
46	Paul SHOESMITH		144		
47	Christian ELKIN	141			
48	Veronika HANKOCY		131		
50	Andy McPHERSON		133		
53	Sandy BERWICK		119	143	
54	Johnny McCAY	130	130	132	
57	Ian MORRELL		143		
58	Andrew McMULLAN	132	129		
59	Ivan LINTIN		146		
61	Mark PARRETT		127		
64	Anthony AMBLER		121		
65	Davie BLACK	140			
70	William HARA	133			
74	Tommy HENRY	134			
78	Michal DOKOUPIL			136	
79	John McALLISTER		130	131	
90	Ian LOUGHER	115	131		
95	Gary JOHNSON	136			
97	John WALSH	136	134		
99	Sam WILSON			131	
118	Lee JOHNSTON			142	138

METZELER ULSTER GRAND PRIX BIKE WEEK

ULTRA-LIGHTWEIGHT & LIGHTWEIGHT

Dundrod 7.401 Miles

Race 3 - Townparks Vauxhall Ultra-Lightweight & Lightweight

17/08/2013 13:00

Race (6 Laps)

RACE 3 - ULTRA-LIGHTWEIGHT & LIGHTWEIGHT
Page 1 of 2

	D	C	B	A		14
				18		13
	C	B	A			12
7		14	2	10		11
D	C	B	A			10
	20	13	5			9
	C	B	A			8
9		16	47	90	B	7
D	C	B	A			6
						5
51		73	41	95		4
D	C	B	A			3
	72	28	71			2
	C	B	A			1
61		31	46	57		
D	C	B	A			
	97	24	68			
	C	B	A			
82		44	118	59	A	
D	C	B	A			
					POLE POSITION	



METZELER ULSTER GRAND PRIX BIKE WEEK

ULTRA-LIGHTWEIGHT & LIGHTWEIGHT

Dundrod 7.401 Miles

Race 3 - Townparks Vauxhall Ultra-Lightweight & Lightweight

17/08/2013 13:00

Race (6 Laps)

RACE 3 - ULTRA-LIGHTWEIGHT & LIGHTWEIGHT
Page 2 of 2

			8		12				24
			B		A				
11		15		85		84			23
D		C		B		A			
	32		17		67				22
	C		B		A				
39		89		79		48		D	21
D		C		B		A			
<hr/>									
		80		65		64		54	20
		C		B		A			
		D		C		B		A	19
	37		70		53				18
	C		B		A				
27		50		74		69			17
D		C		B		A			
	38		58		43				16
	C		B		A				
78		83		62		29		C	15
D		C		B		A			

METZELER ULSTER GRAND PRIX BIKE WEEK

ULTRA-LIGHTWEIGHT & LIGHTWEIGHT

Race 3 - Townparks Vauxhall Ultra-Lightweight / Lightweight


Saturday, 17 August 2013



Ultra-Lightweight (125GP / Moto 3 / Moto 450)

Pos	Class	No	Name	Machine / Sponsor	Gp	Laps	Total Time	Behind	Speed	-----Best Lap-----		
										Time	Speed	On
Race Classification												
1	ULW	90	Ian LOUGHER	Honda 125 - Matt Jackson Racing	b	3	12:27.528		106.327	4:07.457	107.671	2
2	ULW	47	Christian ELKIN	Honda Moto 3 - Bob Wylie Racing	b	3	12:27.867	0.339	106.279	4:06.683	108.009	2
3	ULW	5	Paul JORDAN	Honda 125	b	3	12:55.125	27.597	102.542	4:16.931	103.701	3
4	ULW	18	Paul ROBINSON	Aprilia 125 - Stoneyford Concrete	b	3	12:57.531	30.003	102.224	4:17.132	103.620	3
5	ULW	2	John COOKE	Honda 125	b	3	13:02.434	34.906	101.584	4:18.921	102.904	3
6	ULW	9	William COWDEN	Honda 125	b	3	13:02.579	35.051	101.565	4:18.926	102.902	3
7	ULW	20	Sam DUNLOP	Honda 125	b	3	13:07.421	39.893	100.940	4:19.878	102.525	3
8	ULW	10	Rene LOHSE	Honda 125	b	3	13:07.841	40.313	100.887	4:20.067	102.450	3
9	ULW	14	Jack SANDS	Honda 125	b	3	13:37.996	1:10.468	97.167	4:31.644	98.084	3
10	ULW	15	Stephen LYND	Honda 125	d	3	13:46.029	1:18.501	96.223	4:33.621	97.375	2
11	ULW	12	Anders LARSSON	Honda 125	b	3	13:48.278	1:20.750	95.961	4:32.313	97.843	3
12	ULW	8	Laird SHINGLETON	Honda 125	d	2	10:00.817	1 Lap	87.945	4:56.465	89.872	2
Fastest Lap												
	ULW	47	Christian ELKIN	Honda Moto 3 - Bob Wylie Racing	b					4:06.683	108.009	2
Not Classified												
DNF	ULW	16	Warren REEVE	Honda 125 - Flexipatch	b	1	4:23.567	16.951	99.385	4:23.567	99.385	1

Provisional result to be confirmed by the Stewards of the Meeting subject to completion of technical inspections & the time limit for protests

Circuit	Dundrod	Signed		Organising Club	Dundrod & District MCC
Length(miles)	7.4011 Lap 1 (7.2763)		Chief Timekeeper	Race Started	14:02
Weather	Cloudy	Issued At:	14:39	Gp Time Diff -	b 30.57 / c 64.48 / d 97.15
Track	Dry				

METZELER ULSTER GRAND PRIX BIKE WEEK

ULTRA-LIGHTWEIGHT & LIGHTWEIGHT

Race 3 - Townparks Vauxhall Ultra-Lightweight / Lightweight

Saturday, 17 August 2013

DETAILED RESULT



Ultra-Lightweight (125GP / Moto 3 / Mo

Race Classification

1 90 Ian LOUGHER

Total Time **12:27.528** Avg Speed **106.327** Behind
Best Time **4:07.457** Best Speed **107.671** On **2** Gp **b**

Lap	Elapsed Time	Lap Time	Lap Speed
1	4:12.128	4:12.128	103.894
2	8:19.585	4:07.457	107.671
3	12:27.528	4:07.943	107.460

2 47 Christian ELKIN

Total Time **12:27.867** Avg Speed **106.279** Behind **0.339**
Best Time **4:06.683** Best Speed **108.009** On **2** Gp **b**

Lap	Elapsed Time	Lap Time	Lap Speed
1	4:13.128	4:13.128	103.484
2	8:19.811	4:06.683	108.009
3	12:27.867	4:08.056	107.411

3 5 Paul JORDAN

Total Time **12:55.125** Avg Speed **102.542** Behind **27.597**
Best Time **4:16.931** Best Speed **103.701** On **3** Gp **b**

Lap	Elapsed Time	Lap Time	Lap Speed
1	4:20.546	4:20.546	100.538
2	8:38.194	4:17.648	103.412
3	12:55.125	4:16.931	103.701

4 18 Paul ROBINSON

Total Time **12:57.531** Avg Speed **102.224** Behind **30.003**
Best Time **4:17.132** Best Speed **103.620** On **3** Gp **b**

Lap	Elapsed Time	Lap Time	Lap Speed
1	4:22.903	4:22.903	99.636
2	8:40.399	4:17.496	103.473
3	12:57.531	4:17.132	103.620

5 2 John COOKE

Total Time **13:02.434** Avg Speed **101.584** Behind **34.906**
Best Time **4:18.921** Best Speed **102.904** On **3** Gp **b**

Lap	Elapsed Time	Lap Time	Lap Speed
1	4:22.833	4:22.833	99.663
2	8:43.513	4:20.680	102.209
3	13:02.434	4:18.921	102.904

Ultra-Lightweight (125GP / Moto 3 / Mo

Race Classification

6 9 William COWDEN

Total Time **13:02.579** Avg Speed **101.565** Behind **35.051**
Best Time **4:18.926** Best Speed **102.902** On **3** Gp **b**

Lap	Elapsed Time	Lap Time	Lap Speed
1	4:23.088	4:23.088	99.566
2	8:43.653	4:20.565	102.255
3	13:02.579	4:18.926	102.902

7 20 Sam DUNLOP

Total Time **13:07.421** Avg Speed **100.940** Behind **39.893**
Best Time **4:19.878** Best Speed **102.525** On **3** Gp **b**

Lap	Elapsed Time	Lap Time	Lap Speed
1	4:25.876	4:25.876	98.522
2	8:47.543	4:21.667	101.824
3	13:07.421	4:19.878	102.525

8 10 Rene LOHSE

Total Time **13:07.841** Avg Speed **100.887** Behind **40.313**
Best Time **4:20.067** Best Speed **102.450** On **3** Gp **b**

Lap	Elapsed Time	Lap Time	Lap Speed
1	4:24.489	4:24.489	99.039
2	8:47.774	4:23.285	101.198
3	13:07.841	4:20.067	102.450

9 14 Jack SANDS

Total Time **13:37.996** Avg Speed **97.167** Behind **1:10.468**
Best Time **4:31.644** Best Speed **98.084** On **3** Gp **b**

Lap	Elapsed Time	Lap Time	Lap Speed
1	4:34.215	4:34.215	95.526
2	9:06.352	4:32.137	97.906
3	13:37.996	4:31.644	98.084

10 15 Stephen LYND

Total Time **13:46.029** Avg Speed **96.223** Behind **1:18.501**
Best Time **4:33.621** Best Speed **97.375** On **2** Gp **d**

Lap	Elapsed Time	Lap Time	Lap Speed
1	4:37.358	4:37.358	94.444
2	9:10.979	4:33.621	97.375
3	13:46.029	4:35.050	96.870



MCUI Ulster
Centre Timing
powered by
e-Laps timing software

www.elaps-timing.com



METZELER ULSTER GRAND PRIX BIKE WEEK

ULTRA-LIGHTWEIGHT & LIGHTWEIGHT

Race 3 - Townparks Vauxhall Ultra-Lightweight / Lightweight

Saturday, 17 August 2013

DETAILED RESULT



Ultra-Lightweight (125GP / Moto 3 / Moto 2)

Race Classification

11 12 Anders LARSSON

Total Time **13:48.278** Avg Speed **95.961** Behind **1:20.750**

Best Time **4:32.313** Best Speed **97.843** On **3** Gp **b**

Lap	Elapsed Time	Lap Time	Lap Speed
1	4:40.756	4:40.756	93.301
2	9:15.965	4:35.209	96.814
3	13:48.278	4:32.313	97.843

12 8 Laird SHINGLETON

Total Time **10:00.817** Avg Speed **87.945** Behind **1 Lap**

Best Time **4:56.465** Best Speed **89.872** On **2** Gp **d**

Lap	Elapsed Time	Lap Time	Lap Speed
1	5:04.352	5:04.352	86.067
2	10:00.817	4:56.465	89.872

Not Classified

DNF 16 Warren REEVE

Total Time **4:23.567** Avg Speed **99.385** Behind **16.951**

Best Time **4:23.567** Best Speed **99.385** On **1** Gp **b**

Lap	Elapsed Time	Lap Time	Lap Speed
1	4:23.567	4:23.567	99.385



MCUI Ulster
Centre Timing
powered by
e-Laps timing software

www.elaps-timing.com



METZELER ULSTER GRAND PRIX BIKE WEEK

ULTRA-LIGHTWEIGHT & LIGHTWEIGHT

Race 3 - Townparks Vauxhall Ultra-Lightweight / Lightweight

LAP CHART



1				
No	Name	G	Elapsed Time	Lap Time
82	Derek McGEE	a	3:55.037	3:55.037
118	Lee JOHNSTON	a	3:55.496	3:55.496
59	Ivan LINTIN	a	3:55.737	3:55.737
44	Jamie HAMILTON	a	3:56.130	3:56.130
97	John WALSH	a	4:00.933	4:00.933
71	Davy MORGAN	a	4:01.221	4:01.221
68	Nigel MOORE	a	4:01.327	4:01.327
31	Shaun ANDERSON	a	4:05.959	4:05.959
46	Paul SHOESMITH	a	4:06.024	4:06.024
57	Ian MORRELL	a	4:06.616	4:06.616
72	Gareth KEYS	a	4:08.857	4:08.857
28	Paul GARTLAND	a	4:09.572	4:09.572
43	Robert McCURUM	c	4:09.737	4:09.737
90	Ian LOUGHER	b	4:12.128	4:12.128
73	Derek COSTELLO	a	4:12.565	4:12.565
41	Maria COSTELLO	a	4:12.650	4:12.650
61	Mark PARRETT	a	4:12.896	4:12.896
51	Timothee MONOT	a	4:12.925	4:12.925
47	Christian ELKIN	b	4:13.128	4:13.128
24	Callum LAIDLAW	a	4:13.201	4:13.201
78	Michal DOKOUPIL	c	4:14.101	4:14.101
5	Paul JORDAN	b	4:20.546	4:20.546
62	Noel MURPHY	c	4:22.297	4:22.297
29	Bryan HARDING	c	4:22.723	4:22.723
2	John COOKE	b	4:22.833	4:22.833
18	Paul ROBINSON	b	4:22.903	4:22.903
9	William COWDEN	b	4:23.088	4:23.088
83	Mark SHIELDS	c	4:23.234	4:23.234
16	Warren REEVE	b	4:23.567	4:23.567
69	Ronnie SCOTT	c	4:23.779	4:23.779
10	Rene LOHSE	b	4:24.489	4:24.489
27	Eric LENSER	c	4:24.712	4:24.712
37	John ELLA	c	4:24.789	4:24.789
20	Sam DUNLOP	b	4:25.876	4:25.876
70	William HARA	c	4:26.726	4:26.726
74	Tommy HENRY	c	4:28.311	4:28.311
53	Sandy BERWICK	c	4:29.124	4:29.124
64	Anthony AMBLER	c	4:29.238	4:29.238
58	Andrew McMULLAN	c	4:29.969	4:29.969
54	Johnny McCAY	c	4:30.309	4:30.309
89	Darren GILPIN	d	4:31.641	4:31.641
14	Jack SANDS	b	4:34.215	4:34.215
65	Davie BLACK	c	4:36.049	4:36.049
38	Paul MAGUIRE	c	4:36.304	4:36.304
48	Veronika HANKOCY	d	4:36.726	4:36.726
32	Mark WADDELL	d	4:36.848	4:36.848
40	Wayne HALL	d	4:37.037	4:37.037
15	Stephen LYND	d	4:37.358	4:37.358
80	Colin SLEIGH	c	4:37.488	4:37.488

1				
No	Name	G	Elapsed Time	Lap Time
12	Anders LARSSON	b	4:40.756	4:40.756
39	Yvonne MONTGOMERY	d	4:44.191	4:44.191
67	Brendan FLYNN	d	4:46.697	4:46.697
17	Stephen DAVISON	d	5:00.050	5:00.050
85	Roy BEATTIE	d	5:00.065	5:00.065
8	Laird SHINGLETON	d	5:04.352	5:04.352
84	Robert CAIRNS	d	5:09.422	5:09.422

2				
No	Name	G	Elapsed Time	Lap Time
82	Derek McGEE	a	7:47.388	3:52.351
118	Lee JOHNSTON	a	7:47.657	3:52.161
59	Ivan LINTIN	a	7:47.772	3:52.035
44	Jamie HAMILTON	a	7:47.844	3:51.714
68	Nigel MOORE	a	8:00.356	3:59.029
71	Davy MORGAN	a	8:00.714	3:59.493
97	John WALSH	a	8:00.941	4:00.008
31	Shaun ANDERSON	a	8:09.016	4:03.057
46	Paul SHOESMITH	a	8:09.433	4:03.409
41	Maria COSTELLO	a	8:15.772	4:03.122
72	Gareth KEYS	a	8:16.440	4:07.583
28	Paul GARTLAND	a	8:17.009	4:07.437
73	Derek COSTELLO	a	8:18.094	4:05.529
51	Timothee MONOT	a	8:18.238	4:05.313
61	Mark PARRETT	a	8:18.476	4:05.580
24	Callum LAIDLAW	a	8:18.511	4:05.310
90	Ian LOUGHER	b	8:19.585	4:07.457
47	Christian ELKIN	b	8:19.811	4:06.683
43	Robert McCURUM	c	8:20.678	4:10.941
78	Michal DOKOUPIL	c	8:27.443	4:13.342
29	Bryan HARDING	c	8:36.721	4:13.998
37	John ELLA	c	8:37.093	4:12.304
5	Paul JORDAN	b	8:38.194	4:17.648
69	Ronnie SCOTT	c	8:40.348	4:16.569
18	Paul ROBINSON	b	8:40.399	4:17.496
27	Eric LENSER	c	8:41.649	4:16.937
83	Mark SHIELDS	c	8:42.054	4:18.820
2	John COOKE	b	8:43.513	4:20.680
9	William COWDEN	b	8:43.653	4:20.565
62	Noel MURPHY	c	8:44.110	4:21.813
70	William HARA	c	8:47.155	4:20.429
20	Sam DUNLOP	b	8:47.543	4:21.667
10	Rene LOHSE	b	8:47.774	4:23.285
74	Tommy HENRY	c	8:48.968	4:20.657
64	Anthony AMBLER	c	8:49.206	4:19.968
58	Andrew McMULLAN	c	8:49.558	4:19.589
54	Johnny McCAY	c	8:49.914	4:19.605
53	Sandy BERWICK	c	8:52.408	4:23.284
89	Darren GILPIN	d	9:00.822	4:29.181
65	Davie BLACK	c	9:03.555	4:27.506
38	Paul MAGUIRE	c	9:03.867	4:27.563
32	Mark WADDELL	d	9:03.936	4:27.088
14	Jack SANDS	b	9:06.352	4:32.137
40	Wayne HALL	d	9:07.912	4:30.875
80	Colin SLEIGH	c	9:09.910	4:32.422
15	Stephen LYND	d	9:10.979	4:33.621
48	Veronika HANKOCY	d	9:13.343	4:36.617
12	Anders LARSSON	b	9:15.965	4:35.209

METZELER ULSTER GRAND PRIX BIKE WEEK

ULTRA-LIGHTWEIGHT & LIGHTWEIGHT

Race 3 - Townparks Vauxhall Ultra-Lightweight / Lightweight

LAP CHART

**2**

No	Name	G	Elapsed Time	Lap Time
39	Yvonne MONTGOMERY	d	9:27.985	4:43.794
67	Brendan FLYNN	d	9:31.644	4:44.947
84	Robert CAIRNS	d	9:51.350	4:41.928
17	Stephen DAVISON	d	9:54.863	4:54.813
85	Roy BEATTIE	d	9:59.917	4:59.852
8	Laird SHINGLETON	d	10:00.817	4:56.465

3

No	Name	G	Elapsed Time	Lap Time
59	Ivan LINTIN	a	11:36.960	3:49.188
44	Jamie HAMILTON	a	11:37.008	3:49.164
118	Lee JOHNSTON	a	11:38.138	3:50.481
71	Davy MORGAN	a	11:57.928	3:57.214
68	Nigel MOORE	a	11:58.197	3:57.841
97	John WALSH	a	11:58.829	3:57.888
46	Paul SHOESMITH	a	12:11.988	4:02.555
31	Shaun ANDERSON	a	12:12.156	4:03.140
41	Maria COSTELLO	a	12:16.408	4:00.636
73	Derek COSTELLO	a	12:23.229	4:05.135
72	Gareth KEYS	a	12:23.355	4:06.915
51	Timothee MONOT	a	12:23.398	4:05.160
28	Paul GARTLAND	a	12:24.136	4:07.127
61	Mark PARRETT	a	12:24.318	4:05.842
24	Callum LAIDLAW	a	12:24.374	4:05.863
43	Robert McCURUM	c	12:27.149	4:06.471
90	Ian LOUGHER	b	12:27.528	4:07.943
47	Christian ELKIN	b	12:27.867	4:08.056
78	Michal DOKOUPIL	c	12:39.120	4:11.677
37	John ELLA	c	12:47.757	4:10.664
29	Bryan HARDING	c	12:48.035	4:11.314
27	Eric LENSER	c	12:54.898	4:13.249
83	Mark SHIELDS	c	12:54.991	4:12.937
5	Paul JORDAN	b	12:55.125	4:16.931
18	Paul ROBINSON	b	12:57.531	4:17.132
69	Ronnie SCOTT	c	12:58.689	4:18.341
2	John COOKE	b	13:02.434	4:18.921
9	William COWDEN	b	13:02.579	4:18.926
62	Noel MURPHY	c	13:03.168	4:19.058
20	Sam DUNLOP	b	13:07.421	4:19.878
74	Tommy HENRY	c	13:07.524	4:18.556
10	Rene LOHSE	b	13:07.841	4:20.067
70	William HARA	c	13:08.665	4:21.510
64	Anthony AMBLER	c	13:09.024	4:19.818
58	Andrew McMULLAN	c	13:09.551	4:19.993
54	Johnny McCAY	c	13:09.717	4:19.803
53	Sandy BERWICK	c	13:16.299	4:23.891
38	Paul MAGUIRE	c	13:29.515	4:25.648
32	Mark WADDELL	d	13:30.213	4:26.277
65	Davie BLACK	c	13:31.661	4:28.106
14	Jack SANDS	b	13:37.996	4:31.644
40	Wayne HALL	d	13:38.762	4:30.850
80	Colin SLEIGH	c	13:42.647	4:32.737
15	Stephen LYND	d	13:46.029	4:35.050
12	Anders LARSSON	b	13:48.278	4:32.313
48	Veronika HANKOCY	d	13:50.791	4:37.448
39	Yvonne MONTGOMERY	d	14:10.948	4:42.963
67	Brendan FLYNN	d	14:17.514	4:45.870

3

No	Name	G	Elapsed Time	Lap Time
84	Robert CAIRNS	d	14:37.147	4:45.797
17	Stephen DAVISON	d	14:47.811	4:52.948

Speed TrapUltralightweight & Lightweight Race Restart

No.	Name	<u>Lap 1</u>	<u>Lap 2</u>	<u>Lap 3</u>
2	John COOKE			129
5	Paul JORDAN		129	128
8	Laird SHINGLETON		115	
9	William COWDEN			122
10	Rene LOHSE		128	
12	Anders LARSSON		128	
14	Jack SANDS		122	123
16	Warren REEVE			128
18	Paul ROBINSON		126	
20	Sam DUNLOP			121
37	John ELLA			138
39	Yvonne MONTGOMERY		127	
41	Maria COSTELLO			140
43	Robert McCURUM			101
46	Paul SHOESMITH			141
47	Christian ELKIN	119		
48	Veronika HANKOCY		141	
59	Ivan LINTIN	132		147
67	Brendan FLYNN		120	
70	William HARA		135	
71	Davy MORGAN		139	
72	Gareth KEYS		142	138
73	Derek COSTELLO		144	
78	Michal DOKOUPIL	125	132	136
84	Robert CAIRNS		119	
85	Roy BEATTIE			131
90	Ian LOUGHER		130	130
97	John WALSH			145

