



Wednesday 13<sup>th</sup> – Saturday 16<sup>th</sup> August 2014

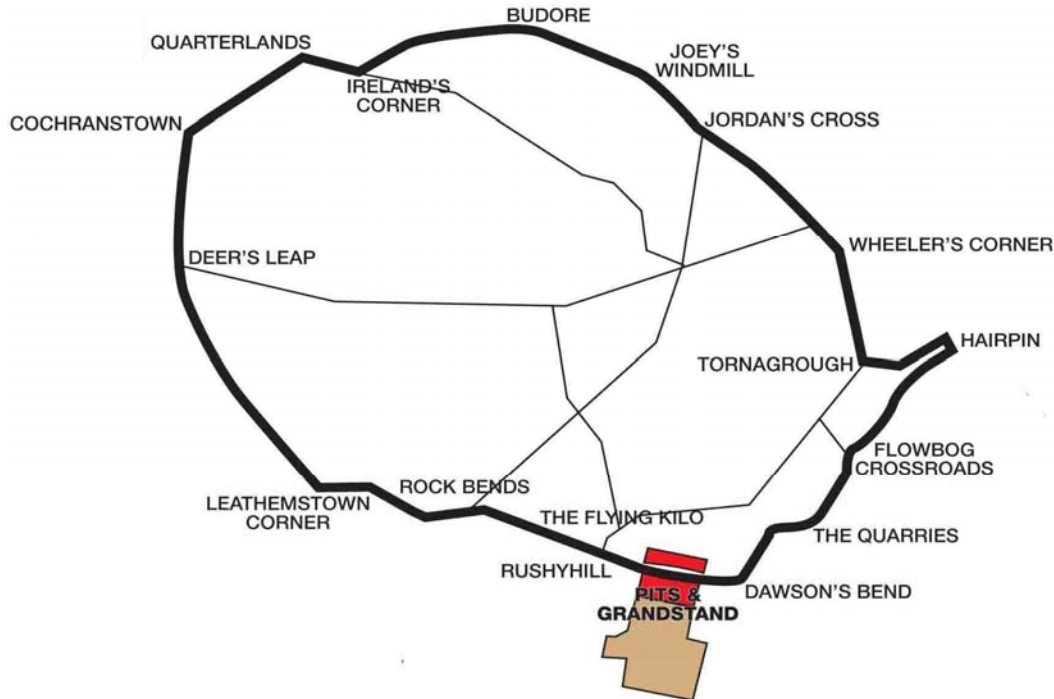
promoted by  
**Dundrod & District Motorcycle Club**  
[www.ulstergrandprix.net](http://www.ulstergrandprix.net)



**SUPERBIKE RACE**



# Dundrod Circuit 7.4011 miles



## LAP RECORDS

Class	Name	Machine	m s	mph	Year
125cc	William Dunlop	Honda	3 55.017	113.370	2009
Moto 3	Christian Elkin	Honda 250	4 06.683	108.009	2013
250cc	Darran Lindsay	Honda	3 38.634	121.866	2006
400cc	Jason Griffiths	Yamaha 400	3 58.43	111.748	2003
Moto 450	Paul Owen	Yamaha	4 36.889	96.226	2011
Supertwin	Ivan Lintin	Kawasaki 650	3 44.398	118.735	2014
Supersport	Michael Dunlop	Yamaha	3 27.187	128.599	2010
Superstock	Ian Hutchinson	Honda	3 21.599	132.163	2010
Superbike	Bruce Anstey (NZ)	Suzuki	3 18.870	133.977	2010
Challenge Superbike	Peter Hickman	BMW	3 24.303	130.414	2014
National 750cc	Lee Johnston	Honda 600	3 36.269	123.198	2012

## MOST WINS at the ULSTER GP

Joey Dunlop	24	1979 - 99	(125 - 2, 250 - 7, 500 - 3, Superbike - 8, F1 - 4)
Ian Lougher	18	1998 - 13	(125 - 4, 250 - 3, Supersport - 3, Superstock - 2, Superbike - 6)
Phillip McCallen	14	1991 - 96	(250 - 6, 400 - 1, Supersport - 3, Superbike - 4)
Guy Martin	11	2006 - 13	(Supersport - 4, Superbike - 7)
Brian Reid	9	1983 - 92	(250 - 4, 350 - 2, 400 - 1, F2 - 1, Supersport - 1)
Robert Dunlop	9	1990 - 03	(125 - 7, Superbike - 2)
Ryan Farquhar	9	2002 - 12	(400 - 1, Supertwin - 4, Supersport - 2, Superstock - 2)
Bruce Anstey (NZ)	8	2003 - 12	(Supersport - 2, Prod'n 600 - 1, Superstock - 2, Superbike - 3)
Stanley Woods	7	1924 - 39	(350 - 1, 500 - 4, Over 600 - 2)
Mike Hailwood	7	1959 - 67	(125 - 1, 250 - 1, 350 - 1, 500 - 4)
Giacomo Agostini (I)	7	1967 - 70	(350 - 4, 500 - 3)
Ray McCullough	7	1971 - 82	(250 - 3, 350 - 4)
Bob Jackson	7	1993 - 97	(SSP - 1, Classic 250 - 3, Classic 500 - 3)
William Dunlop	7	2007 - 13	(125 - 2, 250 - 2, Supersport - 3)
John Surtees	6	1955 - 60	(250 - 1, 350 - 3, 500 - 2)
John Williams	6	1973 - 78	(250 - 1, 350 - 1, 500 - 3, Superbike - 1)
Bill Swallow	6	1994 - 00	(Classic 350 - 3, Classic 500 - 3)
Michael Dunlop	6	2011 - 13	(Supersport - 2, Superstock - 3, Superbike - 1)

## MOST WINS at the DUNDROD 150

Joey Dunlop	24	1976 - 94	(125 - 1, 250 - 5, 350 - 2, 500 - 3, Superbike - 13)
Bob Jackson	11	1981 - 98	(250 - 1, Supersport - 2, Superbike - 4, Classic - 4)
Ray McCullough	10	1965 - 82	(250 - 7, 350 - 3)

# METZELER ULSTER GRAND PRIX SUPERBIKE / SUPERSTOCK

UGP First Qualifying

Wednesday, 13 August 2014



## UGP Superbike First Qualifying

Qualifying Time

3:59.650

Qualifying Speed

111.179


Pos	Class	No	Name	Machine / Sponsor	Time	Best Lap			Total Laps	Qualifying Laps
						Behind	Speed	On		
1	SBK	4	Guy MARTIN	Suzuki - Tyco Suzuki by TAS Racing	3:22.227		131.753	6	7	7
2	SBK	1	Michael DUNLOP	BMW - BMW Motorrad	3:22.996	0.769	131.254	6	7	5
3	SBK	5	Bruce ANSTEY	Honda - Valvoline Racing by Padgetts	3:23.215	0.988	131.112	4	6	5
4	SBK	6	William DUNLOP	Suzuki - Tyco Suzuki by TAS Racing	3:24.083	1.856	130.555	4	9	8
5	SBK	13	Lee JOHNSTON	Honda - ECC / Pirtek	3:24.471	2.244	130.307	3	4	3
6	SBK	2	Ian HUTCHINSON	Yamaha - Milwaukee Yamaha	3:25.223	2.996	129.829	10	10	7
7	SBK	60	Peter HICKMAN	BMW - Ice Valley by Motorsave	3:26.146	3.919	129.248	8	10	9
8	SBK	14	Dan KNEEN	Suzuki - Cookstown BE Racing	3:26.579	4.352	128.977	2	4	3
9	SBK	12	Dean HARRISON	Kawasaki - RC Express Racing by MSS	3:27.282	5.055	128.540	3	4	3
10	SBK	24	Steve MERCER	Suzuki - Team Traction Control	3:27.359	5.132	128.492	5	6	5
11	SBK	11	Stephen THOMPSON	BMW - Bathams prize winning ales	3:27.945	5.718	128.130	3	5	4
12	SBK	15	Derek SHEILS	Kawasaki - CD Racing	3:29.337	7.110	127.278	2	9	6
13	SBK	48	Derek McGEE	Kawasaki - McGee Racing	3:29.522	7.295	127.165	4	8	7
14	SBK	29	Ivan LINTIN	Honda - Taylor Lindsey Racing	3:30.744	8.517	126.428	2	4	3
15	SBK	19	Rob BARBER	BMW - Block Solutions	3:30.994	8.767	126.278	4	10	9
16	SBK	97	Seamus ELLIOTT	Kawasaki - D & G W Racing	3:31.030	8.803	126.257	5	7	5
17	SBK	52	Russ MOUNTFORD	Kawasaki - Silicone Engineering Racing	3:32.009	9.782	125.674	11	11	9
18	SBK	61	John WALSH	BMW - Nolan	3:32.565	10.338	125.345	7	8	6
19	SBK	31	Shaun ANDERSON	Suzuki - CN Racing	3:32.794	10.567	125.210	8	9	8
20	SBK	111	Paul SHOESMITH	BMW - Ice Valley by Motorsave	3:33.669	11.442	124.697	7	11	10
21	SBK	98	Paul OWEN	Honda - Team #98	3:34.320	12.093	124.319	6	8	6
22	SBK	40	Daley MATHISON	Suzuki - Hol-Taj/Team Classic Suzuki	3:34.661	12.434	124.121	4	9	7
23	SBK	94	Ben WYLIE	Bimota - bimota.uk.com	3:35.287	13.060	123.760	7	9	8
24	SBK	65	Michael SWEENEY	Kawasaki - MJR Racing	3:36.091	13.864	123.300	2	2	2
25	SBK	43	Mark PARRETT	BMW - C & C Ltd.	3:36.675	14.448	122.967	6	9	7
26	SBK	25	Ivan SHANLEY	Suzuki - Raymond Lilley Electrical	3:37.078	14.851	122.739	4	4	3
27	SBK	36	Fabrice MIGUET	Honda	3:37.755	15.528	122.358	5	8	6
28	SBK	71	Davy MORGAN	Honda - Strangford Holiday Park	3:38.853	16.626	121.744	3	4	3
29	SBK	27	Nuno CAETANO	Kawasaki - KS Team of Portugal	3:38.962	16.735	121.683	2	6	5
30	SBK	16	Dave HEWSON	Aprilia - Obsession Engineering	3:38.976	16.749	121.675	7	9	7
31	SBK	70	Phillip CROWE	BMW - Handtrans-Objektum-Fleetwood	3:39.747	17.520	121.248	10	10	7
32	SBK	66	Tom McHALE	Honda	3:40.678	18.451	120.737	4	5	4
33	SBK	17	Mark GOODINGS	Kawasaki - IPG Racing	3:40.896	18.669	120.618	7	10	8
34	SBK	21	Alan CONNOR	Suzuki - Connor Racing	3:41.320	19.093	120.387	3	8	6
35	SBK	41	Neil GREGORY	Honda - Quelch Afterdark Racing	3:41.627	19.400	120.220	5	7	6
36	SBK	23	Dennis BOOTH	Suzuki	3:42.222	19.995	119.898	6	7	5
37	SBK	47	Alistair KIRK	Kawasaki - AKR / McCurry Motorsport	3:42.352	20.125	119.828	7	9	7
38	SBK	95	Xavier DENIS	Kawasaki	3:42.682	20.455	119.650	6	9	6
39	SBK	89	Colin STEPHENSON	Honda - CS Racing	3:43.348	21.121	119.293	6	7	6
40	SBK	91	Anthony McCOLGAN	Ducati	3:44.630	22.403	118.613	4	5	4
41	SBK	33	Paul CRANSTON	Suzuki - P & J Fuel Haulage	3:46.840	24.613	117.457	5	10	9
42	SBK	80	Darren COOPER	Kawasaki	3:49.952	27.725	115.867	4	5	4
43	SBK	38	Andrew SELLARS	Honda	3:58.177	35.950	111.866	5	6	5

### Non Qualifiers

SBK	69	George SPENCE	Honda - Dod Spence Racing	42:59.260	39:33.261	10.330	1	1	0
-----	----	---------------	---------------------------	-----------	-----------	--------	---	---	---

Provisional result to be confirmed by the Stewards of the Meeting subject to completion of technical inspections & the time limit for protests

Page 1 / 2

Circuit	<b>Dundrod</b>	Signed	Organising Club	<b>Dundrod &amp; District MCC</b>
Length(miles)	<b>7.4011</b> Lap 1 (7.2763)		Qualifying Started	<b>19:34</b>
Weather	<b>Bright</b>	Chief Timekeeper		
Track	<b>Dry</b>	Issued At: 20:28		

# METZELER ULSTER GRAND PRIX

## SUPERBIKE / SUPERSTOCK

### UGP First Qualifying

Wednesday, 13 August 2014

## DETAILED RESULT

### UGP Superbike First Qualifying

#### Qualifying Classification

Position

**1** **4 Guy MARTIN**

Behind

Best Time **3:22.227** Best Speed **131.753** On **6** Gp **a**

Lap	Elapsed Time	Lap Time	Lap Speed
1	3:33.844	3:33.844	122.494
2	6:56.571	3:22.727	131.428
3	10:20.598	3:24.027	130.590
4	13:45.227	3:24.629	130.206
5	17:09.350	3:24.123	130.529
6	20:31.577	3:22.227	131.753
7	24:04.320	3:32.743	125.240

**2** **1 Michael DUNLOP**

Behind **0.769**

Best Time **3:22.996** Best Speed **131.254** On **6** Gp **a**

Lap	Elapsed Time	Lap Time	Lap Speed
1	3:56.197	3:56.197	110.902
2	23:55.083	19:58.886	22.224
3	27:18.411	3:23.328	131.039
4	30:45.427	3:27.016	128.705
5	37:15.502	6:30.075	68.305
6	40:38.498	3:22.996	131.254
7	44:02.051	3:23.553	130.894

**3** **5 Bruce ANSTEY**

Behind **0.988**

Best Time **3:23.215** Best Speed **131.112** On **4** Gp **a**

Lap	Elapsed Time	Lap Time	Lap Speed
1	4:44.043	4:44.043	92.221
2	8:11.017	3:26.974	128.731
3	11:41.691	3:30.674	126.470
4	15:04.906	3:23.215	131.112
5	18:29.492	3:24.586	130.234
6	22:03.395	3:33.903	124.561

**4** **6 William DUNLOP**

Behind **1.856**

Best Time **3:24.083** Best Speed **130.555** On **4** Gp **a**

Lap	Elapsed Time	Lap Time	Lap Speed
1	3:40.621	3:40.621	118.732
2	7:05.818	3:25.197	129.846
3	10:30.505	3:24.687	130.169
4	13:54.588	3:24.083	130.555
5	17:47.029	3:52.441	114.627
6	32:05.203	14:18.174	31.047
7	35:31.093	3:25.890	129.409
8	38:58.330	3:27.237	128.568
9	42:23.256	3:24.926	130.017

### UGP Superbike First Qualifying

#### Qualifying Classification

Position

**5** **13 Lee JOHNSTON**

Behind **2.244**

Best Time **3:24.471** Best Speed **130.307** On **3** Gp **a**

Lap	Elapsed Time	Lap Time	Lap Speed
1	22:45.340	22:45.340	19.185
2	26:10.323	3:24.983	129.981
3	29:34.794	3:24.471	130.307
4	33:20.346	3:45.552	118.128

**6** **2 Ian HUTCHINSON**

Behind **2.996**

Best Time **3:25.223** Best Speed **129.829** On **10** Gp **a**

Lap	Elapsed Time	Lap Time	Lap Speed
1	4:01.992	4:01.992	108.246
2	7:39.034	3:37.042	122.759
3	14:36.747	6:57.713	63.785
4	18:03.706	3:26.959	128.740
5	21:32.642	3:28.936	127.522
6	25:08.658	3:36.016	123.343
7	33:04.746	7:56.088	55.964
8	36:32.182	3:27.436	128.444
9	39:58.506	3:26.324	129.137
10	43:23.729	3:25.223	129.829

**7** **60 Peter HICKMAN**

Behind **3.919**

Best Time **3:26.146** Best Speed **129.248** On **8** Gp **a**

Lap	Elapsed Time	Lap Time	Lap Speed
1	3:50.735	3:50.735	113.527
2	7:18.863	3:28.128	128.017
3	10:46.396	3:27.533	128.384
4	14:14.377	3:27.981	128.108
5	17:50.264	3:35.887	123.416
6	29:07.240	11:16.976	39.357
7	32:35.671	3:28.431	127.831
8	36:01.817	3:26.146	129.248
9	39:57.056	3:55.239	113.263
10	43:23.512	3:26.456	129.054

**8** **14 Dan KNEEN**

Behind **4.352**

Best Time **3:26.579** Best Speed **128.977** On **2** Gp **a**

Lap	Elapsed Time	Lap Time	Lap Speed
1	3:52.484	3:52.484	112.673
2	7:19.063	3:26.579	128.977
3	10:49.574	3:30.511	126.568
4	43:32.361	32:42.787	13.575



# METZELER ULSTER GRAND PRIX

## SUPERBIKE / SUPERSTOCK

### UGP First Qualifying

Wednesday, 13 August 2014

## DETAILED RESULT

### UGP Superbike First Qualifying

#### Qualifying Classification

Position

**9** 12 Dean HARRISON

Behind 5.055

Best Time 3:27.282 Best Speed 128.540 On 3 Gp a

Lap	Elapsed Time	Lap Time	Lap Speed
1	20:31.396	20:31.396	21.272
2	24:00.075	3:28.679	127.679
3	27:27.357	3:27.282	128.540
4	31:15.758	3:48.401	116.654

**10** 24 Steve MERCER

Behind 5.132

Best Time 3:27.359 Best Speed 128.492 On 5 Gp a

Lap	Elapsed Time	Lap Time	Lap Speed
1	4:08.539	4:08.539	105.395
2	7:40.560	3:32.021	125.667
3	11:13.716	3:33.156	124.997
4	14:42.482	3:28.766	127.626
5	18:09.841	3:27.359	128.492
6	21:47.299	3:37.458	122.525

**11** 11 Stephen THOMPSON

Behind 5.718

Best Time 3:27.945 Best Speed 128.130 On 3 Gp a

Lap	Elapsed Time	Lap Time	Lap Speed
1	3:52.258	3:52.258	112.783
2	7:20.692	3:28.434	127.829
3	10:48.637	3:27.945	128.130
4	14:29.620	3:40.983	120.570
5	22:42.612	8:12.992	54.045

**12** 15 Derek SHEILS

Behind 7.110

Best Time 3:29.337 Best Speed 127.278 On 2 Gp a

Lap	Elapsed Time	Lap Time	Lap Speed
1	3:54.922	3:54.922	111.504
2	7:24.259	3:29.337	127.278
3	12:03.287	4:39.028	95.488
4	15:45.555	3:42.268	119.873
5	25:49.868	10:04.313	44.090
6	29:19.317	3:29.449	127.210
7	33:00.140	3:40.823	120.658
8	39:25.396	6:25.256	69.159
9	43:05.383	3:39.987	121.116



### UGP Superbike First Qualifying

#### Qualifying Classification

Position

**13** 48 Derek McGEE

Behind 7.295

Best Time 3:29.522 Best Speed 127.165 On 4 Gp a

Lap	Elapsed Time	Lap Time	Lap Speed
1	4:00.278	4:00.278	109.018
2	7:31.799	3:31.521	125.964
3	11:01.423	3:29.624	127.104
4	14:30.945	3:29.522	127.165
5	18:01.791	3:30.846	126.367
6	21:32.557	3:30.766	126.415
7	25:03.253	3:30.696	126.457
8	28:41.523	3:38.270	122.069

**14** 29 Ivan LINTIN

Behind 8.517

Best Time 3:30.744 Best Speed 126.428 On 2 Gp a

Lap	Elapsed Time	Lap Time	Lap Speed
1	3:53.912	3:53.912	111.985
2	7:24.656	3:30.744	126.428
3	11:01.426	3:36.770	122.914
4	16:29.419	5:27.993	81.233

**15** 19 Rob BARBER

Behind 8.767

Best Time 3:30.994 Best Speed 126.278 On 4 Gp a

Lap	Elapsed Time	Lap Time	Lap Speed
1	4:00.676	4:00.676	108.838
2	7:39.213	3:38.537	121.920
3	11:14.398	3:35.185	123.819
4	14:45.392	3:30.994	126.278
5	18:17.894	3:32.502	125.382
6	22:09.387	3:51.493	115.096
7	33:52.443	11:43.056	37.897
8	37:24.045	3:31.602	125.915
9	40:56.375	3:32.330	125.484
10	44:29.681	3:33.306	124.910

**16** 97 Seamus ELLIOTT

Behind 8.803

Best Time 3:31.030 Best Speed 126.257 On 5 Gp a

Lap	Elapsed Time	Lap Time	Lap Speed
1	4:10.377	4:10.377	104.621
2	7:45.495	3:35.118	123.857
3	11:19.834	3:34.339	124.308
4	14:52.785	3:32.951	125.118
5	18:23.815	3:31.030	126.257
6	22:02.506	3:38.691	121.834
7	30:10.191	8:07.685	54.634

# METZELER ULSTER GRAND PRIX

## SUPERBIKE / SUPERSTOCK

### UGP First Qualifying

Wednesday, 13 August 2014

## DETAILED RESULT



### UGP Superbike First Qualifying

#### Qualifying Classification

Position

**17** 52 Russ MOUNTFORD

Behind 9.782

Best Time 3:32.009 Best Speed 125.674 On 11 Gp a

Lap	Elapsed Time	Lap Time	Lap Speed
1	4:34.982	4:34.982	95.260
2	8:12.221	3:37.239	122.648
3	11:49.245	3:37.024	122.770
4	15:22.690	3:33.445	124.828
5	18:57.009	3:34.319	124.319
6	22:29.920	3:32.911	125.141
7	26:07.388	3:37.468	122.519
8	33:29.043	7:21.655	60.328
9	37:01.571	3:32.528	125.367
10	40:34.219	3:32.648	125.296
11	44:06.228	3:32.009	125.674

**18** 61 John WALSH

Behind 10.338

Best Time 3:32.565 Best Speed 125.345 On 7 Gp a

Lap	Elapsed Time	Lap Time	Lap Speed
1	4:05.425	4:05.425	106.732
2	7:44.103	3:38.678	121.841
3	11:25.027	3:40.924	120.602
4	17:45.225	6:20.198	70.079
5	21:20.069	3:34.844	124.015
6	24:58.025	3:37.956	122.245
7	28:30.590	3:32.565	125.345
8	32:12.657	3:42.067	119.982

**19** 31 Shaun ANDERSON

Behind 10.567

Best Time 3:32.794 Best Speed 125.210 On 8 Gp a

Lap	Elapsed Time	Lap Time	Lap Speed
1	5:16.388	5:16.388	82.793
2	8:54.125	3:37.737	122.368
3	12:30.475	3:36.350	123.152
4	16:05.637	3:35.162	123.832
5	19:42.238	3:36.601	123.009
6	23:21.001	3:38.763	121.794
7	26:55.557	3:34.556	124.182
8	30:28.351	3:32.794	125.210
9	34:13.021	3:44.670	118.592

### UGP Superbike First Qualifying

#### Qualifying Classification

Position

**20** 111 Paul SHOESMITH

Behind 11.442

Best Time 3:33.669 Best Speed 124.697 On 7 Gp a

Lap	Elapsed Time	Lap Time	Lap Speed
1	3:59.955	3:59.955	109.165
2	7:40.337	3:40.382	120.899
3	11:17.789	3:37.452	122.528
4	14:55.642	3:37.853	122.302
5	18:30.318	3:34.676	124.112
6	22:05.905	3:35.587	123.588
7	25:39.574	3:33.669	124.697
8	29:14.599	3:35.025	123.911
9	32:50.289	3:35.690	123.529
10	36:26.888	3:36.599	123.011
11	41:27.088	5:00.200	88.754

**21** 98 Paul OWEN

Behind 12.093

Best Time 3:34.320 Best Speed 124.319 On 6 Gp a

Lap	Elapsed Time	Lap Time	Lap Speed
1	4:46.987	4:46.987	91.275
2	8:29.112	3:42.125	119.950
3	14:24.606	5:55.494	74.949
4	18:01.530	3:36.924	122.826
5	21:35.945	3:34.415	124.264
6	25:10.265	3:34.320	124.319
7	28:45.978	3:35.713	123.516
8	32:24.652	3:38.674	121.843

**22** 40 Daley MATHISON

Behind 12.434

Best Time 3:34.661 Best Speed 124.121 On 4 Gp a

Lap	Elapsed Time	Lap Time	Lap Speed
1	4:00.437	4:00.437	108.946
2	7:38.848	3:38.411	121.990
3	11:17.482	3:38.634	121.866
4	14:52.143	3:34.661	124.121
5	18:30.825	3:38.682	121.839
6	32:29.434	13:58.609	31.772
7	36:04.523	3:35.089	123.874
8	39:39.447	3:34.924	123.969
9	43:14.332	3:34.885	123.992

# METZELER ULSTER GRAND PRIX

## SUPERBIKE / SUPERSTOCK

### UGP First Qualifying

Wednesday, 13 August 2014

## DETAILED RESULT

### UGP Superbike First Qualifying



#### Qualifying Classification

Position

**23** 94 Ben WYLIE

Behind 13.060

Best Time 3:35.287 Best Speed 123.760 On 7 Gp a

Lap	Elapsed Time	Lap Time	Lap Speed
1	3:57.121	3:57.121	110.470
2	7:36.487	3:39.366	121.459
3	11:17.330	3:40.843	120.647
4	15:00.557	3:43.227	119.358
5	24:33.214	9:32.657	46.527
6	28:10.431	3:37.217	122.661
7	31:45.718	3:35.287	123.760
8	35:22.398	3:36.680	122.965
9	39:07.632	3:45.234	118.295

**24** 65 Michael SWEENEY

Behind 13.864

Best Time 3:36.091 Best Speed 123.300 On 2 Gp a

Lap	Elapsed Time	Lap Time	Lap Speed
1	4:01.343	4:01.343	108.537
2	7:37.434	3:36.091	123.300

**25** 43 Mark PARRETT

Behind 14.448

Best Time 3:36.675 Best Speed 122.967 On 6 Gp a

Lap	Elapsed Time	Lap Time	Lap Speed
1	4:22.514	4:22.514	99.784
2	8:06.394	3:43.880	119.010
3	11:51.213	3:44.819	118.513
4	15:39.782	3:48.569	116.569
5	22:02.148	6:22.366	69.682
6	25:38.823	3:36.675	122.967
7	29:17.880	3:39.057	121.630
8	32:56.269	3:38.389	122.002
9	36:47.203	3:50.934	115.375

**26** 25 Ivan SHANLEY

Behind 14.851

Best Time 3:37.078 Best Speed 122.739 On 4 Gp a

Lap	Elapsed Time	Lap Time	Lap Speed
1	4:04.706	4:04.706	107.046
2	7:43.131	3:38.425	121.982
3	11:20.675	3:37.544	122.476
4	14:57.753	3:37.078	122.739

### UGP Superbike First Qualifying

#### Qualifying Classification

Position

**27** 36 Fabrice MIGUET

Behind 15.528

Best Time 3:37.755 Best Speed 122.358 On 5 Gp a

Lap	Elapsed Time	Lap Time	Lap Speed
1	4:14.077	4:14.077	103.097
2	7:52.301	3:38.224	122.095
3	11:32.205	3:39.904	121.162
4	15:10.694	3:38.489	121.946
5	18:48.449	3:37.755	122.358
6	22:26.258	3:37.809	122.327
7	26:10.995	3:44.737	118.556
8	41:26.433	15:15.438	29.105

**28** 71 Davy MORGAN

Behind 16.626

Best Time 3:38.853 Best Speed 121.744 On 3 Gp a

Lap	Elapsed Time	Lap Time	Lap Speed
1	4:29.649	4:29.649	97.144
2	8:09.567	3:39.918	121.154
3	11:48.420	3:38.853	121.744
4	15:39.114	3:50.694	115.495

**29** 27 Nuno CAETANO

Behind 16.735

Best Time 3:38.962 Best Speed 121.683 On 2 Gp a

Lap	Elapsed Time	Lap Time	Lap Speed
1	6:39.685	6:39.685	65.538
2	10:18.647	3:38.962	121.683
3	13:58.966	3:40.319	120.934
4	17:38.190	3:39.224	121.538
5	21:17.854	3:39.664	121.294
6	24:58.487	3:40.633	120.761

**30** 16 Dave HEWSON

Behind 16.749

Best Time 3:38.976 Best Speed 121.675 On 7 Gp a

Lap	Elapsed Time	Lap Time	Lap Speed
1	4:32.684	4:32.684	96.062
2	8:14.657	3:41.973	120.032
3	11:55.331	3:40.674	120.739
4	15:40.493	3:45.162	118.332
5	24:25.547	8:45.054	50.745
6	28:05.545	3:39.998	121.110
7	31:44.521	3:38.976	121.675
8	35:23.913	3:39.392	121.445
9	39:16.901	3:52.988	114.358

# METZELER ULSTER GRAND PRIX

## SUPERBIKE / SUPERSTOCK

### UGP First Qualifying

Wednesday, 13 August 2014

## DETAILED RESULT



### UGP Superbike First Qualifying

#### Qualifying Classification

Position

**31** 70 Phillip CROWE

Behind 17.520

Best Time 3:39.747 Best Speed 121.248 On 10 Gp a

Lap	Elapsed Time	Lap Time	Lap Speed
1	4:10.345	4:10.345	104.634
2	7:54.468	3:44.123	118.881
3	11:39.054	3:44.586	118.636
4	15:21.456	3:42.402	119.801
5	19:02.376	3:40.920	120.605
6	22:45.495	3:43.119	119.416
7	27:46.135	5:00.640	88.624
8	33:52.348	6:06.213	72.755
9	37:32.528	3:40.180	121.010
10	41:12.275	3:39.747	121.248

**32** 66 Tom McHALE

Behind 18.451

Best Time 3:40.678 Best Speed 120.737 On 4 Gp a

Lap	Elapsed Time	Lap Time	Lap Speed
1	4:20.753	4:20.753	100.458
2	8:06.125	3:45.372	118.222
3	11:50.614	3:44.489	118.687
4	15:31.292	3:40.678	120.737
5	19:13.571	3:42.279	119.867

**33** 17 Mark GOODINGS

Behind 18.669

Best Time 3:40.896 Best Speed 120.618 On 7 Gp a

Lap	Elapsed Time	Lap Time	Lap Speed
1	4:32.781	4:32.781	96.028
2	8:27.193	3:54.412	113.663
3	12:14.242	3:47.049	117.349
4	16:04.191	3:49.949	115.869
5	19:46.834	3:42.643	119.671
6	23:28.548	3:41.714	120.173
7	27:09.444	3:40.896	120.618
8	30:51.804	3:42.360	119.824
9	34:35.545	3:43.741	119.084
10	38:47.238	4:11.693	105.859

### UGP Superbike First Qualifying

#### Qualifying Classification

Position

**34** 21 Alan CONNOR

Behind 19.093

Best Time 3:41.320 Best Speed 120.387 On 3 Gp a

Lap	Elapsed Time	Lap Time	Lap Speed
1	11:53.208	11:53.208	36.728
2	15:36.814	3:43.606	119.156
3	19:18.134	3:41.320	120.387
4	23:00.465	3:42.331	119.839
5	26:43.025	3:42.560	119.716
6	30:26.124	3:43.099	119.427
7	34:13.971	3:47.847	116.938
8	41:29.235	7:15.264	61.213

**35** 41 Neil GREGORY

Behind 19.400

Best Time 3:41.627 Best Speed 120.220 On 5 Gp a

Lap	Elapsed Time	Lap Time	Lap Speed
1	6:43.522	6:43.522	64.915
2	10:30.419	3:46.897	117.428
3	14:15.677	3:45.258	118.282
4	18:01.352	3:45.675	118.063
5	21:42.979	3:41.627	120.220
6	25:28.721	3:45.742	118.028
7	29:18.425	3:49.704	115.993

**36** 23 Dennis BOOTH

Behind 19.995

Best Time 3:42.222 Best Speed 119.898 On 6 Gp a

Lap	Elapsed Time	Lap Time	Lap Speed
1	4:22.026	4:22.026	99.970
2	8:09.460	3:47.434	117.150
3	11:57.114	3:47.654	117.037
4	15:43.782	3:46.668	117.546
5	23:22.577	7:38.795	58.074
6	27:04.799	3:42.222	119.898
7	30:52.663	3:47.864	116.929



# METZELER ULSTER GRAND PRIX

## SUPERBIKE / SUPERSTOCK

### UGP First Qualifying

Wednesday, 13 August 2014

## DETAILED RESULT

### UGP Superbike First Qualifying



#### Qualifying Classification

Position

**37** 47 Alistair KIRK

Behind 20.125

Best Time 3:42.352 Best Speed 119.828 On 7 Gp a

Lap	Elapsed Time	Lap Time	Lap Speed
1	4:35.031	4:35.031	95.243
2	8:24.015	3:48.984	116.357
3	12:12.467	3:48.452	116.628
4	15:57.062	3:44.595	118.631
5	19:42.182	3:45.120	118.354
6	23:26.114	3:43.932	118.982
7	27:08.466	3:42.352	119.828
8	30:51.117	3:42.651	119.667
9	35:39.817	4:48.700	92.289

**38** 95 Xavier DENIS

Behind 20.455

Best Time 3:42.682 Best Speed 119.650 On 6 Gp a

Lap	Elapsed Time	Lap Time	Lap Speed
1	4:08.444	4:08.444	105.435
2	11:48.093	7:39.649	57.966
3	15:31.061	3:42.968	119.497
4	19:15.964	3:44.903	118.469
5	23:00.237	3:44.273	118.801
6	26:42.919	3:42.682	119.650
7	30:25.910	3:42.991	119.484
8	34:11.076	3:45.166	118.330
9	38:59.750	4:48.674	92.298

**39** 89 Colin STEPHENSON

Behind 21.121

Best Time 3:43.348 Best Speed 119.293 On 6 Gp a

Lap	Elapsed Time	Lap Time	Lap Speed
1	13:39.352	13:39.352	31.970
2	17:27.562	3:48.210	116.752
3	21:16.329	3:48.767	116.468
4	25:03.221	3:46.892	117.430
5	28:50.486	3:47.265	117.237
6	32:33.834	3:43.348	119.293
7	36:21.812	3:47.978	116.871

**40** 91 Anthony McCOLGAN

Behind 22.403

Best Time 3:44.630 Best Speed 118.613 On 4 Gp a

Lap	Elapsed Time	Lap Time	Lap Speed
1	4:21.327	4:21.327	100.237
2	8:09.064	3:47.737	116.994
3	11:56.771	3:47.707	117.010
4	15:41.401	3:44.630	118.613
5	19:36.069	3:54.668	113.539

### UGP Superbike First Qualifying

#### Qualifying Classification

Position

**41** 33 Paul CRANSTON

Behind 24.613

Best Time 3:46.840 Best Speed 117.457 On 5 Gp a

Lap	Elapsed Time	Lap Time	Lap Speed
1	10:01.502	10:01.502	43.549
2	13:52.298	3:50.796	115.444
3	17:40.024	3:47.726	117.000
4	21:27.857	3:47.833	116.945
5	25:14.697	3:46.840	117.457
6	29:03.000	3:48.303	116.704
7	32:51.347	3:48.347	116.682
8	36:40.586	3:49.239	116.228
9	40:30.123	3:49.537	116.077
10	44:18.075	3:47.952	116.884

**42** 80 Darren COOPER

Behind 27.725

Best Time 3:49.952 Best Speed 115.867 On 4 Gp a

Lap	Elapsed Time	Lap Time	Lap Speed
1	4:32.333	4:32.333	96.186
2	8:23.705	3:51.372	115.156
3	12:13.924	3:50.219	115.733
4	16:03.876	3:49.952	115.867
5	20:00.233	3:56.357	112.728

**43** 38 Andrew SELLARS

Behind 35.950

Best Time 3:58.177 Best Speed 111.866 On 5 Gp a

Lap	Elapsed Time	Lap Time	Lap Speed
1	8:26.934	8:26.934	51.673
2	12:26.868	3:59.934	111.047
3	16:26.127	3:59.259	111.360
4	20:27.096	4:00.969	110.570
5	24:25.273	3:58.177	111.866
6	28:26.902	4:01.629	110.268

#### Non Qualifiers

Position

**69** George SPENCE

Behind 39:33.261

Best Time 42:59.260 Best Speed 10.330 On 1 Gp a

Lap	Elapsed Time	Lap Time	Lap Speed
1	42:59.260	42:59.260	10.156



Speed TrapSuperbike / Superstock 1st Practice

No.	Name	<u>Lap 1</u>	<u>Lap 2</u>	<u>Lap 3</u>	<u>Lap 4</u>	<u>Lap 5</u>	<u>Lap 6</u>	<u>Lap 7</u>	<u>Lap 8</u>	<u>Lap 9</u>	<u>Lap 10</u>	<u>Lap 11</u>
1	Michael DUNLOP		182	184	185							
2	Ian HUTCHINSON			167		187	183			180	188	
4	Guy MARTIN	184	186	188	185		186					
5	Bruce ANSTEY	186		187	186	184						
6	William DUNLOP		189		191					191	193	191
12	Dean HARRISON						168		186			
14	Dan KNEEN						182	197				
18	James McBRIDE			150								
24	Steve MERCER			183	184	182						
31	Shaun ANDERSON	176			169							
40	Daley MATHISON			172	183					179		180
48	Derek McGEE		185	184	183	178	172					
71	Davy MORGAN		176									
89	Colin STEPHENSON			170		171	172		179	181		
111	Paul SHOESMITH		175		183		182	183		182		
115	Derek SHEILS	178	173	178			158				165	176
123	Dennis BOOTH					152		172				
125	Ivan SHANLEY				181							
127	Nuno CAETANO		172									
129	Ivan LINTIN			156								
133	Paul CRANSTON		149				145	148				
141	Neil GREGORY		165		167		167	162				
143	Mark PARRETT		176			158	176					
147	Alistair KIRK				174							
160	Peter HICKMAN			184				162	186		186	187
171	Davy MORGAN						171		169			
194	Ben WYLIE								181	181		
197	Seamus ELLIOTT		182			182		159				
198	Paul OWEN						174	179				

# METZELER ULSTER GRAND PRIX SUPERBIKE

UGP Second Qualifying  
Thursday, 14 August 2014



Qualifying Time **3:57.301** Qualifying Speed **112.279**


Pos	Class	No	Name	Machine / Sponsor	Time	Best Lap Behind	Speed	On	Total Laps	Qualifying Laps
1	SBK	5	Bruce ANSTEY	Honda - Valvoline Racing by Padgetts	3:20.083		133.165	8	9	8
2	SBK	4	Guy MARTIN	Suzuki - Tyco Suzuki by TAS Racing	3:20.631	0.548	132.801	8	10	9
3	SBK	6	William DUNLOP	Suzuki - Tyco Suzuki by TAS Racing	3:21.776	1.693	132.047	6	7	6
4	SBK	1	Michael DUNLOP	BMW - BMW Motorrad	3:22.330	2.247	131.686	8	8	5
5	SBK	13	Lee JOHNSTON	Honda - ECC / Pirtek	3:22.350	2.267	131.673	7	8	7
6	SBK	14	Dan KNEEN	Suzuki - Cookstown BE Racing	3:23.063	2.980	131.210	4	8	7
7	SBK	60	Peter HICKMAN	BMW - Ice Valley by Motorsave	3:23.091	3.008	131.192	8	8	6
8	SBK	12	Dean HARRISON	Kawasaki - RC Express Racing by MSS	3:23.914	3.831	130.663	8	11	9
9	SBK	2	Ian HUTCHINSON	Yamaha - Milwaukee Yamaha	3:24.976	4.893	129.986	10	10	8
10	SBK	24	Steve MERCER	Suzuki - Team Traction Control	3:25.814	5.731	129.456	10	11	10
11	SBK	11	Stephen THOMPSON	BMW - Bathams prize winning ales	3:28.145	8.062	128.007	3	9	8
12	SBK	19	Rob BARBER	BMW - Block Solutions	3:28.529	8.446	127.771	7	8	7
13	SBK	29	Ivan LINTIN	Honda - Taylor Lindsey Racing	3:29.079	8.996	127.435	2	6	6
14	SBK	48	Derek McGEE	Kawasaki - McGee Racing	3:29.663	9.580	127.080	3	9	6
15	SBK	40	Daley MATHISON	Suzuki - Hol-Taj/Team Classic Suzuki	3:29.806	9.723	126.993	7	8	6
16	SBK	15	Derek SHEILS	Kawasaki - CD Racing	3:29.890	9.807	126.942	3	7	6
17	SBK	97	Seamus ELLIOTT	Kawasaki - D & G W Racing	3:31.031	10.948	126.256	9	10	9
18	SBK	94	Ben WYLIE	Bimota - bimota.uk.com	3:32.380	12.297	125.454	10	10	8
19	SBK	65	Michael SWEENEY	Kawasaki - MJR Racing	3:32.521	12.438	125.371	4	5	5
20	SBK	71	Davy MORGAN	Honda - Strangford Holiday Park	3:32.982	12.899	125.100	3	5	5
21	SBK	61	John WALSH	BMW - Nolan	3:33.798	13.715	124.622	8	9	6
22	SBK	70	Phillip CROWE	BMW - Handtrans-Objektum-Fleetwood	3:33.845	13.762	124.595	9	10	8
23	SBK	111	Paul SHOESMITH	BMW - Ice Valley by Motorsave	3:33.878	13.795	124.576	10	10	8
24	SBK	36	Fabrice MIGUET	Honda	3:35.139	15.056	123.845	7	9	7
25	SBK	31	Shaun ANDERSON	Suzuki - CN Racing	3:35.442	15.359	123.671	2	3	2
26	SBK	47	Alistair KIRK	Kawasaki - AKR / McCurry Motorsport	3:35.469	15.386	123.656	6	7	6
27	SBK	66	Tom McHALE	Honda	3:35.563	15.480	123.602	5	9	7
28	SBK	98	Paul OWEN	Honda - Team #98	3:36.204	16.121	123.235	3	5	3
29	SBK	27	Nuno CAETANO	Kawasaki - KS Team of Portugal	3:37.304	17.221	122.611	2	6	5
30	SBK	16	Dave HEWSON	Aprilia - Obsession Engineering	3:37.413	17.330	122.550	3	4	3
31	SBK	89	Colin STEPHENSON	Honda - CS Racing	3:38.714	18.631	121.821	5	8	6
32	SBK	17	Mark GOODINGS	Kawasaki - IPG Racing	3:38.958	18.875	121.685	9	9	7
33	SBK	43	Mark PARRETT	BMW - C & C Ltd.	3:39.477	19.394	121.398	6	10	7
34	SBK	21	Alan CONNOR	Suzuki - Connor Racing	3:41.041	20.958	120.539	8	9	7
35	SBK	41	Neil GREGORY	Honda - Quelch Afterdark Racing	3:43.388	23.305	119.272	3	4	2
36	SBK	23	Dennis BOOTH	Suzuki	3:45.828	25.745	117.983	3	8	5
37	SBK	69	George SPENCE	Honda - Dod Spence Racing	3:49.389	29.306	116.152	9	10	9
38	SBK	91	Anthony McCOLGAN	Ducati	3:50.753	30.670	115.465	2	3	2
39	SBK	33	Paul CRANSTON	Suzuki - P & J Fuel Haulage	3:51.699	31.616	114.994	5	7	3

## Non Qualifiers

SBK	80	Darren COOPER	Kawasaki	3:49.609	29.526	116.041	2	4	<b>1</b>
SBK	38	Andrew SELLARS	Honda	3:57.269	37.186	112.294	5	6	<b>1</b>
SBK	25	Ivan SHANLEY	Suzuki - Raymond Lilley Electrical	4:01.539	41.456	110.309	1	1	<b>0</b>

Provisional result to be confirmed by the Stewards of the Meeting subject to completion of technical inspections & the time limit for protests

Page 1 / 1

Circuit	<b>Dundrod</b>	Signed	Organising Club	<b>Dundrod &amp; District MCC</b>
Length(miles)	<b>7.4011</b> Lap 1 (7.2763)		Qualifying Started	<b>14:25</b>
Weather	<b>Sunny</b>	Chief Timekeeper		
Track	<b>Dry</b>	Issued At: 15:11		

# METZELER ULSTER GRAND PRIX

## SUPERBIKE

### UGP Second Qualifying

Thursday, 14 August 2014

## DETAILED RESULT



### Qualifying Classification

Position

#### **1** 5 Bruce ANSTEY

SBK Behind 0.548  
Best Time **3:20.083** Best Speed **133.165** On 8 Gp a

Lap	Elapsed Time	Lap Time	Lap Speed
1	3:38.965	3:38.965	119.630
2	7:01.511	3:22.546	131.545
3	10:25.377	3:23.866	130.693
4	13:46.996	3:21.619	132.150
5	17:31.675	3:44.679	118.587
6	27:06.226	9:34.551	46.374
7	30:28.085	3:21.859	131.993
8	33:48.168	3:20.083	133.165
9	37:18.784	3:30.616	126.505

#### **2** 4 Guy MARTIN

SBK Behind 0.548  
Best Time **3:20.631** Best Speed **132.801** On 8 Gp a

Lap	Elapsed Time	Lap Time	Lap Speed
1	3:27.941	3:27.941	125.972
2	6:49.758	3:21.817	132.020
3	10:11.106	3:21.348	132.328
4	13:32.401	3:21.295	132.363
5	17:09.054	3:36.653	122.980
6	28:43.098	11:34.044	38.389
7	32:05.207	3:22.109	131.830
8	35:25.838	3:20.631	132.801
9	38:52.784	3:26.946	128.748
10	42:13.730	3:20.946	132.593

#### **3** 6 William DUNLOP

SBK Behind 1.693  
Best Time **3:21.776** Best Speed **132.047** On 6 Gp a

Lap	Elapsed Time	Lap Time	Lap Speed
1	3:31.864	3:31.864	123.639
2	6:54.986	3:23.122	131.172
3	10:35.740	3:40.754	120.695
4	21:18.755	10:43.015	41.436
5	24:41.053	3:22.298	131.706
6	28:02.829	3:21.776	132.047
7	31:32.844	3:30.015	126.867

### Qualifying Classification

Position

#### **4** 1 Michael DUNLOP

SBK Behind 2.247  
Best Time **3:22.330** Best Speed **131.686** On 8 Gp a

Lap	Elapsed Time	Lap Time	Lap Speed
1	3:47.068	3:47.068	115.361
2	9:56.165	6:09.097	72.187
3	13:19.594	3:23.429	130.974
4	23:16.003	9:56.409	44.674
5	26:41.825	3:25.822	129.451
6	33:56.590	7:14.765	61.284
7	37:26.658	3:30.068	126.835
8	40:48.988	3:22.330	131.686

#### **5** 13 Lee JOHNSTON

SBK Behind 2.267  
Best Time **3:22.350** Best Speed **131.673** On 7 Gp a

Lap	Elapsed Time	Lap Time	Lap Speed
1	3:31.968	3:31.968	123.578
2	6:55.112	3:23.144	131.158
3	10:33.723	3:38.611	121.878
4	26:18.816	15:45.093	28.192
5	29:41.475	3:22.659	131.472
6	33:09.001	3:27.526	128.389
7	36:31.351	3:22.350	131.673
8	40:14.878	3:43.527	119.198

#### **6** 14 Dan KNEEN

SBK Behind 2.980  
Best Time **3:23.063** Best Speed **131.210** On 4 Gp a

Lap	Elapsed Time	Lap Time	Lap Speed
1	3:37.192	3:37.192	120.606
2	7:02.089	3:24.897	130.036
3	10:25.164	3:23.075	131.203
4	13:48.227	3:23.063	131.210
5	17:23.434	3:35.207	123.806
6	26:59.083	9:35.649	46.285
7	30:23.420	3:24.337	130.392
8	33:47.606	3:24.186	130.489

# METZELER ULSTER GRAND PRIX

## SUPERBIKE

### UGP Second Qualifying

Thursday, 14 August 2014

## DETAILED RESULT



### Qualifying Classification

Position

#### **7** 60 Peter HICKMAN

SBK Behind 3.008

Best Time **3:23.091** Best Speed **131.192** On **8** Gp **a**

Lap	Elapsed Time	Lap Time	Lap Speed
1	14:23.494	14:23.494	30.336
2	21:19.827	6:56.333	63.997
3	24:45.327	3:25.500	129.654
4	28:09.874	3:24.547	130.258
5	31:33.845	3:23.971	130.626
6	34:58.804	3:24.959	129.997
7	38:24.524	3:25.720	129.516
8	41:47.615	3:23.091	131.192

#### **8** 12 Dean HARRISON

SBK Behind 3.831

Best Time **3:23.914** Best Speed **130.663** On **8** Gp **a**

Lap	Elapsed Time	Lap Time	Lap Speed
1	3:35.213	3:35.213	121.715
2	6:59.421	3:24.208	130.475
3	10:28.063	3:28.642	127.702
4	16:02.365	5:34.302	79.700
5	19:27.668	3:25.303	129.779
6	22:52.711	3:25.043	129.943
7	26:18.376	3:25.665	129.550
8	29:42.290	3:23.914	130.663
9	33:09.408	3:27.118	128.641
10	36:35.279	3:25.871	129.421
11	41:27.859	4:52.580	91.066

#### **9** 2 Ian HUTCHINSON

SBK Behind 4.893

Best Time **3:24.976** Best Speed **129.986** On **10** Gp **a**

Lap	Elapsed Time	Lap Time	Lap Speed
1	3:41.139	3:41.139	118.453
2	7:07.329	3:26.190	129.220
3	10:41.289	3:33.960	124.528
4	18:33.370	7:52.081	56.439
5	21:59.758	3:26.388	129.096
6	25:25.216	3:25.458	129.681
7	28:50.831	3:25.615	129.582
8	32:37.162	3:46.331	117.721
9	39:03.170	6:26.008	69.024
10	42:28.146	3:24.976	129.986

### Qualifying Classification

Position

#### **10** 24 Steve MERCER

SBK Behind 5.731

Best Time **3:25.814** Best Speed **129.456** On **10** Gp **a**

Lap	Elapsed Time	Lap Time	Lap Speed
1	3:46.795	3:46.795	115.499
2	7:15.406	3:28.611	127.721
3	10:42.018	3:26.612	128.956
4	14:09.594	3:27.576	128.358
5	17:35.791	3:26.197	129.216
6	21:13.357	3:37.566	122.464
7	27:59.359	6:46.002	65.625
8	31:25.991	3:26.632	128.944
9	34:52.234	3:26.243	129.187
10	38:18.048	3:25.814	129.456
11	41:46.170	3:28.122	128.021

#### **11** 11 Stephen THOMPSON

SBK Behind 8.062

Best Time **3:28.145** Best Speed **128.007** On **3** Gp **a**

Lap	Elapsed Time	Lap Time	Lap Speed
1	3:38.822	3:38.822	119.708
2	7:07.663	3:28.841	127.580
3	10:35.808	3:28.145	128.007
4	14:11.075	3:35.267	123.772
5	17:49.563	3:38.488	121.947
6	27:07.781	9:18.218	47.730
7	30:35.998	3:28.217	127.962
8	34:04.386	3:28.388	127.857
9	37:50.311	3:45.925	117.933

#### **12** 19 Rob BARBER

SBK Behind 8.446

Best Time **3:28.529** Best Speed **127.771** On **7** Gp **a**

Lap	Elapsed Time	Lap Time	Lap Speed
1	3:40.939	3:40.939	118.561
2	7:10.590	3:29.651	127.087
3	10:41.772	3:31.182	126.166
4	14:11.310	3:29.538	127.156
5	17:51.486	3:40.176	121.012
6	29:00.964	11:09.478	39.798
7	32:29.493	3:28.529	127.771
8	36:20.088	3:50.595	115.544

# METZELER ULSTER GRAND PRIX

## SUPERBIKE

### UGP Second Qualifying

Thursday, 14 August 2014

## DETAILED RESULT



### Qualifying Classification

Position

**13** 29 Ivan LINTIN

SBK Behind 8.996

Best Time 3:29.079 Best Speed 127.435 On 2 Gp a

Lap	Elapsed Time	Lap Time	Lap Speed
1	3:48.412	3:48.412	114.682
2	7:17.491	3:29.079	127.435
3	10:47.754	3:30.263	126.717
4	14:19.860	3:32.106	125.616
5	17:49.591	3:29.731	127.039
6	21:29.611	3:40.020	121.098

**14** 48 Derek McGEE

SBK Behind 9.580

Best Time 3:29.663 Best Speed 127.080 On 3 Gp a

Lap	Elapsed Time	Lap Time	Lap Speed
1	4:17.601	4:17.601	101.687
2	7:50.889	3:33.288	124.920
3	11:20.552	3:29.663	127.080
4	14:53.053	3:32.501	125.383
5	18:23.112	3:30.059	126.840
6	22:38.544	4:15.432	104.309
7	30:57.850	8:19.306	53.362
8	34:28.670	3:30.820	126.383
9	38:05.044	3:36.374	123.138

**15** 40 Daley MATHISON

SBK Behind 9.723

Best Time 3:29.806 Best Speed 126.993 On 7 Gp a

Lap	Elapsed Time	Lap Time	Lap Speed
1	4:20.477	4:20.477	100.564
2	7:56.512	3:36.035	123.332
3	11:29.015	3:32.503	125.382
4	15:06.244	3:37.229	122.654
5	30:17.116	15:10.872	29.251
6	33:47.313	3:30.197	126.757
7	37:17.119	3:29.806	126.993
8	40:47.286	3:30.167	126.775

**16** 15 Derek SHEILS

SBK Behind 9.807

Best Time 3:29.890 Best Speed 126.942 On 3 Gp a

Lap	Elapsed Time	Lap Time	Lap Speed
1	3:47.186	3:47.186	115.301
2	7:17.463	3:30.277	126.709
3	10:47.353	3:29.890	126.942
4	14:29.626	3:42.273	119.870
5	21:52.179	7:22.553	60.205
6	25:24.414	3:32.235	125.540
7	29:09.398	3:44.984	118.426

### Qualifying Classification

Position

**17** 97 Seamus ELLIOTT

SBK Behind 10.948

Best Time 3:31.031 Best Speed 126.256 On 9 Gp a

Lap	Elapsed Time	Lap Time	Lap Speed
1	3:50.494	3:50.494	113.646
2	7:22.255	3:31.761	125.821
3	10:53.552	3:31.297	126.097
4	14:24.583	3:31.031	126.256
5	18:10.676	3:46.093	117.845
6	29:27.708	11:17.032	39.354
7	32:59.945	3:32.237	125.539
8	36:31.174	3:31.229	126.138
9	40:02.205	3:31.031	126.256
10	43:33.591	3:31.386	126.044

**18** 94 Ben WYLIE

SBK Behind 12.297

Best Time 3:32.380 Best Speed 125.454 On 10 Gp a

Lap	Elapsed Time	Lap Time	Lap Speed
1	4:09.752	4:09.752	104.883
2	7:46.300	3:36.548	123.040
3	11:20.201	3:33.901	124.562
4	15:01.646	3:41.445	120.319
5	23:57.270	8:55.624	49.744
6	27:32.062	3:34.792	124.045
7	31:06.549	3:34.487	124.222
8	34:42.942	3:36.393	123.128
9	38:17.551	3:34.609	124.151
10	41:49.931	3:32.380	125.454

**19** 65 Michael SWEENEY

SBK Behind 12.438

Best Time 3:32.521 Best Speed 125.371 On 4 Gp a

Lap	Elapsed Time	Lap Time	Lap Speed
1	3:56.244	3:56.244	110.880
2	7:29.919	3:33.675	124.694
3	11:04.039	3:34.120	124.435
4	14:36.560	3:32.521	125.371
5	18:21.305	3:44.745	118.552

**20** 71 Davy MORGAN

SBK Behind 12.899

Best Time 3:32.982 Best Speed 125.100 On 3 Gp a

Lap	Elapsed Time	Lap Time	Lap Speed
1	3:56.118	3:56.118	110.939
2	7:30.230	3:34.112	124.439
3	11:03.212	3:32.982	125.100
4	14:36.216	3:33.004	125.087
5	18:19.916	3:43.700	119.106

# METZELER ULSTER GRAND PRIX

## SUPERBIKE

### UGP Second Qualifying

Thursday, 14 August 2014

## DETAILED RESULT



### Qualifying Classification

Position

#### **21** 61 John WALSH

SBK Behind 13.715

Best Time **3:33.798** Best Speed **124.622** On **8** Gp **a**

Lap	Elapsed Time	Lap Time	Lap Speed
1	3:57.114	3:57.114	110.473
2	9:26.499	5:29.385	80.890
3	13:00.857	3:34.358	124.297
4	17:37.673	4:36.816	96.252
5	27:41.883	10:04.210	44.097
6	31:18.371	3:36.488	123.074
7	34:52.175	3:33.804	124.619
8	38:25.973	3:33.798	124.622
9	41:59.893	3:33.920	124.551

#### **22** 70 Phillip CROWE

SBK Behind 13.762

Best Time **3:33.845** Best Speed **124.595** On **9** Gp **a**

Lap	Elapsed Time	Lap Time	Lap Speed
1	4:17.118	4:17.118	101.878
2	8:02.523	3:45.405	118.205
3	11:41.250	3:38.727	121.814
4	15:19.112	3:37.862	122.297
5	18:55.495	3:36.383	123.133
6	22:31.795	3:36.300	123.181
7	26:10.288	3:38.493	121.944
8	33:10.144	6:59.856	63.460
9	36:43.989	3:33.845	124.595
10	40:24.028	3:40.039	121.087

#### **23** 111 Paul SHOESMITH

SBK Behind 13.795

Best Time **3:33.878** Best Speed **124.576** On **10** Gp **a**

Lap	Elapsed Time	Lap Time	Lap Speed
1	4:03.978	4:03.978	107.365
2	7:42.515	3:38.537	121.920
3	11:17.911	3:35.396	123.698
4	14:52.840	3:34.929	123.966
5	18:27.482	3:34.642	124.132
6	22:14.723	3:47.241	117.250
7	29:59.832	7:45.109	57.285
8	33:34.699	3:34.867	124.002
9	37:09.442	3:34.743	124.074
10	40:43.320	3:33.878	124.576

### Qualifying Classification

Position

#### **24** 36 Fabrice MIGUET

SBK Behind 15.056

Best Time **3:35.139** Best Speed **123.845** On **7** Gp **a**

Lap	Elapsed Time	Lap Time	Lap Speed
1	4:23.991	4:23.991	99.226
2	8:07.145	3:43.154	119.397
3	11:45.104	3:37.959	122.243
4	15:24.383	3:39.279	121.507
5	26:27.102	11:02.719	40.204
6	30:02.647	3:35.545	123.612
7	33:37.786	3:35.139	123.845
8	37:13.156	3:35.370	123.712
9	40:49.824	3:36.668	122.971

#### **25** 31 Shaun ANDERSON

SBK Behind 15.359

Best Time **3:35.442** Best Speed **123.671** On **2** Gp **a**

Lap	Elapsed Time	Lap Time	Lap Speed
1	4:16.299	4:16.299	102.204
2	7:51.741	3:35.442	123.671
3	11:31.843	3:40.102	121.053

#### **26** 47 Alistair KIRK

SBK Behind 15.386

Best Time **3:35.469** Best Speed **123.656** On **6** Gp **a**

Lap	Elapsed Time	Lap Time	Lap Speed
1	4:19.442	4:19.442	100.965
2	8:01.949	3:42.507	119.744
3	11:37.743	3:35.794	123.469
4	15:13.407	3:35.664	123.544
5	18:49.692	3:36.285	123.189
6	22:25.161	3:35.469	123.656
7	26:12.050	3:46.889	117.432

#### **27** 66 Tom McHALE

SBK Behind 15.480

Best Time **3:35.563** Best Speed **123.602** On **5** Gp **a**

Lap	Elapsed Time	Lap Time	Lap Speed
1	4:01.974	4:01.974	108.254
2	7:40.993	3:39.019	121.651
3	11:17.311	3:36.318	123.170
4	14:54.635	3:37.324	122.600
5	18:30.198	3:35.563	123.602
6	22:10.897	3:40.699	120.725
7	32:37.712	10:26.815	42.507
8	36:16.449	3:38.737	121.808
9	40:12.247	3:55.798	112.995

# METZELER ULSTER GRAND PRIX

## SUPERBIKE

### UGP Second Qualifying

Thursday, 14 August 2014

## DETAILED RESULT



### Qualifying Classification

Position

#### **28** 98 Paul OWEN

SBK Behind 16.121

Best Time **3:36.204** Best Speed **123.235** On **3** Gp **a**

Lap	Elapsed Time	Lap Time	Lap Speed
1	4:04.919	4:04.919	106.952
2	7:41.281	3:36.362	123.145
3	11:17.485	3:36.204	123.235
4	15:02.094	3:44.609	118.624
5	23:11.256	8:09.162	54.469

#### **29** 27 Nuno CAETANO

SBK Behind 17.221

Best Time **3:37.304** Best Speed **122.611** On **2** Gp **a**

Lap	Elapsed Time	Lap Time	Lap Speed
1	4:47.162	4:47.162	91.219
2	8:24.466	3:37.304	122.611
3	12:02.436	3:37.970	122.237
4	15:39.937	3:37.501	122.500
5	19:17.390	3:37.453	122.527
6	23:03.657	3:46.267	117.755

#### **30** 16 Dave HEWSON

SBK Behind 17.330

Best Time **3:37.413** Best Speed **122.550** On **3** Gp **a**

Lap	Elapsed Time	Lap Time	Lap Speed
1	4:00.277	4:00.277	109.019
2	7:38.308	3:38.031	122.203
3	11:15.721	3:37.413	122.550
4	14:56.089	3:40.368	120.907

#### **31** 89 Colin STEPHENSON

SBK Behind 18.631

Best Time **3:38.714** Best Speed **121.821** On **5** Gp **a**

Lap	Elapsed Time	Lap Time	Lap Speed
1	4:00.947	4:00.947	108.716
2	7:49.281	3:48.334	116.689
3	12:22.691	4:33.410	97.451
4	16:02.707	3:40.016	121.100
5	19:41.421	3:38.714	121.821
6	23:22.363	3:40.942	120.593
7	27:01.654	3:39.291	121.500
8	30:46.466	3:44.812	118.517

### Qualifying Classification

Position

#### **32** 17 Mark GOODINGS

SBK Behind 18.875

Best Time **3:38.958** Best Speed **121.685** On **9** Gp **a**

Lap	Elapsed Time	Lap Time	Lap Speed
1	4:27.031	4:27.031	98.096
2	8:15.269	3:48.238	116.738
3	12:02.358	3:47.089	117.328
4	15:47.607	3:45.249	118.287
5	26:59.038	11:11.431	39.682
6	30:39.497	3:40.459	120.857
7	34:20.084	3:40.587	120.787
8	37:59.941	3:39.857	121.188
9	41:38.899	3:38.958	121.685

#### **33** 43 Mark PARRETT

SBK Behind 19.394

Best Time **3:39.477** Best Speed **121.398** On **6** Gp **a**

Lap	Elapsed Time	Lap Time	Lap Speed
1	4:11.910	4:11.910	103.984
2	7:53.077	3:41.167	120.470
3	11:32.849	3:39.772	121.235
4	15:17.215	3:44.366	118.752
5	21:26.254	6:09.039	72.198
6	25:05.731	3:39.477	121.398
7	28:49.220	3:43.489	119.218
8	34:20.525	5:31.305	80.421
9	38:00.362	3:39.837	121.199
10	41:42.901	3:42.539	119.727

#### **34** 21 Alan CONNOR

SBK Behind 20.958

Best Time **3:41.041** Best Speed **120.539** On **8** Gp **a**

Lap	Elapsed Time	Lap Time	Lap Speed
1	4:38.208	4:38.208	94.155
2	8:23.593	3:45.385	118.215
3	12:09.969	3:46.376	117.698
4	15:53.780	3:43.811	119.047
5	19:35.534	3:41.754	120.151
6	23:21.071	3:45.537	118.136
7	33:00.385	9:39.314	45.992
8	36:41.426	3:41.041	120.539
9	40:28.193	3:46.767	117.495



# METZELER ULSTER GRAND PRIX

## SUPERBIKE

### UGP Second Qualifying

Thursday, 14 August 2014

## DETAILED RESULT



### Qualifying Classification

Position

#### **35** 41 Neil GREGORY

SBK Behind 23.305

Best Time 3:43.388 Best Speed 119.272 On 3 Gp a

Lap	Elapsed Time	Lap Time	Lap Speed
1	4:16.941	4:16.941	101.948
2	8:01.585	3:44.644	118.605
3	11:44.973	3:43.388	119.272
4	15:54.884	4:09.911	106.614

#### **36** 23 Dennis BOOTH

SBK Behind 25.745

Best Time 3:45.828 Best Speed 117.983 On 3 Gp a

Lap	Elapsed Time	Lap Time	Lap Speed
1	4:20.411	4:20.411	100.590
2	8:07.392	3:46.981	117.384
3	11:53.220	3:45.828	117.983
4	15:41.044	3:47.824	116.950
5	19:28.194	3:47.150	117.297
6	30:56.435	11:28.241	38.713
7	34:45.550	3:49.115	116.291
8	41:09.268	6:23.718	69.436

#### **37** 69 George SPENCE

SBK Behind 29.306

Best Time 3:49.389 Best Speed 116.152 On 9 Gp a

Lap	Elapsed Time	Lap Time	Lap Speed
1	4:19.371	4:19.371	100.993
2	8:14.747	3:55.376	113.197
3	12:09.771	3:55.024	113.367
4	16:02.343	3:52.572	114.562
5	19:53.960	3:51.617	115.035
6	23:45.734	3:51.774	114.957
7	27:37.310	3:51.576	115.055
8	31:28.841	3:51.531	115.077
9	35:18.230	3:49.389	116.152
10	39:14.000	3:55.770	113.008

#### **38** 91 Anthony McCOLGAN

SBK Behind 30.670

Best Time 3:50.753 Best Speed 115.465 On 2 Gp a

Lap	Elapsed Time	Lap Time	Lap Speed
1	4:16.316	4:16.316	102.197
2	8:07.069	3:50.753	115.465
3	11:59.746	3:52.677	114.511

### Qualifying Classification

Position

#### **39** 33 Paul CRANSTON

SBK Behind 31.616

Best Time 3:51.699 Best Speed 114.994 On 5 Gp a

Lap	Elapsed Time	Lap Time	Lap Speed
1	4:22.077	4:22.077	99.950
2	8:14.964	3:52.887	114.407
3	12:13.995	3:59.031	111.467
4	17:26.719	5:12.724	85.200
5	21:18.418	3:51.699	114.994
6	25:10.477	3:52.059	114.815
7	29:08.255	3:57.778	112.054

### Non Qualifiers

Position

#### 80 Darren COOPER

SBK Behind 29.526

Best Time 3:49.609 Best Speed 116.041 On 2 Gp a

Lap	Elapsed Time	Lap Time	Lap Speed
1	4:41.687	4:41.687	92.992
2	8:31.296	3:49.609	116.041
3	12:29.522	3:58.226	111.843
4	41:09.837	28:40.315	15.488

#### 38 Andrew SELLARS

SBK Behind 37.186

Best Time 3:57.269 Best Speed 112.294 On 5 Gp a

Lap	Elapsed Time	Lap Time	Lap Speed
1	4:40.192	4:40.192	93.488
2	8:39.979	3:59.787	111.115
3	12:37.741	3:57.762	112.061
4	16:36.350	3:58.609	111.664
5	20:33.619	3:57.269	112.294
6	24:33.986	4:00.367	110.847

#### 25 Ivan SHANLEY

SBK Behind 41.456

Best Time 4:01.539 Best Speed 110.309 On 1 Gp a

Lap	Elapsed Time	Lap Time	Lap Speed
1	4:01.539	4:01.539	108.449

Speed TrapSuperbikes 2nd Practice

No.	Name	Lap 1	Lap 2	Lap 3	Lap 4	Lap 5	Lap 6	Lap 7	Lap 8	Lap 9
1	Michael DUNLOP	185		185		188			186	184
2	Ian HUTCHINSON					183				185
4	Guy MARTIN	187	185	186	185			186		184
5	Bruce ANSTEY		183	186	183		185	187		
6	William DUNLOP		187			189	190	191		
11	Stephen THOMPSON			180				183	179	
12	Dean HARRISON	185	185		174	184		186		
13	Lee JOHNSTON	189					181		184	
14	Dan KNEEN		182		184				183	
15	Derek SHEILS			175		174				
17	Mark GOODINGS					154		157		
18	James McBRIDE						177			
20	Dan STEWART	165								
21	Alan CONNOR		167		167			152		
23	Dennis BOOTH			164	169					
24	Steve MERCER			175	172			180	182	
27	Nuno CAETANO					171				
29	Ivan LINTIN		178		172	170				
33	Paul CRANSTON			178	137					
36	Fabrice MIGUET			178					172	
38	Andrew SELLARS				165	165				
40	Daley MATHISON		180	179				178		178
43	Mark PARRETT		179			176	177			
47	Alistair KIRK		169			177				
48	Derek McGEE		182	181	178	180		179	182	
60	Peter HICKMAN			156			184	184	184	
65	Nikki COATES		171		178					
66	Tom McHALE		182			176			178	173
69	George SPENCE					169			167	
70	Phillip CROWE					168				
71	Davy MORGAN	178			174					
89	Colin STEPHENSON			171		171	165			
94	Ben WYLIE						176	176	174	175
97	Seamus ELLIOTT	182	181	181	179				180	178
98	Paul OWEN					158				
111	Paul SHOESMITH		182			178			178	

# METZELER ULSTER GRAND PRIX


## SUPERBIKE Combined Qualifying



Pos	Class	No	Name	-----Best Time / Qual Laps-----			Overall Best Time / Speed / Total Qual Laps			
				Session A	Session B					
<b>Qualifying Classification</b>										
1	SBK	5	Bruce ANSTEY	3:23.215	5	3:20.083	8	3:20.083	133.165	13
2	SBK	4	Guy MARTIN	3:22.227	7	3:20.631	9	3:20.631	132.801	16
3	SBK	6	William DUNLOP	3:24.083	8	3:21.776	6	3:21.776	132.047	14
4	SBK	1	Michael DUNLOP	3:22.996	5	3:22.330	5	3:22.330	131.686	10
5	SBK	13	Lee JOHNSTON	3:24.471	3	3:22.350	7	3:22.350	131.673	10
6	SBK	14	Dan KNEEN	3:26.579	3	3:23.063	7	3:23.063	131.210	10
7	SBK	60	Peter HICKMAN	3:26.146	9	3:23.091	6	3:23.091	131.192	15
8	SBK	12	Dean HARRISON	3:27.282	3	3:23.914	9	3:23.914	130.663	12
9	SBK	2	Ian HUTCHINSON	3:25.223	7	3:24.976	8	3:24.976	129.986	15
10	SBK	24	Steve MERCER	3:27.359	5	3:25.814	10	3:25.814	129.456	15
11	SBK	11	Stephen THOMPSON	3:27.945	4	3:28.145	8	3:27.945	128.130	12
12	SBK	19	Rob BARBER	3:30.994	9	3:28.529	7	3:28.529	127.771	16
13	SBK	29	Ivan LINTIN	3:30.744	3	3:29.079	6	3:29.079	127.435	9
14	SBK	15	Derek SHEILS	3:29.337	6	3:29.890	6	3:29.337	127.278	12
15	SBK	48	Derek McGEE	3:29.522	7	3:29.663	6	3:29.522	127.165	13
16	SBK	40	Daley MATHISON	3:34.661	7	3:29.806	6	3:29.806	126.993	13
17	SBK	97	Seamus ELLIOTT	3:31.030	5	3:31.031	9	3:31.030	126.257	14
18	SBK	52	Russ MOUNTFORD	3:32.009	9	-----		3:32.009	125.674	9
19	SBK	94	Ben WYLIE	3:35.287	8	3:32.380	8	3:32.380	125.454	16
20	SBK	65	Michael SWEENEY	3:36.091	2	3:32.521	5	3:32.521	125.371	7
21	SBK	61	John WALSH	3:32.565	6	3:33.798	6	3:32.565	125.345	12
22	SBK	31	Shaun ANDERSON	3:32.794	8	3:35.442	2	3:32.794	125.210	10
23	SBK	71	Davy MORGAN	3:38.853	3	3:32.982	5	3:32.982	125.100	8
24	SBK	111	Paul SHOESMITH	3:33.669	10	3:33.878	8	3:33.669	124.697	18
25	SBK	70	Phillip CROWE	3:39.747	7	3:33.845	8	3:33.845	124.595	15
26	SBK	98	Paul OWEN	3:34.320	6	3:36.204	3	3:34.320	124.319	9
27	SBK	36	Fabrice MIGUET	3:37.755	6	3:35.139	7	3:35.139	123.845	13
28	SBK	47	Alistair KIRK	3:42.352	7	3:35.469	6	3:35.469	123.656	13
29	SBK	66	Tom McHALE	3:40.678	4	3:35.563	7	3:35.563	123.602	11
30	SBK	43	Mark PARRETT	3:36.675	7	3:39.477	7	3:36.675	122.967	14
31	SBK	25	Ivan SHANLEY	3:37.078	3	4:01.539	0	3:37.078	122.739	3
32	SBK	27	Nuno CAETANO	3:38.962	5	3:37.304	5	3:37.304	122.611	10
33	SBK	16	Dave HEWSON	3:38.976	7	3:37.413	3	3:37.413	122.550	10
34	SBK	89	Colin STEPHENSON	3:43.348	6	3:38.714	6	3:38.714	121.821	12
35	SBK	17	Mark GOODINGS	3:40.896	8	3:38.958	7	3:38.958	121.685	15
36	SBK	21	Alan CONNOR	3:41.320	6	3:41.041	7	3:41.041	120.539	13
37	SBK	41	Neil GREGORY	3:41.627	6	3:43.388	2	3:41.627	120.220	8
38	SBK	23	Dennis BOOTH	3:42.222	5	3:45.828	5	3:42.222	119.898	10
39	SBK	95	Xavier DENIS	3:42.682	6	-----		3:42.682	119.650	6
40	SBK	91	Anthony McCOLGAN	3:44.630	4	3:50.753	2	3:44.630	118.613	6
41	SBK	33	Paul CRANSTON	3:46.840	9	3:51.699	3	3:46.840	117.457	12
42	SBK	69	George SPENCE	42:59.260	0	3:49.389	9	3:49.389	116.152	9
43	SBK	80	Darren COOPER	3:49.952	4	3:49.609	1	3:49.609	116.041	5
44	SBK	38	Andrew SELLARS	3:58.177	5	3:57.269	1	3:57.269	112.294	6

Provisional result to be confirmed by the Stewards of the Meeting subject to completion of technical inspections & the time limit for protests

Page 1 / 1

Circuit	<b>Dundrod</b>	Signed		Organising Club	<b>Dundrod &amp; District MCC</b>
Length(miles)	<b>7.4011</b>	Lap 1 (7.2763)	Chief Timekeeper		
Weather		Issued At:			
Track					



METZELER ULSTER GRAND PRIX

SUPERBIKE

Dundrod 7.401 miles

Race 4 - Metzeler Superbike

16/08/2014 14:00

Race (7 Laps)

RACES 4 & 7 - SUPERBIKE Page 1 of 2

21	C	17	B	89	A	16		14
D		C		B		A		13
27		25		43				12
C		B		A				11
66		47		36		98		10
D		C		B		A		9
70		111		71				8
C		B		A				7
31		61		65		94	B-2	7
D		C		B		A		

52	C	97	B	40	A	48		6
D		C		B		A		5
15		29		19				4
C		B		A				3
11		24		2		12		3
D		C		B		A		2
60		14		13				2
C		B		A				1
1		6		4		5	A-1	1
D		C		B		A		

POLE POSITION



Promoted by Dundrod and District Motorcycle Club

Orbits

Provisional result to be confirmed by the Stewards of the Meeting subject to the completion of technical inspections and the time limit for protests  
MCUI (Ulster Centre) Timing @ www.elaps-timing.com

www.mylaps.com  
Licensed to: MCUI

**METZELER ULSTER GRAND PRIX**

**SUPERBIKE**


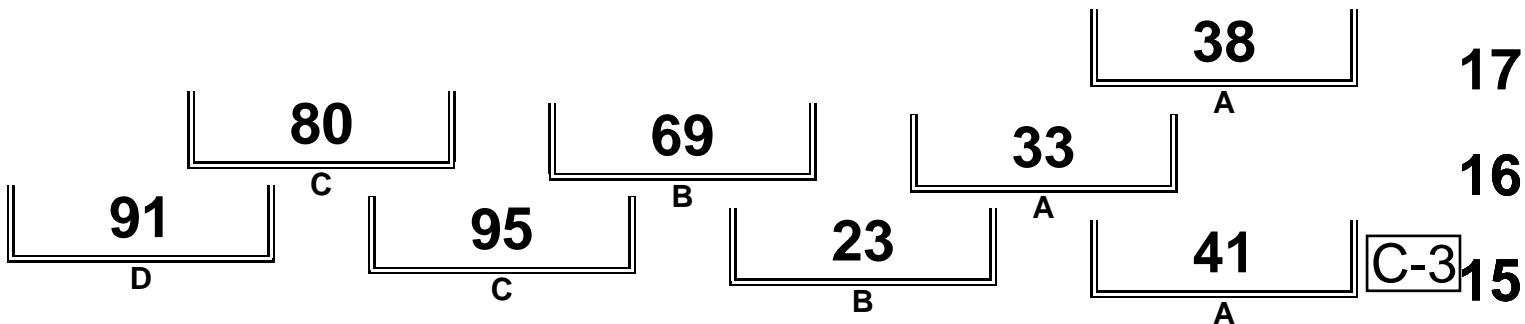
Dundrod 7.401 miles

Race 4 - Metzeler Superbike

16/08/2014 14:00

Race (7 Laps)

**RACES 4 & 7 - SUPERBIKE Page 2 of 2**



Promoted by Dundrod and District Motorcycle Club

Orbits

Provisional result to be confirmed by the Stewards of the Meeting subject to the completion of technical inspections and the time limit for protests  
MCUI (Ulster Centre) Timing @ www.elaps-timing.com

www.mylaps.com  
Licensed to: MCUI

# METZELER ULSTER GRAND PRIX

## SUPERBIKE

### Race 4 - McKinstry Skip Hire Superbike

Saturday, 16 August 2014



Pos	Class	No	Name	Machine / Sponsor	Gp	Laps	Total Time	Behind	Speed	-----Best Lap-----		
										Time	Speed	On
1	SBK	5	Bruce ANSTEY	Honda - Valvoline Racing by Padgetts	a	7	24:10.701		128.254	3:22.015	131.891	7
2	SBK	4	Guy MARTIN	Suzuki - Tyco Suzuki by TAS Racing	a	7	24:10.961	0.260	128.231	3:23.293	131.062	7
3	SBK	13	Lee JOHNSTON	Honda - ECC / Pirtek	a	7	24:15.530	4.829	127.829	3:24.124	130.528	6
4	SBK	1	Michael DUNLOP	BMW - BMW Motorrad	a	7	24:18.122	7.421	127.601	3:23.754	130.765	6
5	SBK	60	Peter HICKMAN	BMW - Ice Valley by Motorsave	a	7	24:55.991	45.290	124.371	3:29.683	127.068	7
6	SBK	40	Daley MATHISON	Suzuki - Hol-Taj/Team Classic Suzuki	a	7	24:57.863	47.162	124.216	3:30.755	126.421	6
7	SBK	29	Ivan LINTIN	Honda - Taylor Lindsey Racing	a	7	25:16.435	1:05.734	122.695	3:33.361	124.877	3
8	SBK	2	Ian HUTCHINSON	Yamaha - Milwaukee Yamaha	a	7	25:17.280	1:06.579	122.626	3:34.002	124.503	3
9	SBK	19	Rob BARBER	BMW - Block Solutions	a	7	25:19.465	1:08.764	122.450	3:33.420	124.843	7
10	SBK	52	Russ MOUNTFORD	Kawasaki - Silicone Engineering Racing	a	7	25:27.884	1:17.183	121.775	3:35.450	123.667	7
11	SBK	31	Shaun ANDERSON	Suzuki - CN Racing	b	7	25:37.843	1:27.142	120.987	3:34.428	124.256	7
12	SBK	94	Ben WYLIE	Bimota - bimota.uk.com	b	7	25:46.497	1:35.796	120.310	3:35.551	123.609	7
13	SBK	66	Tom McHALE	Honda	b	7	25:55.355	1:44.654	119.624	3:38.351	122.024	6
14	SBK	70	Phillip CROWE	BMW - Handtrans-Objektum-Fleetwood	b	7	26:01.693	1:50.992	119.139	3:40.330	120.928	4
15	SBK	15	Derek SHEILS	Kawasaki - CD Racing	a	7	26:02.291	1:51.590	119.093	3:41.179	120.463	2
16	SBK	43	Mark PARRETT	BMW - C & C Ltd.	b	7	26:05.945	1:55.244	118.815	3:38.566	121.903	7
17	SBK	16	Dave HEWSON	Aprilia - Obsession Engineering	b	7	26:06.485	1:55.784	118.774	3:39.034	121.643	7
18	SBK	89	Colin STEPHENSON	Honda - CS Racing	b	7	26:06.697	1:55.996	118.758	3:39.881	121.174	6
19	SBK	98	Paul OWEN	Honda - Team #98	b	7	26:07.292	1:56.591	118.713	3:38.588	121.891	6
20	SBK	21	Alan CONNOR	Suzuki - Connor Racing	b	7	26:43.070	2:32.369	116.064	3:43.463	119.232	7
21	SBK	33	Paul CRANSTON	Honda - P & J Fuel Haulage	c	6	23:30.157	1 Lap	113.047	3:48.483	116.612	6
22	SBK	69	George SPENCE	Honda - Dod Spence Racing	c	6	23:48.405	18.248	111.603	3:52.404	114.645	6

#### Fastest Lap


SBK	5	Bruce ANSTEY	Honda - Valvoline Racing by Padgetts	a						3:22.015	131.891	7
-----	---	--------------	--------------------------------------	---	--	--	--	--	--	----------	---------	---

#### Not Classified

DNF	SBK	24	Steve MERCER	Suzuki - Team Traction Control	a	6	21:26.388	1 Lap	123.924	3:30.499	126.575	6
DNF	SBK	38	Andrew SELLARS	Honda	c	4	15:58.102	3 Laps	110.767	3:56.585	112.619	3
DNF	SBK	41	Neil GREGORY	Honda - Quelch Afterdark Racing	c	1	3:56.514	6 Laps	110.753	3:56.514	110.753	1
DNF	SBK	11	Stephen THOMPSON	BMW - Bathams prize winning ales	a	1	3:58.622	2.108	109.775	3:58.622	109.775	1
DNF	SBK	97	Seamus ELLIOTT	Kawasaki - D & G W Racing	a	1	4:04.181	7.667	107.276	4:04.181	107.276	1
DNF	SBK	71	Davy MORGAN	Honda - Strangford Holiday Park	b	1	4:07.552	11.038	105.815	4:07.552	105.815	1
DNF	SBK	36	Fabrice MIGUET	Honda	b	1	4:10.043	13.529	104.761	4:10.043	104.761	1
DNF	SBK	91	Anthony McCOLGAN	Ducati	c	1	4:15.650	19.136	102.463	4:15.650	102.463	1
DNF	SBK	17	Mark GOODINGS	Kawasaki - IPG Racing	b	1	4:17.271	20.757	101.817	4:17.271	101.817	1

Provisional result to be confirmed by the Stewards of the Meeting subject to completion of technical inspections & the time limit for protests

Page 1 / 1

Circuit	<b>Dundrod</b>	Signed	 Chief Timekeeper	Organising Club	<b>Dundrod &amp; District MCC</b>
Length(miles)	<b>7.4011</b> Lap 1 (7.2763)	Issued At:	16:00	Race Started	<b>15:32</b>
Weather	<b>Cloudy</b>			Gp Time Diff - b 25.64 / c 49.55	
Track	<b>Mainly Dry / Damp Patches</b>				



MCUI Ulster  
Centre Timing  
powered by  
e-Laps timing software

www.elaps-timing.com



# METZELER ULSTER GRAND PRIX

## SUPERBIKE

### Race 4 - McKinstry Skip Hire Superbike

Saturday, 16 August 2014

## DETAILED RESULT



### Race Classification

#### **1** 5 Bruce ANSTEY

Total Time **24:10.701** Avg Speed **128.254** Behind  
Best Time **3:22.015** Best Speed **131.891** On **7** Gp **a**

Lap	Elapsed Time	Lap Time	Lap Speed
1	3:37.322	3:37.322	120.534
2	7:06.150	3:28.828	127.588
3	10:33.715	3:27.565	128.364
4	13:59.468	3:25.753	129.495
5	17:24.042	3:24.574	130.241
6	20:48.686	3:24.644	130.197
7	24:10.701	3:22.015	131.891

#### **2** 4 Guy MARTIN

Total Time **24:10.961** Avg Speed **128.231** Behind **0.260**  
Best Time **3:23.293** Best Speed **131.062** On **7** Gp **a**

Lap	Elapsed Time	Lap Time	Lap Speed
1	3:37.073	3:37.073	120.672
2	7:05.886	3:28.813	127.597
3	10:33.460	3:27.574	128.359
4	13:59.235	3:25.775	129.481
5	17:23.923	3:24.688	130.169
6	20:47.668	3:23.745	130.771
7	24:10.961	3:23.293	131.062

#### **3** 13 Lee JOHNSTON

Total Time **24:15.530** Avg Speed **127.829** Behind **4.829**  
Best Time **3:24.124** Best Speed **130.528** On **6** Gp **a**

Lap	Elapsed Time	Lap Time	Lap Speed
1	3:37.187	3:37.187	120.609
2	7:06.003	3:28.816	127.595
3	10:33.854	3:27.851	128.188
4	13:59.748	3:25.894	129.406
5	17:24.481	3:24.733	130.140
6	20:48.605	3:24.124	130.528
7	24:15.530	3:26.925	128.761

#### **4** 1 Michael DUNLOP

Total Time **24:18.122** Avg Speed **127.601** Behind **7.421**  
Best Time **3:23.754** Best Speed **130.765** On **6** Gp **a**

Lap	Elapsed Time	Lap Time	Lap Speed
1	3:39.920	3:39.920	119.110
2	7:09.318	3:29.398	127.241
3	10:35.423	3:26.105	129.274
4	14:00.608	3:25.185	129.853
5	17:26.106	3:25.498	129.656
6	20:49.860	3:23.754	130.765
7	24:18.122	3:28.262	127.935

### Race Classification

#### **5** 60 Peter HICKMAN

Total Time **24:55.991** Avg Speed **124.371** Behind **45.290**  
Best Time **3:29.683** Best Speed **127.068** On **7** Gp **a**

Lap	Elapsed Time	Lap Time	Lap Speed
1	3:42.621	3:42.621	117.665
2	7:17.868	3:35.247	123.783
3	10:51.056	3:33.188	124.979
4	14:23.059	3:32.003	125.677
5	17:55.711	3:32.652	125.294
6	21:26.308	3:30.597	126.516
7	24:55.991	3:29.683	127.068

#### **6** 40 Daley MATHISON

Total Time **24:57.863** Avg Speed **124.216** Behind **47.162**  
Best Time **3:30.755** Best Speed **126.421** On **6** Gp **a**

Lap	Elapsed Time	Lap Time	Lap Speed
1	3:43.754	3:43.754	117.069
2	7:18.837	3:35.083	123.878
3	10:51.572	3:32.735	125.245
4	14:24.303	3:32.731	125.247
5	17:56.144	3:31.841	125.773
6	21:26.899	3:30.755	126.421
7	24:57.863	3:30.964	126.296

#### **7** 29 Ivan LINTIN

Total Time **25:16.435** Avg Speed **122.695** Behind **1:05.734**  
Best Time **3:33.361** Best Speed **124.877** On **3** Gp **a**

Lap	Elapsed Time	Lap Time	Lap Speed
1	3:46.544	3:46.544	115.627
2	7:22.684	3:36.140	123.272
3	10:56.045	3:33.361	124.877
4	14:29.860	3:33.815	124.612
5	18:05.861	3:36.001	123.351
6	21:42.122	3:36.261	123.203
7	25:16.435	3:34.313	124.323

#### **8** 2 Ian HUTCHINSON

Total Time **25:17.280** Avg Speed **122.626** Behind **1:06.579**  
Best Time **3:34.002** Best Speed **124.503** On **3** Gp **a**

Lap	Elapsed Time	Lap Time	Lap Speed
1	3:43.602	3:43.602	117.149
2	7:19.420	3:35.818	123.456
3	10:53.422	3:34.002	124.503
4	14:28.102	3:34.680	124.110
5	18:05.718	3:37.616	122.436
6	21:43.197	3:37.479	122.513
7	25:17.280	3:34.083	124.456



MCUI Ulster  
Centre Timing  
powered by  
e-Laps timing software

[www.elaps-timing.com](http://www.elaps-timing.com)



# METZELER ULSTER GRAND PRIX

## SUPERBIKE

### Race 4 - McKinstry Skip Hire Superbike

Saturday, 16 August 2014

## DETAILED RESULT



### Race Classification

#### 9 19 Rob BARBER

Total Time **25:19.465** Avg Speed **122.450** Behind **1:08.764**  
Best Time **3:33.420** Best Speed **124.843** On **7** Gp **a**

Lap	Elapsed Time	Lap Time	Lap Speed
1	3:49.039	3:49.039	114.368
2	7:26.617	3:37.578	122.457
3	11:01.797	3:35.180	123.822
4	14:37.705	3:35.908	123.404
5	18:12.000	3:34.295	124.333
6	21:46.045	3:34.045	124.478
7	25:19.465	3:33.420	124.843

#### 10 52 Russ MOUNTFORD

Total Time **25:27.884** Avg Speed **121.775** Behind **1:17.183**  
Best Time **3:35.450** Best Speed **123.667** On **7** Gp **a**

Lap	Elapsed Time	Lap Time	Lap Speed
1	3:46.430	3:46.430	115.686
2	7:23.775	3:37.345	122.588
3	11:02.240	3:38.465	121.960
4	14:39.853	3:37.613	122.437
5	18:16.267	3:36.414	123.116
6	21:52.434	3:36.167	123.256
7	25:27.884	3:35.450	123.667

#### 11 31 Shaun ANDERSON

Total Time **25:37.843** Avg Speed **120.987** Behind **1:27.142**  
Best Time **3:34.428** Best Speed **124.256** On **7** Gp **b**

Lap	Elapsed Time	Lap Time	Lap Speed
1	3:53.266	3:53.266	112.295
2	7:34.686	3:41.420	120.332
3	11:13.473	3:38.787	121.780
4	14:51.867	3:38.394	122.000
5	18:28.984	3:37.117	122.717
6	22:03.415	3:34.431	124.254
7	25:37.843	3:34.428	124.256

#### 12 94 Ben WYLIE

Total Time **25:46.497** Avg Speed **120.310** Behind **1:35.796**  
Best Time **3:35.551** Best Speed **123.609** On **7** Gp **b**

Lap	Elapsed Time	Lap Time	Lap Speed
1	3:54.573	3:54.573	111.670
2	7:35.595	3:41.022	120.549
3	11:13.943	3:38.348	122.025
4	14:52.942	3:38.999	121.662
5	18:32.556	3:39.614	121.322
6	22:10.946	3:38.390	122.002
7	25:46.497	3:35.551	123.609

### Race Classification

#### 13 66 Tom McHALE

Total Time **25:55.355** Avg Speed **119.624** Behind **1:44.654**  
Best Time **3:38.351** Best Speed **122.024** On **6** Gp **b**

Lap	Elapsed Time	Lap Time	Lap Speed
1	3:54.414	3:54.414	111.745
2	7:37.041	3:42.627	119.680
3	11:17.515	3:40.474	120.849
4	14:57.413	3:39.898	121.165
5	18:35.986	3:38.573	121.900
6	22:14.337	3:38.351	122.024
7	25:55.355	3:41.018	120.551

#### 14 70 Phillip CROWE

Total Time **26:01.693** Avg Speed **119.139** Behind **1:50.992**  
Best Time **3:40.330** Best Speed **120.928** On **4** Gp **b**

Lap	Elapsed Time	Lap Time	Lap Speed
1	3:52.819	3:52.819	112.511
2	7:36.587	3:43.768	119.070
3	11:17.678	3:41.091	120.511
4	14:58.008	3:40.330	120.928
5	18:39.526	3:41.518	120.279
6	22:20.635	3:41.109	120.501
7	26:01.693	3:41.058	120.529

#### 15 15 Derek SHEILS

Total Time **26:02.291** Avg Speed **119.093** Behind **1:51.590**  
Best Time **3:41.179** Best Speed **120.463** On **2** Gp **a**

Lap	Elapsed Time	Lap Time	Lap Speed
1	3:46.489	3:46.489	115.655
2	7:27.668	3:41.179	120.463
3	11:12.012	3:44.344	118.764
4	14:56.072	3:44.060	118.914
5	18:39.563	3:43.491	119.217
6	22:20.754	3:41.191	120.457
7	26:02.291	3:41.537	120.269

#### 16 43 Mark PARRETT

Total Time **26:05.945** Avg Speed **118.815** Behind **1:55.244**  
Best Time **3:38.566** Best Speed **121.903** On **7** Gp **b**

Lap	Elapsed Time	Lap Time	Lap Speed
1	3:57.403	3:57.403	110.338
2	7:43.254	3:45.851	117.971
3	11:25.012	3:41.758	120.149
4	15:06.108	3:41.096	120.509
5	18:47.390	3:41.282	120.407
6	22:27.379	3:39.989	121.115
7	26:05.945	3:38.566	121.903



MCUI Ulster  
Centre Timing  
powered by  
e-Laps timing software

[www.elaps-timing.com](http://www.elaps-timing.com)





# METZELER ULSTER GRAND PRIX

## SUPERBIKE

Race 4 - McKinstry Skip Hire Superbike

Saturday, 16 August 2014

### DETAILED RESULT



#### Race Classification

##### 17 16 Dave HEWSON

Total Time **26:06.485** Avg Speed **118.774** Behind **1:55.784**  
Best Time **3:39.034** Best Speed **121.643** On **7** Gp **b**

Lap	Elapsed Time	Lap Time	Lap Speed
1	3:55.613	3:55.613	111.177
2	7:42.600	3:46.987	117.381
3	11:25.702	3:43.102	119.425
4	15:06.264	3:40.562	120.800
5	18:47.741	3:41.477	120.301
6	22:27.451	3:39.710	121.269
7	26:06.485	3:39.034	121.643

##### 18 89 Colin STEPHENSON

Total Time **26:06.697** Avg Speed **118.758** Behind **1:55.996**  
Best Time **3:39.881** Best Speed **121.174** On **6** Gp **b**

Lap	Elapsed Time	Lap Time	Lap Speed
1	3:57.225	3:57.225	110.421
2	7:42.417	3:45.192	118.317
3	11:24.403	3:41.986	120.025
4	15:05.686	3:41.283	120.407
5	18:46.930	3:41.244	120.428
6	22:26.811	3:39.881	121.174
7	26:06.697	3:39.886	121.172

##### 19 98 Paul OWEN

Total Time **26:07.292** Avg Speed **118.713** Behind **1:56.591**  
Best Time **3:38.588** Best Speed **121.891** On **6** Gp **b**

Lap	Elapsed Time	Lap Time	Lap Speed
1	3:56.276	3:56.276	110.865
2	7:42.898	3:46.622	117.570
3	11:26.202	3:43.304	119.317
4	15:09.255	3:43.053	119.451
5	18:49.192	3:39.937	121.144
6	22:27.780	3:38.588	121.891
7	26:07.292	3:39.512	121.378

##### 20 21 Alan CONNOR

Total Time **26:43.070** Avg Speed **116.064** Behind **2:32.369**  
Best Time **3:43.463** Best Speed **119.232** On **7** Gp **b**

Lap	Elapsed Time	Lap Time	Lap Speed
1	4:00.280	4:00.280	109.017
2	7:50.162	3:49.882	115.903
3	11:37.089	3:46.927	117.412
4	15:26.997	3:49.908	115.890
5	19:15.236	3:48.239	116.737
6	22:59.607	3:44.371	118.750
7	26:43.070	3:43.463	119.232

#### Race Classification

##### 21 33 Paul CRANSTON

Total Time **23:30.157** Avg Speed **113.047** Behind **1 Lap**  
Best Time **3:48.483** Best Speed **116.612** On **6** Gp **c**

Lap	Elapsed Time	Lap Time	Lap Speed
1	3:57.928	3:57.928	110.095
2	7:51.701	3:53.773	113.974
3	11:41.635	3:49.934	115.877
4	15:52.300	4:10.665	106.293
5	19:41.674	3:49.374	116.159
6	23:30.157	3:48.483	116.612

##### 22 69 George SPENCE

Total Time **23:48.405** Avg Speed **111.603** Behind **18.248**  
Best Time **3:52.404** Best Speed **114.645** On **6** Gp **c**

Lap	Elapsed Time	Lap Time	Lap Speed
1	4:05.796	4:05.796	106.571
2	8:03.901	3:58.105	111.900
3	12:01.925	3:58.024	111.938
4	16:02.428	4:00.503	110.784
5	19:56.001	3:53.573	114.071
6	23:48.405	3:52.404	114.645

#### Not Classified

##### DNF 24 Steve MERCER

Total Time **21:26.388** Avg Speed **123.924** Behind **1 Lap**  
Best Time **3:30.499** Best Speed **126.575** On **6** Gp **a**

Lap	Elapsed Time	Lap Time	Lap Speed
1	3:43.532	3:43.532	117.185
2	7:18.107	3:34.575	124.171
3	10:50.925	3:32.818	125.196
4	14:23.283	3:32.358	125.467
5	17:55.889	3:32.606	125.321
6	21:26.388	3:30.499	126.575

##### DNF 38 Andrew SELLARS

Total Time **15:58.102** Avg Speed **110.767** Behind **3 Laps**  
Best Time **3:56.585** Best Speed **112.619** On **3** Gp **c**

Lap	Elapsed Time	Lap Time	Lap Speed
1	4:06.986	4:06.986	106.057
2	8:04.375	3:57.389	112.238
3	12:00.960	3:56.585	112.619
4	15:58.102	3:57.142	112.354



MCUI Ulster  
Centre Timing  
powered by  
e-Laps timing software

www.elaps-timing.com



# METZELER ULSTER GRAND PRIX

## SUPERBIKE

Race 4 - McKinstry Skip Hire Superbike

Saturday, 16 August 2014

## DETAILED RESULT



### Not Classified

#### **DNF** 41 Neil GREGORY

Total Time **3:56.514** Avg Speed **110.753** Behind **6 Laps**

Best Time **3:56.514** Best Speed **110.753** On 1 Gp c

Lap	Elapsed Time	Lap Time	Lap Speed
1	3:56.514	3:56.514	110.753

#### **DNF** 11 Stephen THOMPSON

Total Time **3:58.622** Avg Speed **109.775** Behind **2.108**

Best Time **3:58.622** Best Speed **109.775** On 1 Gp a

Lap	Elapsed Time	Lap Time	Lap Speed
1	3:58.622	3:58.622	109.775

#### **DNF** 97 Seamus ELLIOTT

Total Time **4:04.181** Avg Speed **107.276** Behind **7.667**

Best Time **4:04.181** Best Speed **107.276** On 1 Gp a

Lap	Elapsed Time	Lap Time	Lap Speed
1	4:04.181	4:04.181	107.276

#### **DNF** 71 Davy MORGAN

Total Time **4:07.552** Avg Speed **105.815** Behind **11.038**

Best Time **4:07.552** Best Speed **105.815** On 1 Gp b

Lap	Elapsed Time	Lap Time	Lap Speed
1	4:07.552	4:07.552	105.815

#### **DNF** 36 Fabrice MIGUET

Total Time **4:10.043** Avg Speed **104.761** Behind **13.529**

Best Time **4:10.043** Best Speed **104.761** On 1 Gp b

Lap	Elapsed Time	Lap Time	Lap Speed
1	4:10.043	4:10.043	104.761

#### **DNF** 91 Anthony McCOLGAN

Total Time **4:15.650** Avg Speed **102.463** Behind **19.136**

Best Time **4:15.650** Best Speed **102.463** On 1 Gp c

Lap	Elapsed Time	Lap Time	Lap Speed
1	4:15.650	4:15.650	102.463

#### **DNF** 17 Mark GOODINGS

Total Time **4:17.271** Avg Speed **101.817** Behind **20.757**

Best Time **4:17.271** Best Speed **101.817** On 1 Gp b

Lap	Elapsed Time	Lap Time	Lap Speed
1	4:17.271	4:17.271	101.817

# METZELER ULSTER GRAND PRIX

## SUPERBIKE

### Race 4 - McKinstry Skip Hire Superbike

## LAP CHART



1					2					3				
No	Name	G	Elapsed Time	Lap Time	No	Name	G	Elapsed Time	Lap Time	No	Name	G	Elapsed Time	Lap Time
4	Guy MARTIN	a	3:37.073	3:37.073	4	Guy MARTIN	a	7:05.886	3:28.813	4	Guy MARTIN	a	10:33.460	3:27.574
13	Lee JOHNSTON	a	3:37.187	3:37.187	13	Lee JOHNSTON	a	7:06.003	3:28.816	5	Bruce ANSTEY	a	10:33.715	3:27.565
5	Bruce ANSTEY	a	3:37.322	3:37.322	5	Bruce ANSTEY	a	7:06.150	3:28.828	13	Lee JOHNSTON	a	10:33.854	3:27.851
1	Michael DUNLOP	a	3:39.920	3:39.920	1	Michael DUNLOP	a	7:09.318	3:29.398	1	Michael DUNLOP	a	10:35.423	3:26.105
60	Peter HICKMAN	a	3:42.621	3:42.621	60	Peter HICKMAN	a	7:17.868	3:35.247	24	Steve MERCER	a	10:50.925	3:32.818
24	Steve MERCER	a	3:43.532	3:43.532	24	Steve MERCER	a	7:18.107	3:34.575	60	Peter HICKMAN	a	10:51.056	3:33.188
2	Ian HUTCHINSON	a	3:43.602	3:43.602	40	Daley MATHISON	a	7:18.837	3:35.083	40	Daley MATHISON	a	10:51.572	3:32.735
40	Daley MATHISON	a	3:43.754	3:43.754	2	Ian HUTCHINSON	a	7:19.420	3:35.818	2	Ian HUTCHINSON	a	10:53.422	3:34.002
52	Russ MOUNTFORD	a	3:46.430	3:46.430	29	Ivan LINTIN	a	7:22.684	3:36.140	29	Ivan LINTIN	a	10:56.045	3:33.361
15	Derek SHEILS	a	3:46.489	3:46.489	52	Russ MOUNTFORD	a	7:23.775	3:37.345	19	Rob BARBER	a	11:01.797	3:35.180
29	Ivan LINTIN	a	3:46.544	3:46.544	19	Rob BARBER	a	7:26.617	3:37.578	52	Russ MOUNTFORD	a	11:02.240	3:38.465
19	Rob BARBER	a	3:49.039	3:49.039	15	Derek SHEILS	a	7:27.668	3:41.179	15	Derek SHEILS	a	11:12.012	3:44.344
70	Phillip CROWE	b	3:52.819	3:52.819	31	Shaun ANDERSON	b	7:34.686	3:41.420	31	Shaun ANDERSON	b	11:13.473	3:38.787
31	Shaun ANDERSON	b	3:53.266	3:53.266	94	Ben WYLIE	b	7:35.595	3:41.022	94	Ben WYLIE	b	11:13.943	3:38.348
66	Tom McHALE	b	3:54.414	3:54.414	70	Phillip CROWE	b	7:36.587	3:43.768	66	Tom McHALE	b	11:17.515	3:40.474
94	Ben WYLIE	b	3:54.573	3:54.573	66	Tom McHALE	b	7:37.041	3:42.627	70	Phillip CROWE	b	11:17.678	3:41.091
16	Dave HEWSON	b	3:55.613	3:55.613	89	Colin STEPHENSON	b	7:42.417	3:45.192	89	Colin STEPHENSON	b	11:24.403	3:41.986
98	Paul OWEN	b	3:56.276	3:56.276	16	Dave HEWSON	b	7:42.600	3:46.987	43	Mark PARRETT	b	11:25.012	3:41.758
41	Neil GREGORY	c	3:56.514	3:56.514	98	Paul OWEN	b	7:42.898	3:46.622	16	Dave HEWSON	b	11:25.702	3:43.102
89	Colin STEPHENSON	b	3:57.225	3:57.225	43	Mark PARRETT	b	7:43.254	3:45.851	98	Paul OWEN	b	11:26.202	3:43.304
43	Mark PARRETT	b	3:57.403	3:57.403	21	Alan CONNOR	b	7:50.162	3:49.882	21	Alan CONNOR	b	11:37.089	3:46.927
33	Paul CRANSTON	c	3:57.928	3:57.928	33	Paul CRANSTON	c	7:51.701	3:53.773	33	Paul CRANSTON	c	11:41.635	3:49.934
11	Stephen THOMPSON	a	3:58.622	3:58.622	69	George SPENCE	c	8:03.901	3:58.105	38	Andrew SELLARS	c	12:00.960	3:56.585
21	Alan CONNOR	b	4:00.280	4:00.280	38	Andrew SELLARS	c	8:04.375	3:57.389	69	George SPENCE	c	12:01.925	3:58.024
97	Seamus ELLIOTT	a	4:04.181	4:04.181										
69	George SPENCE	c	4:05.796	4:05.796										
38	Andrew SELLARS	c	4:06.986	4:06.986										
71	Davy MORGAN	b	4:07.552	4:07.552										
36	Fabrice MIGUET	b	4:10.043	4:10.043										
91	Anthony McCOLGAN	c	4:15.650	4:15.650										
17	Mark GOODINGS	b	4:17.271	4:17.271										

# METZELER ULSTER GRAND PRIX

## SUPERBIKE

### Race 4 - McKinstry Skip Hire Superbike

## LAP CHART

**4**

No	Name	G	Elapsed Time	Lap Time
4	Guy MARTIN	a	13:59.235	3:25.775
5	Bruce ANSTEY	a	13:59.468	3:25.753
13	Lee JOHNSTON	a	13:59.748	3:25.894
1	Michael DUNLOP	a	14:00.608	3:25.185
60	Peter HICKMAN	a	14:23.059	3:32.003
24	Steve MERCER	a	14:23.283	3:32.358
40	Daley MATHISON	a	14:24.303	3:32.731
2	Ian HUTCHINSON	a	14:28.102	3:34.680
29	Ivan LINTIN	a	14:29.860	3:33.815
19	Rob BARBER	a	14:37.705	3:35.908
52	Russ MOUNTFORD	a	14:39.853	3:37.613
31	Shaun ANDERSON	b	14:51.867	3:38.394
94	Ben WYLIE	b	14:52.942	3:38.999
15	Derek SHEILS	a	14:56.072	3:44.060
66	Tom McHALE	b	14:57.413	3:39.898
70	Phillip CROWE	b	14:58.008	3:40.330
89	Colin STEPHENSON	b	15:05.686	3:41.283
43	Mark PARRETT	b	15:06.108	3:41.096
16	Dave HEWSON	b	15:06.264	3:40.562
98	Paul OWEN	b	15:09.255	3:43.053
21	Alan CONNOR	b	15:26.997	3:49.908
33	Paul CRANSTON	c	15:52.300	4:10.665
38	Andrew SELLARS	c	15:58.102	3:57.142
69	George SPENCE	c	16:02.428	4:00.503

**5**

No	Name	G	Elapsed Time	Lap Time
4	Guy MARTIN	a	17:23.923	3:24.688
5	Bruce ANSTEY	a	17:24.042	3:24.574
13	Lee JOHNSTON	a	17:24.481	3:24.733
1	Michael DUNLOP	a	17:26.106	3:25.498
60	Peter HICKMAN	a	17:55.711	3:32.652
24	Steve MERCER	a	17:55.889	3:32.606
40	Daley MATHISON	a	17:56.144	3:31.841
2	Ian HUTCHINSON	a	18:05.718	3:37.616
29	Ivan LINTIN	a	18:05.861	3:36.001
19	Rob BARBER	a	18:12.000	3:34.295
52	Russ MOUNTFORD	a	18:16.267	3:36.414
31	Shaun ANDERSON	b	18:28.984	3:37.117
94	Ben WYLIE	b	18:32.556	3:39.614
66	Tom McHALE	b	18:35.986	3:38.573
70	Phillip CROWE	b	18:39.526	3:41.518
15	Derek SHEILS	a	18:39.563	3:43.491
89	Colin STEPHENSON	b	18:46.930	3:41.244
43	Mark PARRETT	b	18:47.390	3:41.282
16	Dave HEWSON	b	18:47.741	3:41.477
98	Paul OWEN	b	18:49.192	3:39.937
21	Alan CONNOR	b	19:15.236	3:48.239
33	Paul CRANSTON	c	19:41.674	3:49.374
69	George SPENCE	c	19:56.001	3:53.573

**6**

No	Name	G	Elapsed Time	Lap Time
4	Guy MARTIN	a	20:47.668	3:23.745
13	Lee JOHNSTON	a	20:48.605	3:24.124
5	Bruce ANSTEY	a	20:48.686	3:24.644
1	Michael DUNLOP	a	20:49.860	3:23.754
60	Peter HICKMAN	a	21:26.308	3:30.597
24	Steve MERCER	a	21:26.388	3:30.499
40	Daley MATHISON	a	21:26.899	3:30.755
29	Ivan LINTIN	a	21:42.122	3:36.261
2	Ian HUTCHINSON	a	21:43.197	3:37.479
19	Rob BARBER	a	21:46.045	3:34.045
52	Russ MOUNTFORD	a	21:52.434	3:36.167
31	Shaun ANDERSON	b	22:03.415	3:34.431
94	Ben WYLIE	b	22:10.946	3:38.390
66	Tom McHALE	b	22:14.337	3:38.351
70	Phillip CROWE	b	22:20.635	3:41.109
15	Derek SHEILS	a	22:20.754	3:41.191
89	Colin STEPHENSON	b	22:26.811	3:39.881
43	Mark PARRETT	b	22:27.379	3:39.989
16	Dave HEWSON	b	22:27.451	3:39.710
98	Paul OWEN	b	22:27.780	3:38.588
21	Alan CONNOR	b	22:59.607	3:44.371
33	Paul CRANSTON	c	23:30.157	3:48.483
69	George SPENCE	c	23:48.405	3:52.404

**7**

No	Name	G	Elapsed Time	Lap Time
5	Bruce ANSTEY	a	24:10.701	3:22.015
4	Guy MARTIN	a	24:10.961	3:23.293
13	Lee JOHNSTON	a	24:15.530	3:26.925
1	Michael DUNLOP	a	24:18.122	3:28.262
60	Peter HICKMAN	a	24:55.991	3:29.683
40	Daley MATHISON	a	24:57.863	3:30.964
29	Ivan LINTIN	a	25:16.435	3:34.313
2	Ian HUTCHINSON	a	25:17.280	3:34.083
19	Rob BARBER	a	25:19.465	3:33.420
52	Russ MOUNTFORD	a	25:27.884	3:35.450
31	Shaun ANDERSON	b	25:37.843	3:34.428
94	Ben WYLIE	b	25:46.497	3:35.551
66	Tom McHALE	b	25:55.355	3:41.018
70	Phillip CROWE	b	26:01.693	3:41.058
15	Derek SHEILS	a	26:02.291	3:41.537
43	Mark PARRETT	b	26:05.945	3:38.566
16	Dave HEWSON	b	26:06.485	3:39.034
89	Colin STEPHENSON	b	26:06.697	3:39.886
98	Paul OWEN	b	26:07.292	3:39.512
21	Alan CONNOR	b	26:43.070	3:43.463

Speed TrapU.G.P. Superbike Race '1'

<u>No.</u>	<u>Name</u>	<u>Lap 1</u>	<u>Lap 2</u>	<u>Lap 3</u>	<u>Lap 4</u>	<u>Lap 5</u>	<u>Lap 6</u>	<u>Lap 7</u>
1	Michael DUNLOP		188	186	187	189	184	182
2	Ian HUTCHINSON			184	183	182	179	178
4	Guy MARTIN	171	187	185	186	189	185	187
5	Bruce ANSTEY				187		185	187
13	Lee JOHNSTON				187			
15	Derek SHEILS		180	178	175	175	170	174
21	Alan CONNOR		176	167	168	166	163	165
24	Steve MERCER		185					
29	Ivan LINTIN				174	173		
31	Shaun ANDERSON		183		175		174	
33	Paul CRANSTON			164	164	162	161	
40	Daley MATHISON					182		174
41	Neil GREGORY	161						
43	Mark PARRETT						179	
52	Russ MOUNTFORD							172
60	Peter HICKMAN			185	182	180	183	184
66	Tom McHALE				177	177		178
69	George SPENCE			171		160		
70	Phillip CROWE							172
89	Colin STEPHENSON		168	175	174			
94	Ben WYLIE	161					173	177
98	Paul OWEN					179		