



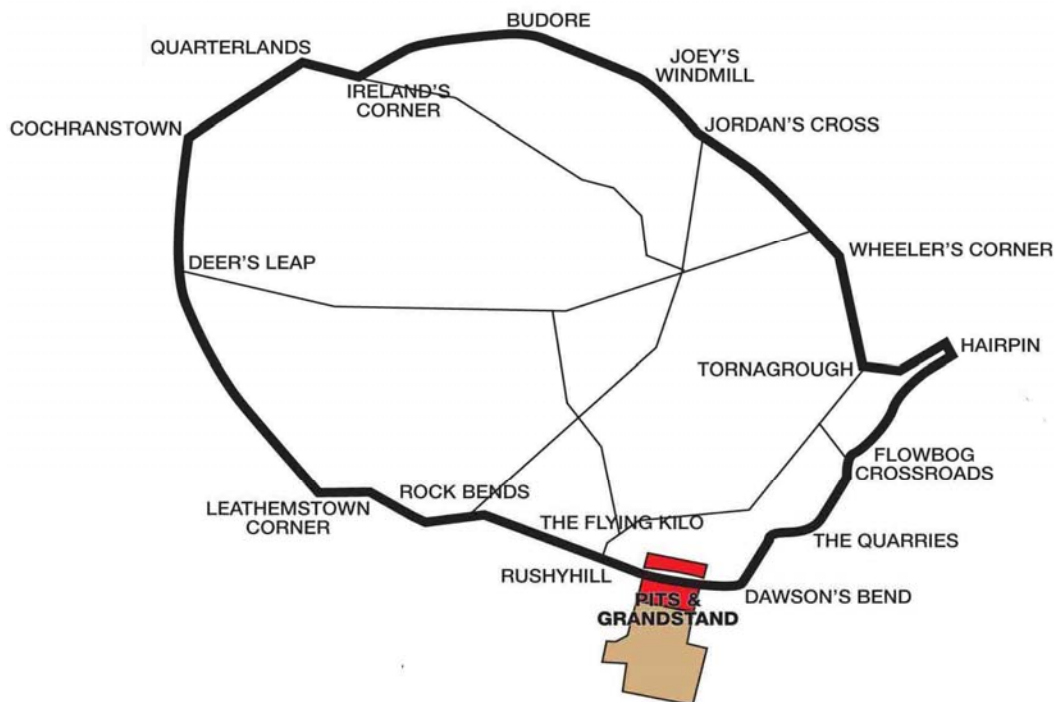
Wednesday 13<sup>th</sup> – Saturday 16<sup>th</sup> August 2014

promoted by  
**Dundrod & District Motorcycle Club**  
[www.ulstergrandprix.net](http://www.ulstergrandprix.net)

**LIDL  
SUPERSPORT**



# Dundrod Circuit 7.4011 miles



## LAP RECORDS

| Class               | Name              | Machine      | m s      | mph     | Year |
|---------------------|-------------------|--------------|----------|---------|------|
| 125cc               | William Dunlop    | Honda        | 3 55.017 | 113.370 | 2009 |
| Moto 3              | Christian Elkin   | Honda 250    | 4 06.683 | 108.009 | 2013 |
| 250cc               | Darran Lindsay    | Honda        | 3 38.634 | 121.866 | 2006 |
| 400cc               | Jason Griffiths   | Yamaha 400   | 3 58.43  | 111.748 | 2003 |
| Moto 450            | Paul Owen         | Yamaha       | 4 36.889 | 96.226  | 2011 |
| Supertwin           | Ryan Farquhar     | Kawasaki 650 | 3 44.917 | 118.461 | 2012 |
| Supersport          | Michael Dunlop    | Yamaha       | 3 27.187 | 128.599 | 2010 |
| Superstock          | Ian Hutchinson    | Honda        | 3 21.599 | 132.163 | 2010 |
| Superbike           | Bruce Anstey (NZ) | Suzuki       | 3 18.870 | 133.977 | 2010 |
| Challenge Superbike | Rob Barber        | BMW          | 3 26.303 | 129.150 | 2012 |
| National 750cc      | Lee Johnston      | Honda 600    | 3 36.269 | 123.198 | 2012 |

## MOST WINS at the ULSTER GP

|                      |    |           |   |
|----------------------|----|-----------|---|
| Joey Dunlop          | 24 | 1979 - 99 | (125 - 2, 250 - 7, 500 - 3, Superbike - 8, F1 - 4)                |
| Ian Lougher          | 18 | 1998 - 13 | (125 - 4, 250 - 3, Supersport - 3, Superstock - 2, Superbike - 6) |
| Phillip McCallen     | 14 | 1991 - 96 | (250 - 6, 400 - 1, Supersport - 3, Superbike - 4)                 |
| Guy Martin           | 11 | 2006 - 13 | (Supersport - 4, Superbike - 7)                                   |
| Brian Reid           | 9  | 1983 - 92 | (250 - 4, 350 - 2, 400 - 1, F2 - 1, Supersport - 1)               |
| Robert Dunlop        | 9  | 1990 - 03 | (125 - 7, Superbike - 2)  |
| Ryan Farquhar        | 9  | 2002 - 12 | (400 - 1, Supertwin - 4, Supersport - 2, Superstock - 2)          |
| Bruce Anstey (NZ)    | 8  | 2003 - 12 | (Supersport - 2, Prod'n 600 - 1, Superstock - 2, Superbike - 3)   |
| Stanley Woods        | 7  | 1924 - 39 | (350 - 1, 500 - 4, Over 600 - 2)                                  |
| Mike Hailwood        | 7  | 1959 - 67 | (125 - 1, 250 - 1, 350 - 1, 500 - 4)                              |
| Giacomo Agostini (I) | 7  | 1967 - 70 | (350 - 4, 500 - 3)  |
| Ray McCullough       | 7  | 1971 - 82 | (250 - 3, 350 - 4)  |
| Bob Jackson          | 7  | 1993 - 97 | (SSP - 1, Classic 250 - 3, Classic 500 - 3)                       |
| William Dunlop       | 7  | 2007 - 13 | (125 - 2, 250 - 2, Supersport - 3)                                |
| John Surtees         | 6  | 1955 - 60 | (250 - 1, 350 - 3, 500 - 2)                                       |
| John Williams        | 6  | 1973 - 78 | (250 - 1, 350 - 1, 500 - 3, Superbike - 1)                        |
| Bill Swallow         | 6  | 1994 - 00 | (Classic 350 - 3, Classic 500 - 3)                                |
| Michael Dunlop       | 6  | 2011 - 13 | (Supersport - 2, Superstock - 3, Superbike - 1)                   |

## MOST WINS at the DUNDROD 150

|                |    |           |   |
|----------------|----|-----------|---|
| Joey Dunlop    | 24 | 1976 - 94 | (125 - 1, 250 - 5, 350 - 2, 500 - 3, Superbike - 13)  |
| Bob Jackson    | 11 | 1981 - 98 | (250 - 1, Supersport - 2, Superbike - 4, Classic - 4) |
| Ray McCullough | 10 | 1965 - 82 | (250 - 7, 350 - 3)                                    |

# METZELER ULSTER GRAND PRIX SUPERSPORT

First Qualifying

Wednesday, 13 August 2014



Qualifying Time

4:08.456

Qualifying Speed

107.238


| Pos | Class | No  | Name              | Machine / Sponsor                         | Time     | Best Lap |         | On | Total Laps | Qualifying Laps |
|-----|-------|-----|-------------------|---|----------|----------|---------|----|------------|-----------------|
|     |       |     |                   |   |          | Behind   | Speed   |    |            |                 |
| 1   | SSP   | 6   | William DUNLOP    | Suzuki - Tyco Suzuki by TAS Racing        | 3:30.495 |          | 126.578 | 4  | 9          | 6               |
| 2   | SSP   | 1   | Michael DUNLOP    | Honda - MD Racing                         | 3:30.510 | 0.015    | 126.569 | 8  | 9          | 6               |
| 3   | SSP   | 5   | Bruce ANSTEY      | Honda - Valvoline Racing by Padgetts      | 3:30.832 | 0.337    | 126.375 | 8  | 8          | 6               |
| 4   | SSP   | 13  | Lee JOHNSTON      | Honda - ECC / Pirtek                      | 3:31.037 | 0.542    | 126.253 | 8  | 9          | 6               |
| 5   | SSP   | 12  | Dean HARRISON     | Yamaha - Mar-Train Racing                 | 3:31.893 | 1.398    | 125.743 | 4  | 5          | 5               |
| 6   | SSP   | 48  | Derek McGEE       | Yamaha - McGee Racing                     | 3:32.358 | 1.863    | 125.467 | 4  | 6          | 4               |
| 7   | SSP   | 26  | Keith AMOR        | Honda - Rig Deluge                        | 3:32.992 | 2.497    | 125.094 | 8  | 8          | 7               |
| 8   | SSP   | 14  | Dan KNEEN         | Honda - Cookstown BE Racing               | 3:33.132 | 2.637    | 125.012 | 8  | 9          | 7               |
| 9   | SSP   | 4   | Guy MARTIN        | Suzuki - Tyco Suzuki by TAS Racing        | 3:33.362 | 2.867    | 124.877 | 7  | 9          | 7               |
| 10  | SSP   | 2   | Ian HUTCHINSON    | Yamaha - Milwaukee Yamaha                 | 3:36.450 | 5.955    | 123.095 | 7  | 7          | 5               |
| 11  | SSP   | 29  | Ivan LINTIN       | Honda - Taylor Lindsey Racing             | 3:36.674 | 6.179    | 122.968 | 4  | 5          | 3               |
| 12  | SSP   | 52  | Russ MOUNTFORD    | Triumph 675 - Silicone Engineering Racing | 3:37.490 | 6.995    | 122.507 | 3  | 9          | 5               |
| 13  | SSP   | 65  | Michael SWEENEY   | Yamaha - Tracblast                        | 3:37.949 | 7.454    | 122.249 | 9  | 9          | 7               |
| 14  | SSP   | 15  | Derek SHEILS      | Yamaha - CD-IC Racing                     | 3:38.018 | 7.523    | 122.210 | 7  | 9          | 6               |
| 15  | SSP   | 24  | Steve MERCER      | Suzuki - Team Traction Control            | 3:38.197 | 7.702    | 122.110 | 7  | 9          | 7               |
| 16  | SSP   | 54  | Christian ELKIN   | Triumph 675                               | 3:38.927 | 8.432    | 121.702 | 7  | 8          | 6               |
| 17  | SSP   | 64  | David MULLIGAN    | Yamaha                                    | 3:40.339 | 9.844    | 120.923 | 7  | 7          | 4               |
| 18  | SSP   | 111 | Paul SHOESMITH    | Yamaha - Ice Valley by Motorsave          | 3:40.637 | 10.142   | 120.759 | 4  | 9          | 6               |
| 19  | SSP   | 9   | James COWTON      | Honda - Cowton Racing                     | 3:42.425 | 11.930   | 119.789 | 7  | 7          | 4               |
| 20  | SSP   | 77  | Danny WEBB        | Kawasaki - Collision Recovery             | 3:42.644 | 12.149   | 119.671 | 9  | 9          | 6               |
| 21  | SSP   | 97  | Seamus ELLIOTT    | Suzuki                                    | 3:42.778 | 12.283   | 119.599 | 7  | 9          | 6               |
| 22  | SSP   | 78  | Michal DOKOUPIL   | Yamaha - R T & E Racing                   | 3:42.866 | 12.371   | 119.551 | 2  | 4          | 4               |
| 23  | SSP   | 40  | Daley MATHISON    | Suzuki - Hol-Taj/Team Classic Suzuki      | 3:43.666 | 13.171   | 119.124 | 9  | 9          | 6               |
| 24  | SSP   | 72  | Gareth KEYS       | Honda - B & W Racing                      | 3:43.681 | 13.186   | 119.116 | 7  | 7          | 4               |
| 25  | SSP   | 98  | Paul OWEN         | Yamaha - Team #98                         | 3:43.847 | 13.352   | 119.028 | 8  | 8          | 6               |
| 26  | SSP   | 88  | Daniel COOPER     | Honda - Daniel Cooper Racing              | 3:44.850 | 14.355   | 118.497 | 3  | 4          | 3               |
| 27  | SSP   | 43  | Mark PARRETT      | Yamaha - Mark Parrett Racing              | 3:44.956 | 14.461   | 118.441 | 3  | 8          | 5               |
| 28  | SSP   | 90  | Ryan KNEEN        | Kawasaki - Ryan Kneen Racing              | 3:45.179 | 14.684   | 118.323 | 8  | 9          | 6               |
| 29  | SSP   | 61  | John WALSH        | Yamaha                                    | 3:45.786 | 15.291   | 118.005 | 7  | 7          | 3               |
| 30  | SSP   | 37  | Robert WILSON     | Yamaha - Stoddart Racing                  | 3:45.910 | 15.415   | 117.941 | 4  | 7          | 4               |
| 31  | SSP   | 22  | Stephen McILVENNA | Yamaha                                    | 3:46.027 | 15.532   | 117.880 | 7  | 9          | 7               |
| 32  | SSP   | 74  | Connor BEHAN      | Yamaha                                    | 3:46.278 | 15.783   | 117.749 | 7  | 7          | 5               |
| 33  | SSP   | 94  | Ben WYLIE         | Bimota - bimota.uk.com                    | 3:46.841 | 16.346   | 117.457 | 4  | 9          | 6               |
| 34  | SSP   | 23  | Dennis BOOTH      | Yamaha                                    | 3:48.373 | 17.878   | 116.669 | 4  | 8          | 6               |
| 35  | SSP   | 31  | Shaun ANDERSON    | Suzuki - Doons Stores                     | 3:48.418 | 17.923   | 116.646 | 7  | 8          | 5               |
| 36  | SSP   | 95  | Xavier DENIS      | Kawasaki                                  | 3:49.033 | 18.538   | 116.332 | 8  | 9          | 6               |
| 37  | SSP   | 89  | Colin STEPHENSON  | Yamaha - CS Racing                        | 3:49.204 | 18.709   | 116.246 | 3  | 5          | 3               |
| 38  | SSP   | 33  | Paul CRANSTON     | Honda - P & J Fuel Haulage                | 3:49.466 | 18.971   | 116.113 | 8  | 8          | 6               |
| 39  | SSP   | 27  | Nuno CAETANO      | Kawasaki - KS Team of Portugal            | 3:49.624 | 19.129   | 116.033 | 3  | 4          | 3               |
| 40  | SSP   | 11  | Stephen THOMPSON  | Suzuki                                    | 3:51.128 | 20.633   | 115.278 | 2  | 3          | 2               |
| 41  | SSP   | 21  | Alan CONNOR       | Yamaha - Connor Racing                    | 3:51.576 | 21.081   | 115.055 | 6  | 7          | 4               |
| 42  | SSP   | 58  | Gary MILLER       | Suzuki - RMC                              | 3:51.906 | 21.411   | 114.891 | 6  | 8          | 5               |
| 43  | SSP   | 19  | Paul JORDAN       | Honda - Moira MRC                         | 3:52.304 | 21.809   | 114.694 | 7  | 8          | 5               |
| 44  | SSP   | 41  | Neil GREGORY      | Triumph 675 - Quelch Afterdark Racing     | 3:53.308 | 22.813   | 114.201 | 7  | 8          | 4               |
| 45  | SSP   | 76  | Davide ANSALDI    | Yamaha                                    | 3:53.485 | 22.990   | 114.114 | 3  | 9          | 6               |
| 46  | SSP   | 17  | Mark GOODINGS     | Kawasaki - IPG Racing                     | 3:55.920 | 25.425   | 112.936 | 6  | 8          | 4               |
| 47  | SSP   | 32  | Pierre FAVRE      | Yamaha                                    | 3:56.870 | 26.375   | 112.483 | 7  | 8          | 5               |
| 48  | SSP   | 34  | Craig GIBSON      | Kawasaki                                  | 3:57.224 | 26.729   | 112.316 | 7  | 8          | 6               |
| 49  | SSP   | 50  | Emmett BURKE      | Honda                                     | 3:57.232 | 26.737   | 112.312 | 3  | 7          | 4               |
| 50  | SSP   | 83  | Maria COSTELLO    | Kawasaki                                  | 3:58.023 | 27.528   | 111.939 | 3  | 7          | 3               |
| 51  | SSP   | 80  | Darren COOPER     | Kawasaki                                  | 4:02.857 | 32.362   | 109.710 | 2  | 4          | 3               |
| 52  | SSP   | 84  | Sam DUNLOP        | Yamaha - NJT Racing                       | 4:04.897 | 34.402   | 108.797 | 8  | 8          | 3               |

## Non Qualifiers

|     |    |                    |                               |          |        |         |   |   |   |
|-----|----|--------------------|-------------------------------|----------|--------|---------|---|---|---|
| SSP | 81 | Dave WALSH         | Kawasaki - DRW Racing         | 4:08.075 | 37.580 | 107.403 | 6 | 7 | 1 |
| SSP | 38 | Andrew SELLARS     | Kawasaki                      | 4:08.801 | 38.306 | 107.089 | 6 | 8 | 0 |
| SSP | 28 | Patricia FERNANDEZ | Yamaha - Magic Bullet         | 4:13.183 | 42.688 | 105.236 | 7 | 8 | 0 |
| SSP | 39 | Michael LEE        | Kawasaki - Collision Recovery | 4:19.093 | 48.598 | 102.836 | 3 | 6 | 0 |

Provisional result to be confirmed by the Stewards of the Meeting subject to completion of technical inspections & the time limit for protests

Page 1 / 1

|               |                |                       |            |   |                    |                                   |
|---------------|----------------|-----------------------|------------|---|--------------------|-----------------------------------|
| Circuit       | <b>Dundrod</b> |                       | Signed     |  | Organising Club    | <b>Dundrod &amp; District MCC</b> |
| Length(miles) | <b>7.4011</b>  | <b>Lap 1 (7.2763)</b> |            |   | Qualifying Started | <b>18:33</b>                      |
| Weather       | <b>Bright</b>  |                       |            |   |                    |                                   |
| Track         | <b>Dry</b>     |                       | Issued At: | <b>19:23</b>  |                    |                                   |

# METZELER ULSTER GRAND PRIX

## SUPERSPORT

### First Qualifying

Wednesday, 13 August 2014

## DETAILED RESULT



### Qualifying Classification

Position

#### **1** 6 William DUNLOP

SSP Behind

Best Time **3:30.495** Best Speed **126.578** On **4** Gp **a**

| Lap | Elapsed Time | Lap Time  | Lap Speed |
|-----|--------------|-----------|-----------|
| 1   | 4:03.043     | 4:03.043  | 107.778   |
| 2   | 7:35.606     | 3:32.563  | 125.346   |
| 3   | 11:17.112    | 3:41.506  | 120.286   |
| 4   | 14:47.607    | 3:30.495  | 126.578   |
| 5   | 20:00.100    | 5:12.493  | 85.263    |
| 6   | 34:21.895    | 14:21.795 | 30.917    |
| 7   | 38:32.722    | 4:10.827  | 106.224   |
| 8   | 42:05.935    | 3:33.213  | 124.964   |
| 9   | 45:38.271    | 3:32.336  | 125.480   |

#### **2** 1 Michael DUNLOP

SSP Behind **0.015**

Best Time **3:30.510** Best Speed **126.569** On **8** Gp **a**

| Lap | Elapsed Time | Lap Time  | Lap Speed |
|-----|--------------|-----------|-----------|
| 1   | 4:28.601     | 4:28.601  | 97.523    |
| 2   | 8:07.741     | 3:39.140  | 121.584   |
| 3   | 11:43.860    | 3:36.119  | 123.284   |
| 4   | 15:18.281    | 3:34.421  | 124.260   |
| 5   | 20:26.260    | 5:07.979  | 86.512    |
| 6   | 34:18.451    | 13:52.191 | 32.017    |
| 7   | 37:53.882    | 3:35.431  | 123.677   |
| 8   | 41:24.392    | 3:30.510  | 126.569   |
| 9   | 44:54.955    | 3:30.563  | 126.537   |

#### **3** 5 Bruce ANSTEY

SSP Behind **0.337**

Best Time **3:30.832** Best Speed **126.375** On **8** Gp **a**

| Lap | Elapsed Time | Lap Time  | Lap Speed |
|-----|--------------|-----------|-----------|
| 1   | 5:56.202     | 5:56.202  | 73.539    |
| 2   | 9:39.494     | 3:43.292  | 119.323   |
| 3   | 13:15.907    | 3:36.413  | 123.116   |
| 4   | 16:56.000    | 3:40.093  | 121.058   |
| 5   | 34:14.864    | 17:18.864 | 25.647    |
| 6   | 37:49.154    | 3:34.290  | 124.336   |
| 7   | 41:21.035    | 3:31.881  | 125.750   |
| 8   | 44:51.867    | 3:30.832  | 126.375   |

### Qualifying Classification

Position

#### **4** 13 Lee JOHNSTON

SSP Behind **0.542**

Best Time **3:31.037** Best Speed **126.253** On **8** Gp **a**

| Lap | Elapsed Time | Lap Time  | Lap Speed |
|-----|--------------|-----------|-----------|
| 1   | 4:27.758     | 4:27.758  | 97.830    |
| 2   | 8:03.389     | 3:35.631  | 123.563   |
| 3   | 11:36.858    | 3:33.469  | 124.814   |
| 4   | 15:09.206    | 3:32.348  | 125.473   |
| 5   | 20:06.762    | 4:57.556  | 89.543    |
| 6   | 34:19.023    | 14:12.261 | 31.263    |
| 7   | 37:50.178    | 3:31.155  | 126.182   |
| 8   | 41:21.215    | 3:31.037  | 126.253   |
| 9   | 44:59.502    | 3:38.287  | 122.059   |

#### **5** 12 Dean HARRISON

SSP Behind **1.398**

Best Time **3:31.893** Best Speed **125.743** On **4** Gp **a**

| Lap | Elapsed Time | Lap Time | Lap Speed |
|-----|--------------|----------|-----------|
| 1   | 3:49.486     | 3:49.486 | 114.145   |
| 2   | 7:24.000     | 3:34.514 | 124.206   |
| 3   | 10:57.239    | 3:33.239 | 124.949   |
| 4   | 14:29.132    | 3:31.893 | 125.743   |
| 5   | 18:28.965    | 3:59.833 | 111.094   |

#### **6** 48 Derek McGEE

SSP Behind **1.863**

Best Time **3:32.358** Best Speed **125.467** On **4** Gp **a**

| Lap | Elapsed Time | Lap Time  | Lap Speed |
|-----|--------------|-----------|-----------|
| 1   | 3:47.625     | 3:47.625  | 115.078   |
| 2   | 7:24.247     | 3:36.622  | 122.997   |
| 3   | 10:57.954    | 3:33.707  | 124.675   |
| 4   | 14:30.312    | 3:32.358  | 125.467   |
| 5   | 18:46.406    | 4:16.094  | 104.040   |
| 6   | 34:06.398    | 15:19.992 | 28.961    |

#### **7** 26 Keith AMOR

SSP Behind **2.497**

Best Time **3:32.992** Best Speed **125.094** On **8** Gp **a**

| Lap | Elapsed Time | Lap Time  | Lap Speed |
|-----|--------------|-----------|-----------|
| 1   | 3:59.149     | 3:59.149  | 109.533   |
| 2   | 7:34.702     | 3:35.553  | 123.607   |
| 3   | 11:09.236    | 3:34.534  | 124.195   |
| 4   | 14:52.634    | 3:43.398  | 119.267   |
| 5   | 34:04.712    | 19:12.078 | 23.127    |
| 6   | 37:37.788    | 3:33.076  | 125.044   |
| 7   | 41:12.390    | 3:34.602  | 124.155   |
| 8   | 44:45.382    | 3:32.992  | 125.094   |

# METZELER ULSTER GRAND PRIX

## SUPERSPORT

### First Qualifying

Wednesday, 13 August 2014

## DETAILED RESULT



### Qualifying Classification

Position

#### **8** 14 Dan KNEEN

SSP Behind 2.637

Best Time **3:33.132** Best Speed **125.012** On **8** Gp **a**

| Lap | Elapsed Time | Lap Time  | Lap Speed |
|-----|--------------|-----------|-----------|
| 1   | 3:55.150     | 3:55.150  | 111.396   |
| 2   | 7:34.031     | 3:38.881  | 121.728   |
| 3   | 11:10.769    | 3:36.738  | 122.932   |
| 4   | 14:46.518    | 3:35.749  | 123.495   |
| 5   | 19:56.858    | 5:10.340  | 85.854    |
| 6   | 34:04.127    | 14:07.269 | 31.447    |
| 7   | 37:39.404    | 3:35.277  | 123.766   |
| 8   | 41:12.536    | 3:33.132  | 125.012   |
| 9   | 44:46.361    | 3:33.825  | 124.606   |

#### **9** 4 Guy MARTIN

SSP Behind 2.867

Best Time **3:33.362** Best Speed **124.877** On **7** Gp **a**

| Lap | Elapsed Time | Lap Time  | Lap Speed |
|-----|--------------|-----------|-----------|
| 1   | 3:42.210     | 3:42.210  | 117.883   |
| 2   | 7:18.277     | 3:36.067  | 123.313   |
| 3   | 10:54.033    | 3:35.756  | 123.491   |
| 4   | 14:28.848    | 3:34.815  | 124.032   |
| 5   | 18:44.734    | 4:15.886  | 104.124   |
| 6   | 34:05.296    | 15:20.562 | 28.943    |
| 7   | 37:38.658    | 3:33.362  | 124.877   |
| 8   | 41:12.092    | 3:33.434  | 124.835   |
| 9   | 44:45.631    | 3:33.539  | 124.773   |

#### **10** 2 Ian HUTCHINSON

SSP Behind 5.955

Best Time **3:36.450** Best Speed **123.095** On **7** Gp **a**

| Lap | Elapsed Time | Lap Time  | Lap Speed |
|-----|--------------|-----------|-----------|
| 1   | 4:18.884     | 4:18.884  | 101.183   |
| 2   | 8:02.570     | 3:43.686  | 119.113   |
| 3   | 11:41.957    | 3:39.387  | 121.447   |
| 4   | 15:30.529    | 3:48.572  | 116.567   |
| 5   | 38:25.671    | 22:55.142 | 19.375    |
| 6   | 42:03.698    | 3:38.027  | 122.205   |
| 7   | 45:40.148    | 3:36.450  | 123.095   |

#### **11** 29 Ivan LINTIN

SSP Behind 6.179

Best Time **3:36.674** Best Speed **122.968** On **4** Gp **a**

| Lap | Elapsed Time | Lap Time | Lap Speed |
|-----|--------------|----------|-----------|
| 1   | 4:32.853     | 4:32.853 | 96.003    |
| 2   | 8:13.899     | 3:41.046 | 120.536   |
| 3   | 11:50.719    | 3:36.820 | 122.885   |
| 4   | 15:27.393    | 3:36.674 | 122.968   |
| 5   | 20:28.219    | 5:00.826 | 88.569    |

### Qualifying Classification

Position

#### **12** 52 Russ MOUNTFORD

SSP Behind 6.995

Best Time **3:37.490** Best Speed **122.507** On **3** Gp **a**

| Lap | Elapsed Time | Lap Time  | Lap Speed |
|-----|--------------|-----------|-----------|
| 1   | 4:14.261     | 4:14.261  | 103.023   |
| 2   | 8:40.370     | 4:26.109  | 100.124   |
| 3   | 12:17.860    | 3:37.490  | 122.507   |
| 4   | 15:58.357    | 3:40.497  | 120.836   |
| 5   | 22:07.618    | 6:09.261  | 72.155    |
| 6   | 35:51.945    | 13:44.327 | 32.322    |
| 7   | 39:32.835    | 3:40.890  | 120.621   |
| 8   | 43:11.639    | 3:38.804  | 121.771   |
| 9   | 46:50.719    | 3:39.080  | 121.617   |

#### **13** 65 Michael SWEENEY

SSP Behind 7.454

Best Time **3:37.949** Best Speed **122.249** On **9** Gp **a**

| Lap | Elapsed Time | Lap Time  | Lap Speed |
|-----|--------------|-----------|-----------|
| 1   | 4:03.372     | 4:03.372  | 107.632   |
| 2   | 7:43.523     | 3:40.151  | 121.026   |
| 3   | 11:25.109    | 3:41.586  | 120.242   |
| 4   | 15:07.028    | 3:41.919  | 120.062   |
| 5   | 20:09.550    | 5:02.522  | 88.073    |
| 6   | 34:20.704    | 14:11.154 | 31.303    |
| 7   | 37:59.038    | 3:38.334  | 122.033   |
| 8   | 41:39.893    | 3:40.855  | 120.640   |
| 9   | 45:17.842    | 3:37.949  | 122.249   |

#### **14** 15 Derek SHEILS

SSP Behind 7.523

Best Time **3:38.018** Best Speed **122.210** On **7** Gp **a**

| Lap | Elapsed Time | Lap Time  | Lap Speed |
|-----|--------------|-----------|-----------|
| 1   | 3:49.321     | 3:49.321  | 114.227   |
| 2   | 7:31.193     | 3:41.872  | 120.087   |
| 3   | 11:13.589    | 3:42.396  | 119.804   |
| 4   | 14:52.629    | 3:39.040  | 121.640   |
| 5   | 20:01.595    | 5:08.966  | 86.236    |
| 6   | 34:29.474    | 14:27.879 | 30.700    |
| 7   | 38:07.492    | 3:38.018  | 122.210   |
| 8   | 41:50.890    | 3:43.398  | 119.267   |
| 9   | 47:16.612    | 5:25.722  | 81.800    |



# METZELER ULSTER GRAND PRIX

## SUPERSPORT

### First Qualifying

Wednesday, 13 August 2014

## DETAILED RESULT



### Qualifying Classification

Position

#### 15 24 Steve MERCER

SSP Behind 7.702

Best Time 3:38.197 Best Speed 122.110 On 7 Gp a

| Lap | Elapsed Time | Lap Time  | Lap Speed |
|-----|--------------|-----------|-----------|
| 1   | 4:01.311     | 4:01.311  | 108.552   |
| 2   | 7:44.379     | 3:43.068  | 119.443   |
| 3   | 11:25.218    | 3:40.839  | 120.649   |
| 4   | 15:07.104    | 3:41.886  | 120.080   |
| 5   | 20:08.581    | 5:01.477  | 88.378    |
| 6   | 34:21.212    | 14:12.631 | 31.249    |
| 7   | 37:59.409    | 3:38.197  | 122.110   |
| 8   | 41:38.536    | 3:39.127  | 121.591   |
| 9   | 45:17.234    | 3:38.698  | 121.830   |

#### 16 54 Christian ELKIN

SSP Behind 8.432

Best Time 3:38.927 Best Speed 121.702 On 7 Gp a

| Lap | Elapsed Time | Lap Time  | Lap Speed |
|-----|--------------|-----------|-----------|
| 1   | 4:40.455     | 4:40.455  | 93.401    |
| 2   | 8:24.853     | 3:44.398  | 118.735   |
| 3   | 12:12.343    | 3:47.490  | 117.121   |
| 4   | 16:00.690    | 3:48.347  | 116.682   |
| 5   | 34:07.480    | 18:06.790 | 24.516    |
| 6   | 37:49.762    | 3:42.282  | 119.866   |
| 7   | 41:28.689    | 3:38.927  | 121.702   |
| 8   | 45:12.483    | 3:43.794  | 119.056   |

#### 17 64 David MULLIGAN

SSP Behind 9.844

Best Time 3:40.339 Best Speed 120.923 On 7 Gp a

| Lap | Elapsed Time | Lap Time  | Lap Speed |
|-----|--------------|-----------|-----------|
| 1   | 4:22.257     | 4:22.257  | 99.882    |
| 2   | 8:06.957     | 3:44.700  | 118.576   |
| 3   | 11:49.587    | 3:42.630  | 119.678   |
| 4   | 15:33.512    | 3:43.925  | 118.986   |
| 5   | 20:41.049    | 5:07.537  | 86.637    |
| 6   | 34:18.972    | 13:37.923 | 32.575    |
| 7   | 37:59.311    | 3:40.339  | 120.923   |

### Qualifying Classification

Position

#### 18 111 Paul SHOESMITH

SSP Behind 10.142

Best Time 3:40.637 Best Speed 120.759 On 4 Gp a

| Lap | Elapsed Time | Lap Time  | Lap Speed |
|-----|--------------|-----------|-----------|
| 1   | 4:32.618     | 4:32.618  | 96.086    |
| 2   | 8:17.312     | 3:44.694  | 118.579   |
| 3   | 12:00.138    | 3:42.826  | 119.573   |
| 4   | 15:40.775    | 3:40.637  | 120.759   |
| 5   | 21:19.571    | 5:38.796  | 78.643    |
| 6   | 34:48.771    | 13:29.200 | 32.926    |
| 7   | 38:32.609    | 3:43.838  | 119.032   |
| 8   | 42:13.574    | 3:40.965  | 120.580   |
| 9   | 45:55.680    | 3:42.106  | 119.961   |

#### 19 9 James COWTON

SSP Behind 11.930

Best Time 3:42.425 Best Speed 119.789 On 7 Gp a

| Lap | Elapsed Time | Lap Time  | Lap Speed |
|-----|--------------|-----------|-----------|
| 1   | 6:07.699     | 6:07.699  | 71.239    |
| 2   | 9:54.167     | 3:46.468  | 117.650   |
| 3   | 13:39.195    | 3:45.028  | 118.403   |
| 4   | 17:53.539    | 4:14.344  | 104.756   |
| 5   | 36:14.600    | 18:21.061 | 24.198    |
| 6   | 39:57.431    | 3:42.831  | 119.570   |
| 7   | 43:39.856    | 3:42.425  | 119.789   |

#### 20 77 Danny WEBB

SSP Behind 12.149

Best Time 3:42.644 Best Speed 119.671 On 9 Gp a

| Lap | Elapsed Time | Lap Time  | Lap Speed |
|-----|--------------|-----------|-----------|
| 1   | 4:37.922     | 4:37.922  | 94.252    |
| 2   | 8:25.948     | 3:48.026  | 116.846   |
| 3   | 12:13.015    | 3:47.067  | 117.340   |
| 4   | 16:03.942    | 3:50.927  | 115.378   |
| 5   | 22:12.334    | 6:08.392  | 72.325    |
| 6   | 35:43.703    | 13:31.369 | 32.838    |
| 7   | 39:28.949    | 3:45.246  | 118.288   |
| 8   | 43:14.133    | 3:45.184  | 118.321   |
| 9   | 46:56.777    | 3:42.644  | 119.671   |

# METZELER ULSTER GRAND PRIX

## SUPERSPORT

### First Qualifying

Wednesday, 13 August 2014

## DETAILED RESULT



### Qualifying Classification

Position

#### **21** 97 Seamus ELLIOTT

SSP Behind 12.283

Best Time 3:42.778 Best Speed 119.599 On 7 Gp a

| Lap | Elapsed Time | Lap Time  | Lap Speed |
|-----|--------------|-----------|-----------|
| 1   | 4:25.550     | 4:25.550  | 98.643    |
| 2   | 8:12.465     | 3:46.915  | 117.418   |
| 3   | 11:56.720    | 3:44.255  | 118.811   |
| 4   | 15:40.475    | 3:43.755  | 119.076   |
| 5   | 21:20.217    | 5:39.742  | 78.424    |
| 6   | 34:22.969    | 13:02.752 | 34.039    |
| 7   | 38:05.747    | 3:42.778  | 119.599   |
| 8   | 41:49.542    | 3:43.795  | 119.055   |
| 9   | 45:43.861    | 3:54.319  | 113.708   |

#### **22** 78 Michal DOKOUPIL

SSP Behind 12.371

Best Time 3:42.866 Best Speed 119.551 On 2 Gp a

| Lap | Elapsed Time | Lap Time | Lap Speed |
|-----|--------------|----------|-----------|
| 1   | 4:07.145     | 4:07.145 | 105.989   |
| 2   | 7:50.011     | 3:42.866 | 119.551   |
| 3   | 11:33.561    | 3:43.550 | 119.186   |
| 4   | 15:17.980    | 3:44.419 | 118.724   |

#### **23** 40 Daley MATHISON

SSP Behind 13.171

Best Time 3:43.666 Best Speed 119.124 On 9 Gp a

| Lap | Elapsed Time | Lap Time  | Lap Speed |
|-----|--------------|-----------|-----------|
| 1   | 5:01.783     | 5:01.783  | 86.800    |
| 2   | 8:50.015     | 3:48.232  | 116.741   |
| 3   | 12:34.724    | 3:44.709  | 118.571   |
| 4   | 16:22.633    | 3:47.909  | 116.906   |
| 5   | 22:10.617    | 5:47.984  | 76.567    |
| 6   | 35:01.140    | 12:50.523 | 34.579    |
| 7   | 38:48.705    | 3:47.565  | 117.083   |
| 8   | 42:33.678    | 3:44.973  | 118.432   |
| 9   | 46:17.344    | 3:43.666  | 119.124   |

#### **24** 72 Gareth KEYS

SSP Behind 13.186

Best Time 3:43.681 Best Speed 119.116 On 7 Gp a

| Lap | Elapsed Time | Lap Time  | Lap Speed |
|-----|--------------|-----------|-----------|
| 1   | 5:08.056     | 5:08.056  | 85.032    |
| 2   | 9:03.280     | 3:55.224  | 113.271   |
| 3   | 21:26.716    | 12:23.436 | 35.839    |
| 4   | 34:51.484    | 13:24.768 | 33.108    |
| 5   | 38:37.739    | 3:46.255  | 117.761   |
| 6   | 42:24.039    | 3:46.300  | 117.737   |
| 7   | 46:07.720    | 3:43.681  | 119.116   |

### Qualifying Classification

Position

#### **25** 98 Paul OWEN

SSP Behind 13.352

Best Time 3:43.847 Best Speed 119.028 On 8 Gp a

| Lap | Elapsed Time | Lap Time  | Lap Speed |
|-----|--------------|-----------|-----------|
| 1   | 5:08.470     | 5:08.470  | 84.918    |
| 2   | 8:59.763     | 3:51.293  | 115.196   |
| 3   | 12:48.741    | 3:48.978  | 116.360   |
| 4   | 16:38.218    | 3:49.477  | 116.107   |
| 5   | 34:36.422    | 17:58.204 | 24.711    |
| 6   | 38:21.645    | 3:45.223  | 118.300   |
| 7   | 42:06.528    | 3:44.883  | 118.479   |
| 8   | 45:50.375    | 3:43.847  | 119.028   |

#### **26** 88 Daniel COOPER

SSP Behind 14.355

Best Time 3:44.850 Best Speed 118.497 On 3 Gp a

| Lap | Elapsed Time | Lap Time | Lap Speed |
|-----|--------------|----------|-----------|
| 1   | 4:48.748     | 4:48.748 | 90.718    |
| 2   | 8:38.749     | 3:50.001 | 115.843   |
| 3   | 12:23.599    | 3:44.850 | 118.497   |
| 4   | 16:10.093    | 3:46.494 | 117.636   |

#### **27** 43 Mark PARRETT

SSP Behind 14.461

Best Time 3:44.956 Best Speed 118.441 On 3 Gp a

| Lap | Elapsed Time | Lap Time  | Lap Speed |
|-----|--------------|-----------|-----------|
| 1   | 4:48.516     | 4:48.516  | 90.791    |
| 2   | 8:40.233     | 3:51.717  | 114.985   |
| 3   | 12:25.189    | 3:44.956  | 118.441   |
| 4   | 16:17.657    | 3:52.468  | 114.613   |
| 5   | 22:41.464    | 6:23.807  | 69.420    |
| 6   | 34:55.348    | 12:13.884 | 36.305    |
| 7   | 38:43.747    | 3:48.399  | 116.655   |
| 8   | 42:38.691    | 3:54.944  | 113.406   |

#### **28** 90 Ryan KNEEN

SSP Behind 14.684

Best Time 3:45.179 Best Speed 118.323 On 8 Gp a

| Lap | Elapsed Time | Lap Time  | Lap Speed |
|-----|--------------|-----------|-----------|
| 1   | 4:25.474     | 4:25.474  | 98.671    |
| 2   | 8:16.952     | 3:51.478  | 115.104   |
| 3   | 12:05.544    | 3:48.592  | 116.557   |
| 4   | 15:55.385    | 3:49.841  | 115.923   |
| 5   | 21:59.740    | 6:04.355  | 73.126    |
| 6   | 34:33.787    | 12:34.047 | 35.335    |
| 7   | 38:22.998    | 3:49.211  | 116.242   |
| 8   | 42:08.177    | 3:45.179  | 118.323   |
| 9   | 46:07.316    | 3:59.139  | 111.416   |

# METZELER ULSTER GRAND PRIX

## SUPERSPORT

### First Qualifying

Wednesday, 13 August 2014

## DETAILED RESULT



### Qualifying Classification

Position

#### **29** 61 John WALSH

SSP Behind 15.291

Best Time **3:45.786** Best Speed **118.005** On 7 Gp a

| Lap | Elapsed Time | Lap Time  | Lap Speed |
|-----|--------------|-----------|-----------|
| 1   | 4:38.706     | 4:38.706  | 93.987    |
| 2   | 10:01.874    | 5:23.168  | 82.446    |
| 3   | 13:54.773    | 3:52.899  | 114.401   |
| 4   | 18:44.291    | 4:49.518  | 92.029    |
| 5   | 37:01.307    | 18:17.016 | 24.288    |
| 6   | 40:49.472    | 3:48.165  | 116.775   |
| 7   | 44:35.258    | 3:45.786  | 118.005   |

#### **30** 37 Robert WILSON

SSP Behind 15.415

Best Time **3:45.910** Best Speed **117.941** On 4 Gp a

| Lap | Elapsed Time | Lap Time  | Lap Speed |
|-----|--------------|-----------|-----------|
| 1   | 4:36.590     | 4:36.590  | 94.706    |
| 2   | 8:24.645     | 3:48.055  | 116.831   |
| 3   | 12:12.249    | 3:47.604  | 117.063   |
| 4   | 15:58.159    | 3:45.910  | 117.941   |
| 5   | 22:09.457    | 6:11.298  | 71.759    |
| 6   | 34:30.698    | 12:21.241 | 35.945    |
| 7   | 38:21.110    | 3:50.412  | 115.636   |

#### **31** 22 Stephen McILVENNA

SSP Behind 15.532

Best Time **3:46.027** Best Speed **117.880** On 7 Gp a

| Lap | Elapsed Time | Lap Time  | Lap Speed |
|-----|--------------|-----------|-----------|
| 1   | 4:06.620     | 4:06.620  | 106.215   |
| 2   | 7:53.559     | 3:46.939  | 117.406   |
| 3   | 11:40.440    | 3:46.881  | 117.436   |
| 4   | 15:27.102    | 3:46.662  | 117.549   |
| 5   | 20:55.588    | 5:28.486  | 81.111    |
| 6   | 35:04.553    | 14:08.965 | 31.384    |
| 7   | 38:50.580    | 3:46.027  | 117.880   |
| 8   | 42:36.680    | 3:46.100  | 117.841   |
| 9   | 46:22.781    | 3:46.101  | 117.841   |

#### **32** 74 Connor BEHAN

SSP Behind 15.783

Best Time **3:46.278** Best Speed **117.749** On 7 Gp a

| Lap | Elapsed Time | Lap Time  | Lap Speed |
|-----|--------------|-----------|-----------|
| 1   | 5:09.895     | 5:09.895  | 84.528    |
| 2   | 9:00.945     | 3:51.050  | 115.317   |
| 3   | 12:50.847    | 3:49.902  | 115.893   |
| 4   | 16:38.664    | 3:47.817  | 116.953   |
| 5   | 37:14.913    | 20:36.249 | 21.552    |
| 6   | 41:04.590    | 3:49.677  | 116.006   |
| 7   | 44:50.868    | 3:46.278  | 117.749   |

### Qualifying Classification

Position

#### **33** 94 Ben WYLIE

SSP Behind 16.346

Best Time **3:46.841** Best Speed **117.457** On 4 Gp a

| Lap | Elapsed Time | Lap Time  | Lap Speed |
|-----|--------------|-----------|-----------|
| 1   | 4:33.723     | 4:33.723  | 95.698    |
| 2   | 8:22.875     | 3:49.152  | 116.272   |
| 3   | 12:13.514    | 3:50.639  | 115.522   |
| 4   | 16:00.355    | 3:46.841  | 117.457   |
| 5   | 22:11.328    | 6:10.973  | 71.822    |
| 6   | 34:48.638    | 12:37.310 | 35.182    |
| 7   | 38:36.909    | 3:48.271  | 116.721   |
| 8   | 42:25.735    | 3:48.826  | 116.438   |
| 9   | 46:25.174    | 3:59.439  | 111.277   |

#### **34** 23 Dennis BOOTH

SSP Behind 17.878

Best Time **3:48.373** Best Speed **116.669** On 4 Gp a

| Lap | Elapsed Time | Lap Time  | Lap Speed |
|-----|--------------|-----------|-----------|
| 1   | 5:05.705     | 5:05.705  | 85.686    |
| 2   | 8:59.522     | 3:53.817  | 113.952   |
| 3   | 12:52.601    | 3:53.079  | 114.313   |
| 4   | 16:40.974    | 3:48.373  | 116.669   |
| 5   | 35:33.478    | 18:52.504 | 23.527    |
| 6   | 39:25.620    | 3:52.142  | 114.774   |
| 7   | 43:18.943    | 3:53.323  | 114.193   |
| 8   | 47:17.591    | 3:58.648  | 111.645   |

#### **35** 31 Shaun ANDERSON

SSP Behind 17.923

Best Time **3:48.418** Best Speed **116.646** On 7 Gp a

| Lap | Elapsed Time | Lap Time  | Lap Speed |
|-----|--------------|-----------|-----------|
| 1   | 4:49.953     | 4:49.953  | 90.341    |
| 2   | 8:42.295     | 3:52.342  | 114.676   |
| 3   | 12:57.778    | 4:15.483  | 104.289   |
| 4   | 16:53.833    | 3:56.055  | 112.872   |
| 5   | 35:10.375    | 18:16.542 | 24.298    |
| 6   | 39:01.084    | 3:50.709  | 115.487   |
| 7   | 42:49.502    | 3:48.418  | 116.646   |
| 8   | 46:40.488    | 3:50.986  | 115.349   |



# METZELER ULSTER GRAND PRIX

## SUPERSPORT

### First Qualifying

Wednesday, 13 August 2014

## DETAILED RESULT



### Qualifying Classification

Position

#### **36** 95 Xavier DENIS

SSP Behind 18.538

Best Time **3:49.033** Best Speed **116.332** On **8** Gp **a**

| Lap | Elapsed Time | Lap Time  | Lap Speed |
|-----|--------------|-----------|-----------|
| 1   | 4:21.775     | 4:21.775  | 100.066   |
| 2   | 8:12.348     | 3:50.573  | 115.555   |
| 3   | 12:01.389    | 3:49.041  | 116.328   |
| 4   | 15:50.750    | 3:49.361  | 116.166   |
| 5   | 22:01.153    | 6:10.403  | 71.932    |
| 6   | 34:36.214    | 12:35.061 | 35.287    |
| 7   | 38:25.525    | 3:49.311  | 116.191   |
| 8   | 42:14.558    | 3:49.033  | 116.332   |
| 9   | 46:03.800    | 3:49.242  | 116.226   |

#### **37** 89 Colin STEPHENSON

SSP Behind 18.709

Best Time **3:49.204** Best Speed **116.246** On **3** Gp **a**

| Lap | Elapsed Time | Lap Time | Lap Speed |
|-----|--------------|----------|-----------|
| 1   | 4:52.886     | 4:52.886 | 89.436    |
| 2   | 8:42.440     | 3:49.554 | 116.068   |
| 3   | 12:31.644    | 3:49.204 | 116.246   |
| 4   | 16:23.222    | 3:51.578 | 115.054   |
| 5   | 22:42.179    | 6:18.957 | 70.309    |

#### **38** 33 Paul CRANSTON

SSP Behind 18.971

Best Time **3:49.466** Best Speed **116.113** On **8** Gp **a**

| Lap | Elapsed Time | Lap Time  | Lap Speed |
|-----|--------------|-----------|-----------|
| 1   | 5:03.213     | 5:03.213  | 86.390    |
| 2   | 8:56.669     | 3:53.456  | 114.128   |
| 3   | 12:48.548    | 3:51.879  | 114.905   |
| 4   | 16:40.789    | 3:52.241  | 114.725   |
| 5   | 35:45.512    | 19:04.723 | 23.275    |
| 6   | 39:36.632    | 3:51.120  | 115.282   |
| 7   | 43:27.259    | 3:50.627  | 115.528   |
| 8   | 47:16.725    | 3:49.466  | 116.113   |

#### **39** 27 Nuno CAETANO

SSP Behind 19.129

Best Time **3:49.624** Best Speed **116.033** On **3** Gp **a**

| Lap | Elapsed Time | Lap Time | Lap Speed |
|-----|--------------|----------|-----------|
| 1   | 5:25.986     | 5:25.986 | 80.355    |
| 2   | 9:24.851     | 3:58.865 | 111.544   |
| 3   | 13:14.475    | 3:49.624 | 116.033   |
| 4   | 17:09.789    | 3:55.314 | 113.227   |

### Qualifying Classification

Position

#### **40** 11 Stephen THOMPSON

SSP Behind 20.633

Best Time **3:51.128** Best Speed **115.278** On **2** Gp **a**

| Lap | Elapsed Time | Lap Time | Lap Speed |
|-----|--------------|----------|-----------|
| 1   | 4:13.035     | 4:13.035 | 103.522   |
| 2   | 8:04.163     | 3:51.128 | 115.278   |
| 3   | 11:56.175    | 3:52.012 | 114.839   |

#### **41** 21 Alan CONNOR

SSP Behind 21.081

Best Time **3:51.576** Best Speed **115.055** On **6** Gp **a**

| Lap | Elapsed Time | Lap Time  | Lap Speed |
|-----|--------------|-----------|-----------|
| 1   | 11:02.752    | 11:02.752 | 39.524    |
| 2   | 14:57.073    | 3:54.321  | 113.707   |
| 3   | 20:11.532    | 5:14.459  | 84.730    |
| 4   | 35:14.580    | 15:03.048 | 29.504    |
| 5   | 39:07.639    | 3:53.059  | 114.323   |
| 6   | 42:59.215    | 3:51.576  | 115.055   |
| 7   | 46:51.272    | 3:52.057  | 114.816   |

#### **42** 58 Gary MILLER

SSP Behind 21.411

Best Time **3:51.906** Best Speed **114.891** On **6** Gp **a**

| Lap | Elapsed Time | Lap Time  | Lap Speed |
|-----|--------------|-----------|-----------|
| 1   | 5:34.757     | 5:34.757  | 78.250    |
| 2   | 9:39.229     | 4:04.472  | 108.986   |
| 3   | 13:34.601    | 3:55.372  | 113.199   |
| 4   | 19:06.157    | 5:31.556  | 80.360    |
| 5   | 34:52.898    | 15:46.741 | 28.143    |
| 6   | 38:44.804    | 3:51.906  | 114.891   |
| 7   | 42:38.727    | 3:53.923  | 113.901   |
| 8   | 46:32.666    | 3:53.939  | 113.893   |

#### **43** 19 Paul JORDAN

SSP Behind 21.809

Best Time **3:52.304** Best Speed **114.694** On **7** Gp **a**

| Lap | Elapsed Time | Lap Time  | Lap Speed |
|-----|--------------|-----------|-----------|
| 1   | 4:48.067     | 4:48.067  | 90.933    |
| 2   | 8:42.247     | 3:54.180  | 113.776   |
| 3   | 12:34.585    | 3:52.338  | 114.678   |
| 4   | 16:36.230    | 4:01.645  | 110.261   |
| 5   | 35:13.449    | 18:37.219 | 23.848    |
| 6   | 39:06.499    | 3:53.050  | 114.327   |
| 7   | 42:58.803    | 3:52.304  | 114.694   |
| 8   | 47:14.485    | 4:15.682  | 104.207   |

# METZELER ULSTER GRAND PRIX

## SUPERSPORT

### First Qualifying

Wednesday, 13 August 2014

## DETAILED RESULT



### Qualifying Classification

Position

#### 44 41 Neil GREGORY

SSP Behind 22.813

Best Time 3:53.308 Best Speed 114.201 On 7 Gp a

| Lap | Elapsed Time | Lap Time  | Lap Speed |
|-----|--------------|-----------|-----------|
| 1   | 5:16.791     | 5:16.791  | 82.688    |
| 2   | 9:27.297     | 4:10.506  | 106.361   |
| 3   | 13:23.418    | 3:56.121  | 112.840   |
| 4   | 17:38.532    | 4:15.114  | 104.439   |
| 5   | 34:35.628    | 16:57.096 | 26.196    |
| 6   | 38:29.603    | 3:53.975  | 113.875   |
| 7   | 42:22.911    | 3:53.308  | 114.201   |
| 8   | 46:17.220    | 3:54.309  | 113.713   |

#### 45 76 Davide ANSALDI

SSP Behind 22.990

Best Time 3:53.485 Best Speed 114.114 On 3 Gp a

| Lap | Elapsed Time | Lap Time  | Lap Speed |
|-----|--------------|-----------|-----------|
| 1   | 4:27.450     | 4:27.450  | 97.942    |
| 2   | 8:24.367     | 3:56.917  | 112.461   |
| 3   | 12:17.852    | 3:53.485  | 114.114   |
| 4   | 16:19.791    | 4:01.939  | 110.127   |
| 5   | 22:44.492    | 6:24.701  | 69.259    |
| 6   | 35:33.282    | 12:48.790 | 34.657    |
| 7   | 39:28.846    | 3:55.564  | 113.107   |
| 8   | 43:26.375    | 3:57.529  | 112.171   |
| 9   | 47:28.459    | 4:02.084  | 110.061   |

#### 46 17 Mark GOODINGS

SSP Behind 25.425

Best Time 3:55.920 Best Speed 112.936 On 6 Gp a

| Lap | Elapsed Time | Lap Time  | Lap Speed |
|-----|--------------|-----------|-----------|
| 1   | 5:16.169     | 5:16.169  | 82.850    |
| 2   | 9:27.099     | 4:10.930  | 106.181   |
| 3   | 13:23.955    | 3:56.856  | 112.490   |
| 4   | 17:53.592    | 4:29.637  | 98.814    |
| 5   | 34:45.799    | 16:52.207 | 26.323    |
| 6   | 38:41.719    | 3:55.920  | 112.936   |
| 7   | 42:38.296    | 3:56.577  | 112.623   |
| 8   | 46:36.803    | 3:58.507  | 111.711   |

### Qualifying Classification

Position

#### 47 32 Pierre FAVRE

SSP Behind 26.375

Best Time 3:56.870 Best Speed 112.483 On 7 Gp a

| Lap | Elapsed Time | Lap Time  | Lap Speed |
|-----|--------------|-----------|-----------|
| 1   | 4:26.568     | 4:26.568  | 98.266    |
| 2   | 8:24.250     | 3:57.682  | 112.099   |
| 3   | 12:22.507    | 3:58.257  | 111.829   |
| 4   | 16:21.181    | 3:58.674  | 111.633   |
| 5   | 23:15.977    | 6:54.796  | 64.234    |
| 6   | 35:18.580    | 12:02.603 | 36.872    |
| 7   | 39:15.450    | 3:56.870  | 112.483   |
| 8   | 43:15.899    | 4:00.449  | 110.809   |

#### 48 34 Craig GIBSON

SSP Behind 26.729

Best Time 3:57.224 Best Speed 112.316 On 7 Gp a

| Lap | Elapsed Time | Lap Time  | Lap Speed |
|-----|--------------|-----------|-----------|
| 1   | 5:00.132     | 5:00.132  | 87.277    |
| 2   | 9:00.850     | 4:00.718  | 110.685   |
| 3   | 13:00.036    | 3:59.186  | 111.394   |
| 4   | 17:06.736    | 4:06.700  | 108.001   |
| 5   | 35:11.006    | 18:04.270 | 24.573    |
| 6   | 39:08.470    | 3:57.464  | 112.202   |
| 7   | 43:05.694    | 3:57.224  | 112.316   |
| 8   | 47:13.659    | 4:07.965  | 107.450   |

#### 49 50 Emmett BURKE

SSP Behind 26.737

Best Time 3:57.232 Best Speed 112.312 On 3 Gp a

| Lap | Elapsed Time | Lap Time  | Lap Speed |
|-----|--------------|-----------|-----------|
| 1   | 4:27.182     | 4:27.182  | 98.041    |
| 2   | 8:25.915     | 3:58.733  | 111.606   |
| 3   | 12:23.147    | 3:57.232  | 112.312   |
| 4   | 16:22.143    | 3:58.996  | 111.483   |
| 5   | 22:45.882    | 6:23.739  | 69.433    |
| 6   | 35:27.610    | 12:41.728 | 34.978    |
| 7   | 39:35.609    | 4:07.999  | 107.436   |

#### 50 83 Maria COSTELLO

SSP Behind 27.528

Best Time 3:58.023 Best Speed 111.939 On 3 Gp a

| Lap | Elapsed Time | Lap Time  | Lap Speed |
|-----|--------------|-----------|-----------|
| 1   | 5:17.260     | 5:17.260  | 82.565    |
| 2   | 9:28.281     | 4:11.021  | 106.142   |
| 3   | 13:26.304    | 3:58.023  | 111.939   |
| 4   | 17:49.659    | 4:23.355  | 101.171   |
| 5   | 36:16.725    | 18:27.066 | 24.067    |
| 6   | 40:22.654    | 4:05.929  | 108.340   |
| 7   | 44:27.733    | 4:05.079  | 108.716   |

# METZELER ULSTER GRAND PRIX

## SUPERSPORT

### First Qualifying

Wednesday, 13 August 2014

## DETAILED RESULT



### Qualifying Classification

Position

#### 51 80 Darren COOPER

SSP Behind 32.362

Best Time 4:02.857 Best Speed 109.710 On 2 Gp a

| Lap | Elapsed Time | Lap Time | Lap Speed |
|-----|--------------|----------|-----------|
| 1   | 4:49.526     | 4:49.526 | 90.474    |
| 2   | 8:52.383     | 4:02.857 | 109.710   |
| 3   | 12:56.111    | 4:03.728 | 109.318   |
| 4   | 17:01.361    | 4:05.250 | 108.640   |

#### 52 84 Sam DUNLOP

SSP Behind 34.402

Best Time 4:04.897 Best Speed 108.797 On 8 Gp a

| Lap | Elapsed Time | Lap Time  | Lap Speed |
|-----|--------------|-----------|-----------|
| 1   | 5:22.898     | 5:22.898  | 81.124    |
| 2   | 9:41.000     | 4:18.102  | 103.230   |
| 3   | 13:54.651    | 4:13.651  | 105.042   |
| 4   | 18:54.473    | 4:59.822  | 88.866    |
| 5   | 35:39.279    | 16:44.806 | 26.517    |
| 6   | 39:45.593    | 4:06.314  | 108.171   |
| 7   | 43:52.312    | 4:06.719  | 107.993   |
| 8   | 47:57.209    | 4:04.897  | 108.797   |

### Non Qualifiers

Position

#### 81 Dave WALSH

SSP Behind 37.580

Best Time 4:08.075 Best Speed 107.403 On 6 Gp a

| Lap | Elapsed Time | Lap Time  | Lap Speed |
|-----|--------------|-----------|-----------|
| 1   | 5:17.069     | 5:17.069  | 82.615    |
| 2   | 9:40.125     | 4:23.056  | 101.286   |
| 3   | 13:53.122    | 4:12.997  | 105.313   |
| 4   | 19:00.282    | 5:07.160  | 86.743    |
| 5   | 34:48.638    | 15:48.356 | 28.095    |
| 6   | 38:56.713    | 4:08.075  | 107.403   |
| 7   | 43:05.520    | 4:08.807  | 107.087   |

### Non Qualifiers

Position

#### 38 Andrew SELLARS

SSP Behind 38.306

Best Time 4:08.801 Best Speed 107.089 On 6 Gp a

| Lap | Elapsed Time | Lap Time  | Lap Speed |
|-----|--------------|-----------|-----------|
| 1   | 5:39.449     | 5:39.449  | 77.168    |
| 2   | 9:58.629     | 4:19.180  | 102.801   |
| 3   | 14:13.208    | 4:14.579  | 104.659   |
| 4   | 19:07.174    | 4:53.966  | 90.636    |
| 5   | 34:52.251    | 15:45.077 | 28.192    |
| 6   | 39:01.052    | 4:08.801  | 107.089   |
| 7   | 43:10.238    | 4:09.186  | 106.924   |
| 8   | 47:19.481    | 4:09.243  | 106.900   |

#### 28 Patricia FERNANDEZ

SSP Behind 42.688

Best Time 4:13.183 Best Speed 105.236 On 7 Gp a

| Lap | Elapsed Time | Lap Time  | Lap Speed |
|-----|--------------|-----------|-----------|
| 1   | 5:15.871     | 5:15.871  | 82.928    |
| 2   | 9:39.466     | 4:23.595  | 101.079   |
| 3   | 13:53.497    | 4:14.031  | 104.885   |
| 4   | 18:45.902    | 4:52.405  | 91.120    |
| 5   | 35:09.652    | 16:23.750 | 27.084    |
| 6   | 39:23.735    | 4:14.083  | 104.863   |
| 7   | 43:36.918    | 4:13.183  | 105.236   |
| 8   | 47:51.283    | 4:14.365  | 104.747   |

#### 39 Michael LEE

SSP Behind 48.598

Best Time 4:19.093 Best Speed 102.836 On 3 Gp a

| Lap | Elapsed Time | Lap Time  | Lap Speed |
|-----|--------------|-----------|-----------|
| 1   | 5:15.479     | 5:15.479  | 83.031    |
| 2   | 9:40.439     | 4:24.960  | 100.558   |
| 3   | 13:59.532    | 4:19.093  | 102.836   |
| 4   | 19:01.300    | 5:01.768  | 88.293    |
| 5   | 36:08.483    | 17:07.183 | 25.939    |
| 6   | 41:03.690    | 4:55.207  | 90.255    |

Speed TrapSupersport 1st Practice

| No. | Name              | <u>Lap 1</u> | <u>Lap 2</u> | <u>Lap 3</u> | <u>Lap 4</u> | <u>Lap 5</u> | <u>Lap 6</u> | <u>Lap 7</u> |
|-----|-------------------|--------------|--------------|--------------|--------------|--------------|--------------|--------------|
| 1   | Michael DUNLOP    | 161          | 168          |              | 166          | 166          | 167          |              |
| 4   | Guy MARTIN        | 167          | 165          | 166          | 165          | 151          | 168          |              |
| 5   | Bruce ANSTEY      | 160          | 163          |              | 164          |              |              |              |
| 6   | William DUNLOP    |              | 172          |              | 170          | 162          | 171          |              |
| 9   | James COWTON      | 161          |              | 164          |              | 166          | 165          | 163          |
| 11  | Stephen THOMPSON  | 157          | 160          |              |              |              |              |              |
| 12  | Dean HARRISON     |              |              | 167          | 165          |              |              |              |
| 13  | Lee JOHNSTON      | 153          | 162          | 159          | 167          |              | 168          |              |
| 14  | Dan KNEEN         | 161          |              | 165          | 165          |              |              |              |
| 15  | Derek SHEILS      |              |              | 162          |              |              | 161          |              |
| 17  | Mark GOODINGS     |              | 157          |              |              | 158          | 158          |              |
| 22  | Stephen McILVENNA |              | 150          |              |              | 161          | 151          |              |
| 23  | Dennis BOOTH      |              | 153          |              |              | 155          | 155          | 153          |
| 24  | Steve MERCER      |              | 160          |              |              |              |              |              |
| 26  | Keith AMOR        | 169          | 162          | 169          |              |              |              |              |
| 27  | Nuno CAETANO      | 155          |              | 167          |              |              |              |              |
| 29  | Ivan LINTIN       | 166          | 170          | 149          | 159          |              |              |              |
| 31  | Shaun ANDERSON    |              |              |              |              |              | 152          | 144          |
| 33  | Paul CRANSTON     | 155          |              |              |              | 153          | 150          |              |
| 41  | Neil GREGORY      |              |              | 150          |              |              | 149          |              |
| 43  | Mark PARRETT      |              |              | 159          |              | 158          |              |              |
| 44  | Jamie HAMILTON    |              | 144          |              |              |              |              |              |
| 48  | Derek McGEE       | 166          | 167          |              |              |              |              |              |
| 50  | Emmett BURKE      |              |              |              |              | 149          |              |              |
| 52  | Russ MOUNTFORD    |              |              | 161          |              | 164          | 165          | 161          |
| 54  | Christian ELKIN   |              |              |              | 158          |              |              |              |
| 58  | Gary MILLER       | 152          |              |              |              | 155          | 157          |              |
| 61  | John WALSH        |              | 161          |              |              | 158          |              |              |
| 64  | David MULLIGAN    | 161          |              | 156          |              |              |              |              |
| 65  | Michael SWEENEY   |              |              | 161          |              |              |              |              |
| 74  | Connor BEHAN      |              | 161          | 151          |              | 154          |              |              |
| 77  | Danny WEBB        | 164          | 159          |              | 163          | 165          | 164          | 164          |
| 80  | Darren COOPER     |              | 163          |              |              |              |              |              |
| 81  | Dave WALSH        |              |              |              |              | 154          |              |              |
| 83  | Maria COSTELLO    |              |              |              |              | 157          |              | 142          |
| 88  | Daniel COOPER     |              | 156          |              |              |              |              |              |
| 89  | Colin STEPHENSON  |              |              | 161          |              |              |              |              |
| 90  | Ryan KNEEN        |              |              | 162          | 161          | 163          |              |              |
| 94  | Ben WYLIE         | 159          |              |              |              |              |              |              |
| 97  | Seamus ELLIOTT    | 169          |              | 163          |              |              | 167          |              |
| 98  | Paul OWEN         |              | 162          |              |              | 162          | 163          |              |
| 111 | Paul SHOESMITH    |              | 163          | 165          | 164          |              |              |              |

# METZELER ULSTER GRAND PRIX SUPERSPORT

## Second Qualifying (Restart)

### Thursday, 14 August 2014


**Qualifying Time**
**4:08.850**
**Qualifying Speed**
**107.069**


| Pos | Class | No  | Name              | Machine / Sponsor                         | ----- Best Lap ----- |        |         | Total Laps | Qualifying Laps |
|-----|-------|-----|-------------------|---|----------------------|--------|---------|------------|-----------------|
|     |       |     |                   |   | Time                 | Behind | Speed   |            |                 |
| 1   | SSP   | 13  | Lee JOHNSTON      | Honda - ECC / Pirtek                      | 3:30.081             |        | 126.827 | 2          | 3               |
| 2   | SSP   | 12  | Dean HARRISON     | Yamaha - Mar-Train Racing                 | 3:30.731             | 0.650  | 126.436 | 3          | 3               |
| 3   | SSP   | 4   | Guy MARTIN        | Suzuki - Tyco Suzuki by TAS Racing        | 3:31.862             | 1.781  | 125.761 | 3          | 3               |
| 4   | SSP   | 14  | Dan KNEEN         | Honda - Cookstown BE Racing               | 3:32.055             | 1.974  | 125.646 | 3          | 3               |
| 5   | SSP   | 6   | William DUNLOP    | Suzuki - Tyco Suzuki by TAS Racing        | 3:32.153             | 2.072  | 125.588 | 3          | 3               |
| 6   | SSP   | 5   | Bruce ANSTEY      | Honda - Valvoline Racing by Padgetts      | 3:32.251             | 2.170  | 125.530 | 2          | 3               |
| 7   | SSP   | 48  | Derek McGEE       | Yamaha - McGee Racing                     | 3:32.375             | 2.294  | 125.457 | 2          | 2               |
| 8   | SSP   | 29  | Ivan LINTIN       | Honda - Taylor Lindsey Racing             | 3:32.426             | 2.345  | 125.427 | 3          | 3               |
| 9   | SSP   | 26  | Keith AMOR        | Honda - Rig Deluge                        | 3:32.914             | 2.833  | 125.140 | 3          | 3               |
| 10  | SSP   | 9   | James COWTON      | Honda - Cowton Racing                     | 3:33.207             | 3.126  | 124.968 | 3          | 3               |
| 11  | SSP   | 2   | Ian HUTCHINSON    | Yamaha - Milwaukee Yamaha                 | 3:33.220             | 3.139  | 124.960 | 3          | 3               |
| 12  | SSP   | 52  | Russ MOUNTFORD    | Triumph 675 - Silicone Engineering Racing | 3:33.973             | 3.892  | 124.520 | 2          | 2               |
| 13  | SSP   | 1   | Michael DUNLOP    | Honda - MD Racing                         | 3:35.558             | 5.477  | 123.605 | 2          | 3               |
| 14  | SSP   | 65  | Michael SWEENEY   | Yamaha - Tracblast                        | 3:36.539             | 6.458  | 123.045 | 2          | 3               |
| 15  | SSP   | 15  | Derek SHEILS      | Yamaha - CD-IC Racing                     | 3:37.036             | 6.955  | 122.763 | 3          | 3               |
| 16  | SSP   | 24  | Steve MERCER      | Suzuki - Team Traction Control            | 3:39.117             | 9.036  | 121.597 | 2          | 3               |
| 17  | SSP   | 40  | Daley MATHISON    | Suzuki - Hol-Taj/Team Classic Suzuki      | 3:39.950             | 9.869  | 121.136 | 2          | 3               |
| 18  | SSP   | 111 | Paul SHOESMITH    | Yamaha - Ice Valley by Motorsave          | 3:41.358             | 11.277 | 120.366 | 3          | 3               |
| 19  | SSP   | 54  | Christian ELKIN   | Triumph 675                               | 3:41.812             | 11.731 | 120.120 | 2          | 3               |
| 20  | SSP   | 72  | Gareth KEYS       | Honda - B & W Racing                      | 3:42.624             | 12.543 | 119.681 | 2          | 3               |
| 21  | SSP   | 64  | David MULLIGAN    | Yamaha                                    | 3:42.795             | 12.714 | 119.590 | 3          | 3               |
| 22  | SSP   | 98  | Paul OWEN         | Yamaha - Team #98                         | 3:44.081             | 14.000 | 118.903 | 3          | 3               |
| 23  | SSP   | 37  | Robert WILSON     | Yamaha - Stoddart Racing                  | 3:44.277             | 14.196 | 118.799 | 2          | 3               |
| 24  | SSP   | 89  | Colin STEPHENSON  | Yamaha - CS Racing                        | 3:44.515             | 14.434 | 118.673 | 2          | 3               |
| 25  | SSP   | 90  | Ryan KNEEN        | Kawasaki - Ryan Kneen Racing              | 3:44.575             | 14.494 | 118.642 | 3          | 3               |
| 26  | SSP   | 97  | Seamus ELLIOTT    | Suzuki                                    | 3:44.689             | 14.608 | 118.582 | 3          | 3               |
| 27  | SSP   | 61  | John WALSH        | Yamaha                                    | 3:44.893             | 14.812 | 118.474 | 2          | 3               |
| 28  | SSP   | 78  | Michal DOKOUPIL   | Yamaha - R T & E Racing                   | 3:45.149             | 15.068 | 118.339 | 2          | 3               |
| 29  | SSP   | 22  | Stephen McLIVENNA | Yamaha                                    | 3:45.484             | 15.403 | 118.163 | 2          | 3               |
| 30  | SSP   | 94  | Ben WYLIE         | Bimota - bimota.uk.com                    | 3:45.871             | 15.790 | 117.961 | 2          | 3               |
| 31  | SSP   | 95  | Xavier DENIS      | Kawasaki                                  | 3:46.909             | 16.828 | 117.421 | 2          | 3               |
| 32  | SSP   | 74  | Connor BEHAN      | Yamaha                                    | 3:46.917             | 16.836 | 117.417 | 2          | 3               |
| 33  | SSP   | 27  | Nuno CAETANO      | Kawasaki - KS Team of Portugal            | 3:49.019             | 18.938 | 116.340 | 3          | 3               |
| 34  | SSP   | 19  | Paul JORDAN       | Honda - Moira MRC                         | 3:49.411             | 19.330 | 116.141 | 2          | 3               |
| 35  | SSP   | 43  | Mark PARRETT      | Yamaha - Mark Parrett Racing              | 3:49.423             | 19.342 | 116.135 | 2          | 3               |
| 36  | SSP   | 31  | Shaun ANDERSON    | Suzuki - Doons Stores                     | 3:49.498             | 19.417 | 116.097 | 2          | 3               |
| 37  | SSP   | 23  | Dennis BOOTH      | Yamaha                                    | 3:51.089             | 21.008 | 115.297 | 2          | 3               |
| 38  | SSP   | 33  | Paul CRANSTON     | Honda - P & J Fuel Haulage                | 3:51.978             | 21.897 | 114.856 | 3          | 3               |
| 39  | SSP   | 50  | Emmett BURKE      | Honda                                     | 3:54.256             | 24.175 | 113.739 | 2          | 3               |
| 40  | SSP   | 34  | Craig GIBSON      | Kawasaki                                  | 3:55.377             | 25.296 | 113.197 | 3          | 3               |
| 41  | SSP   | 41  | Neil GREGORY      | Triumph 675 - Quelch Afterdark Racing     | 3:55.578             | 25.497 | 113.100 | 3          | 3               |
| 42  | SSP   | 83  | Maria COSTELLO    | Kawasaki                                  | 3:56.303             | 26.222 | 112.753 | 2          | 3               |
| 43  | SSP   | 80  | Darren COOPER     | Kawasaki                                  | 3:56.465             | 26.384 | 112.676 | 3          | 3               |
| 44  | SSP   | 58  | Gary MILLER       | Suzuki - RMC                              | 3:57.026             | 26.945 | 112.409 | 2          | 3               |
| 45  | SSP   | 21  | Alan CONNOR       |   | 3:57.541             | 27.460 | 112.166 | 3          | 3               |
| 46  | SSP   | 32  | Pierre FAVRE      | Yamaha                                    | 3:58.759             | 28.678 | 111.594 | 2          | 3               |

### Non Qualifiers

|     |    |                    |                       |          |        |         |   |   |   |
|-----|----|--------------------|-----------------------|----------|--------|---------|---|---|---|
| SSP | 17 | Mark GOODINGS      | Kawasaki - IPG Racing | 3:55.917 | 25.836 | 112.938 | 2 | 3 | 1 |
| SSP | 81 | Dave WALSH         | Kawasaki - DRW Racing | 4:06.398 | 36.317 | 108.134 | 2 | 3 | 1 |
| SSP | 28 | Patricia FERNANDEZ | Yamaha - Magic Bullet | 4:07.046 | 36.965 | 107.850 | 2 | 3 | 1 |
| SSP | 84 | Sam DUNLOP         | Yamaha - NJT Racing   | 4:07.991 | 37.910 | 107.439 | 2 | 3 | 1 |
| SSP | 38 | Andrew SELLARS     | Kawasaki              | 4:13.201 | 43.120 | 105.228 | 2 | 3 | 0 |

Provisional result to be confirmed by the Stewards of the Meeting subject to completion of technical inspections &amp; the time limit for protests

Page 1 / 1

|               |                                     |            |   |                    |                                   |
|---------------|-------------------------------------|------------|---|--------------------|-----------------------------------|
| Circuit       | <b>Dundrod</b>                      | Signed     |  | Organising Club    | <b>Dundrod &amp; District MCC</b> |
| Length(miles) | <b>7.4011</b> <b>Lap 1 (7.2763)</b> |            | Chief Timekeeper  | Qualifying Started | <b>12:05</b>                      |
| Weather       | <b>Sunny</b>                        |            |   |                    |                                   |
| Track         | <b>Dry</b>                          | Issued At: | 12:53   |                    |                                   |



# METZELER ULSTER GRAND PRIX

## SUPERSPORT

### Second Qualifying (Restart)

Thursday, 14 August 2014

## DETAILED RESULT



### Qualifying Classification

Position

**1** 13 Lee JOHNSTON

SSP Behind 2.170  
Best Time **3:30.081** Best Speed **126.827** On 2 Gp a

| Lap | Elapsed Time | Lap Time | Lap Speed |
|-----|--------------|----------|-----------|
| 1   | 3:59.792     | 3:59.792 | 109.239   |
| 2   | 7:29.873     | 3:30.081 | 126.827   |
| 3   | 11:05.931    | 3:36.058 | 123.319   |

**2** 12 Dean HARRISON

SSP Behind 0.650  
Best Time **3:30.731** Best Speed **126.436** On 3 Gp a

| Lap | Elapsed Time | Lap Time | Lap Speed |
|-----|--------------|----------|-----------|
| 1   | 4:03.153     | 4:03.153 | 107.729   |
| 2   | 7:34.749     | 3:31.596 | 125.919   |
| 3   | 11:05.480    | 3:30.731 | 126.436   |

**3** 4 Guy MARTIN

SSP Behind 1.781  
Best Time **3:31.862** Best Speed **125.761** On 3 Gp a

| Lap | Elapsed Time | Lap Time | Lap Speed |
|-----|--------------|----------|-----------|
| 1   | 3:53.470     | 3:53.470 | 112.197   |
| 2   | 7:27.923     | 3:34.453 | 124.241   |
| 3   | 10:59.785    | 3:31.862 | 125.761   |

**4** 14 Dan KNEEN

SSP Behind 1.974  
Best Time **3:32.055** Best Speed **125.646** On 3 Gp a

| Lap | Elapsed Time | Lap Time | Lap Speed |
|-----|--------------|----------|-----------|
| 1   | 3:54.654     | 3:54.654 | 111.631   |
| 2   | 7:28.438     | 3:33.784 | 124.630   |
| 3   | 11:00.493    | 3:32.055 | 125.646   |

**5** 6 William DUNLOP

SSP Behind 2.072  
Best Time **3:32.153** Best Speed **125.588** On 3 Gp a

| Lap | Elapsed Time | Lap Time | Lap Speed |
|-----|--------------|----------|-----------|
| 1   | 3:49.113     | 3:49.113 | 114.331   |
| 2   | 7:21.384     | 3:32.271 | 125.519   |
| 3   | 10:53.537    | 3:32.153 | 125.588   |

### Qualifying Classification

Position

**6** 5 Bruce ANSTEY

SSP Behind 2.170  
Best Time **3:32.251** Best Speed **125.530** On 2 Gp a

| Lap | Elapsed Time | Lap Time | Lap Speed |
|-----|--------------|----------|-----------|
| 1   | 4:02.662     | 4:02.662 | 107.947   |
| 2   | 7:34.913     | 3:32.251 | 125.530   |
| 3   | 11:36.832    | 4:01.919 | 110.136   |

**7** 48 Derek McGEE

SSP Behind 2.294  
Best Time **3:32.375** Best Speed **125.457** On 2 Gp a

| Lap | Elapsed Time | Lap Time | Lap Speed |
|-----|--------------|----------|-----------|
| 1   | 4:00.915     | 4:00.915 | 108.730   |
| 2   | 7:33.290     | 3:32.375 | 125.457   |

**8** 29 Ivan LINTIN

SSP Behind 2.345  
Best Time **3:32.426** Best Speed **125.427** On 3 Gp a

| Lap | Elapsed Time | Lap Time | Lap Speed |
|-----|--------------|----------|-----------|
| 1   | 3:54.340     | 3:54.340 | 111.781   |
| 2   | 7:29.242     | 3:34.902 | 123.982   |
| 3   | 11:01.668    | 3:32.426 | 125.427   |

**9** 26 Keith AMOR

SSP Behind 2.833  
Best Time **3:32.914** Best Speed **125.140** On 3 Gp a

| Lap | Elapsed Time | Lap Time | Lap Speed |
|-----|--------------|----------|-----------|
| 1   | 3:53.573     | 3:53.573 | 112.148   |
| 2   | 7:27.446     | 3:33.873 | 124.578   |
| 3   | 11:00.360    | 3:32.914 | 125.140   |

**10** 9 James COWTON

SSP Behind 3.126  
Best Time **3:33.207** Best Speed **124.968** On 3 Gp a

| Lap | Elapsed Time | Lap Time | Lap Speed |
|-----|--------------|----------|-----------|
| 1   | 3:54.018     | 3:54.018 | 111.934   |
| 2   | 7:29.012     | 3:34.994 | 123.929   |
| 3   | 11:02.219    | 3:33.207 | 124.968   |

# METZELER ULSTER GRAND PRIX

## SUPERSPORT

### Second Qualifying (Restart)

Thursday, 14 August 2014

## DETAILED RESULT



### Qualifying Classification

Position

#### 11 2 Ian HUTCHINSON

SSP Behind 3.139

Best Time 3:33.220 Best Speed 124.960 On 3 Gp a

| Lap | Elapsed Time | Lap Time | Lap Speed |
|-----|--------------|----------|-----------|
| 1   | 3:54.191     | 3:54.191 | 111.852   |
| 2   | 7:28.390     | 3:34.199 | 124.389   |
| 3   | 11:01.610    | 3:33.220 | 124.960   |

#### 12 52 Russ MOUNTFORD

SSP Behind 3.892

Best Time 3:33.973 Best Speed 124.520 On 2 Gp a

| Lap | Elapsed Time | Lap Time | Lap Speed |
|-----|--------------|----------|-----------|
| 1   | 4:03.373     | 4:03.373 | 107.632   |
| 2   | 7:37.346     | 3:33.973 | 124.520   |

#### 13 1 Michael DUNLOP

SSP Behind 5.477

Best Time 3:35.558 Best Speed 123.605 On 2 Gp a

| Lap | Elapsed Time | Lap Time | Lap Speed |
|-----|--------------|----------|-----------|
| 1   | 4:05.712     | 4:05.712 | 106.607   |
| 2   | 7:41.270     | 3:35.558 | 123.605   |
| 3   | 11:24.998    | 3:43.728 | 119.091   |

#### 14 65 Michael SWEENEY

SSP Behind 6.458

Best Time 3:36.539 Best Speed 123.045 On 2 Gp a

| Lap | Elapsed Time | Lap Time | Lap Speed |
|-----|--------------|----------|-----------|
| 1   | 4:00.747     | 4:00.747 | 108.806   |
| 2   | 7:37.286     | 3:36.539 | 123.045   |
| 3   | 11:16.080    | 3:38.794 | 121.776   |

#### 15 15 Derek SHEILS

SSP Behind 6.955

Best Time 3:37.036 Best Speed 122.763 On 3 Gp a

| Lap | Elapsed Time | Lap Time | Lap Speed |
|-----|--------------|----------|-----------|
| 1   | 4:03.096     | 4:03.096 | 107.754   |
| 2   | 7:41.169     | 3:38.073 | 122.179   |
| 3   | 11:18.205    | 3:37.036 | 122.763   |

### Qualifying Classification

Position

#### 16 24 Steve MERCER

SSP Behind 9.036

Best Time 3:39.117 Best Speed 121.597 On 2 Gp a

| Lap | Elapsed Time | Lap Time | Lap Speed |
|-----|--------------|----------|-----------|
| 1   | 4:06.461     | 4:06.461 | 106.283   |
| 2   | 7:45.578     | 3:39.117 | 121.597   |
| 3   | 11:25.166    | 3:39.588 | 121.336   |

#### 17 40 Daley MATHISON

SSP Behind 9.869

Best Time 3:39.950 Best Speed 121.136 On 2 Gp a

| Lap | Elapsed Time | Lap Time | Lap Speed |
|-----|--------------|----------|-----------|
| 1   | 4:02.583     | 4:02.583 | 107.982   |
| 2   | 7:42.533     | 3:39.950 | 121.136   |
| 3   | 11:23.166    | 3:40.633 | 120.761   |

#### 18 111 Paul SHOESMITH

SSP Behind 11.277

Best Time 3:41.358 Best Speed 120.366 On 3 Gp a

| Lap | Elapsed Time | Lap Time | Lap Speed |
|-----|--------------|----------|-----------|
| 1   | 4:30.980     | 4:30.980 | 96.666    |
| 2   | 8:13.237     | 3:42.257 | 119.879   |
| 3   | 11:54.595    | 3:41.358 | 120.366   |

#### 19 54 Christian ELKIN

SSP Behind 11.731

Best Time 3:41.812 Best Speed 120.120 On 2 Gp a

| Lap | Elapsed Time | Lap Time | Lap Speed |
|-----|--------------|----------|-----------|
| 1   | 4:13.562     | 4:13.562 | 103.307   |
| 2   | 7:55.374     | 3:41.812 | 120.120   |
| 3   | 11:44.187    | 3:48.813 | 116.444   |

#### 20 72 Gareth KEYS

SSP Behind 12.543

Best Time 3:42.624 Best Speed 119.681 On 2 Gp a

| Lap | Elapsed Time | Lap Time | Lap Speed |
|-----|--------------|----------|-----------|
| 1   | 4:13.049     | 4:13.049 | 103.516   |
| 2   | 7:55.673     | 3:42.624 | 119.681   |
| 3   | 11:39.331    | 3:43.658 | 119.128   |

# METZELER ULSTER GRAND PRIX

## SUPERSPORT

### Second Qualifying (Restart)

Thursday, 14 August 2014

## DETAILED RESULT



### Qualifying Classification

Position

#### **21** 64 David MULLIGAN

SSP Behind 12.714

Best Time **3:42.795** Best Speed **119.590** On 3 Gp a

| Lap | Elapsed Time | Lap Time | Lap Speed |
|-----|--------------|----------|-----------|
| 1   | 4:26.251     | 4:26.251 | 98.383    |
| 2   | 8:10.869     | 3:44.618 | 118.619   |
| 3   | 11:53.664    | 3:42.795 | 119.590   |

#### **22** 98 Paul OWEN

SSP Behind 14.000

Best Time **3:44.081** Best Speed **118.903** On 3 Gp a

| Lap | Elapsed Time | Lap Time | Lap Speed |
|-----|--------------|----------|-----------|
| 1   | 4:25.674     | 4:25.674 | 98.597    |
| 2   | 8:11.228     | 3:45.554 | 118.127   |
| 3   | 11:55.309    | 3:44.081 | 118.903   |

#### **23** 37 Robert WILSON

SSP Behind 14.196

Best Time **3:44.277** Best Speed **118.799** On 2 Gp a

| Lap | Elapsed Time | Lap Time | Lap Speed |
|-----|--------------|----------|-----------|
| 1   | 4:11.029     | 4:11.029 | 104.349   |
| 2   | 7:55.306     | 3:44.277 | 118.799   |
| 3   | 11:40.361    | 3:45.055 | 118.389   |

#### **24** 89 Colin STEPHENSON

SSP Behind 14.434

Best Time **3:44.515** Best Speed **118.673** On 2 Gp a

| Lap | Elapsed Time | Lap Time | Lap Speed |
|-----|--------------|----------|-----------|
| 1   | 4:28.019     | 4:28.019 | 97.734    |
| 2   | 8:12.534     | 3:44.515 | 118.673   |
| 3   | 11:59.314    | 3:46.780 | 117.488   |

#### **25** 90 Ryan KNEEN

SSP Behind 14.494

Best Time **3:44.575** Best Speed **118.642** On 3 Gp a

| Lap | Elapsed Time | Lap Time | Lap Speed |
|-----|--------------|----------|-----------|
| 1   | 4:31.779     | 4:31.779 | 96.382    |
| 2   | 8:19.908     | 3:48.129 | 116.793   |
| 3   | 12:04.483    | 3:44.575 | 118.642   |

### Qualifying Classification

Position

#### **26** 97 Seamus ELLIOTT

SSP Behind 14.608

Best Time **3:44.689** Best Speed **118.582** On 3 Gp a

| Lap | Elapsed Time | Lap Time | Lap Speed |
|-----|--------------|----------|-----------|
| 1   | 4:23.609     | 4:23.609 | 99.369    |
| 2   | 8:08.843     | 3:45.234 | 118.295   |
| 3   | 11:53.532    | 3:44.689 | 118.582   |

#### **27** 61 John WALSH

SSP Behind 14.812

Best Time **3:44.893** Best Speed **118.474** On 2 Gp a

| Lap | Elapsed Time | Lap Time | Lap Speed |
|-----|--------------|----------|-----------|
| 1   | 4:05.602     | 4:05.602 | 106.655   |
| 2   | 7:50.495     | 3:44.893 | 118.474   |
| 3   | 11:40.751    | 3:50.256 | 115.715   |

#### **28** 78 Michal DOKOUPIL

SSP Behind 15.068

Best Time **3:45.149** Best Speed **118.339** On 2 Gp a

| Lap | Elapsed Time | Lap Time | Lap Speed |
|-----|--------------|----------|-----------|
| 1   | 4:29.069     | 4:29.069 | 97.353    |
| 2   | 8:14.218     | 3:45.149 | 118.339   |
| 3   | 11:59.915    | 3:45.697 | 118.052   |

#### **29** 22 Stephen McILVENNA

SSP Behind 15.403

Best Time **3:45.484** Best Speed **118.163** On 2 Gp a

| Lap | Elapsed Time | Lap Time | Lap Speed |
|-----|--------------|----------|-----------|
| 1   | 4:25.883     | 4:25.883 | 98.520    |
| 2   | 8:11.367     | 3:45.484 | 118.163   |
| 3   | 12:00.906    | 3:49.539 | 116.076   |

#### **30** 94 Ben WYLIE

SSP Behind 15.790

Best Time **3:45.871** Best Speed **117.961** On 2 Gp a

| Lap | Elapsed Time | Lap Time | Lap Speed |
|-----|--------------|----------|-----------|
| 1   | 4:52.089     | 4:52.089 | 89.680    |
| 2   | 8:37.960     | 3:45.871 | 117.961   |
| 3   | 12:25.923    | 3:47.963 | 116.878   |

# METZELER ULSTER GRAND PRIX

## SUPERSPORT

### Second Qualifying (Restart)

Thursday, 14 August 2014

## DETAILED RESULT



### Qualifying Classification

Position

#### **31** 95 Xavier DENIS

SSP Behind 16.828

Best Time **3:46.909** Best Speed **117.421** On **2** Gp **a**

| Lap | Elapsed Time | Lap Time | Lap Speed |
|-----|--------------|----------|-----------|
| 1   | 4:23.871     | 4:23.871 | 99.271    |
| 2   | 8:10.780     | 3:46.909 | 117.421   |
| 3   | 11:59.872    | 3:49.092 | 116.302   |

#### **32** 74 Connor BEHAN

SSP Behind 16.836

Best Time **3:46.917** Best Speed **117.417** On **2** Gp **a**

| Lap | Elapsed Time | Lap Time | Lap Speed |
|-----|--------------|----------|-----------|
| 1   | 4:50.491     | 4:50.491 | 90.174    |
| 2   | 8:37.408     | 3:46.917 | 117.417   |
| 3   | 12:25.800    | 3:48.392 | 116.659   |

#### **33** 27 Nuno CAETANO

SSP Behind 18.938

Best Time **3:49.019** Best Speed **116.340** On **3** Gp **a**

| Lap | Elapsed Time | Lap Time | Lap Speed |
|-----|--------------|----------|-----------|
| 1   | 5:10.000     | 5:10.000 | 84.499    |
| 2   | 8:59.114     | 3:49.114 | 116.291   |
| 3   | 12:48.133    | 3:49.019 | 116.340   |

#### **34** 19 Paul JORDAN

SSP Behind 19.330

Best Time **3:49.411** Best Speed **116.141** On **2** Gp **a**

| Lap | Elapsed Time | Lap Time | Lap Speed |
|-----|--------------|----------|-----------|
| 1   | 4:38.041     | 4:38.041 | 94.212    |
| 2   | 8:27.452     | 3:49.411 | 116.141   |
| 3   | 12:25.719    | 3:58.267 | 111.824   |

#### **35** 43 Mark PARRETT

SSP Behind 19.342

Best Time **3:49.423** Best Speed **116.135** On **2** Gp **a**

| Lap | Elapsed Time | Lap Time | Lap Speed |
|-----|--------------|----------|-----------|
| 1   | 4:53.755     | 4:53.755 | 89.172    |
| 2   | 8:43.178     | 3:49.423 | 116.135   |
| 3   | 12:34.456    | 3:51.278 | 115.203   |

### Qualifying Classification

Position

#### **36** 31 Shaun ANDERSON

SSP Behind 19.417

Best Time **3:49.498** Best Speed **116.097** On **2** Gp **a**

| Lap | Elapsed Time | Lap Time | Lap Speed |
|-----|--------------|----------|-----------|
| 1   | 4:37.531     | 4:37.531 | 94.385    |
| 2   | 8:27.029     | 3:49.498 | 116.097   |
| 3   | 12:22.841    | 3:55.812 | 112.988   |

#### **37** 23 Dennis BOOTH

SSP Behind 21.008

Best Time **3:51.089** Best Speed **115.297** On **2** Gp **a**

| Lap | Elapsed Time | Lap Time | Lap Speed |
|-----|--------------|----------|-----------|
| 1   | 4:47.193     | 4:47.193 | 91.209    |
| 2   | 8:38.282     | 3:51.089 | 115.297   |
| 3   | 12:30.475    | 3:52.193 | 114.749   |

#### **38** 33 Paul CRANSTON

SSP Behind 21.897

Best Time **3:51.978** Best Speed **114.856** On **3** Gp **a**

| Lap | Elapsed Time | Lap Time | Lap Speed |
|-----|--------------|----------|-----------|
| 1   | 4:37.049     | 4:37.049 | 94.549    |
| 2   | 8:29.448     | 3:52.399 | 114.647   |
| 3   | 12:21.426    | 3:51.978 | 114.856   |

#### **39** 50 Emmett BURKE

SSP Behind 24.175

Best Time **3:54.256** Best Speed **113.739** On **2** Gp **a**

| Lap | Elapsed Time | Lap Time | Lap Speed |
|-----|--------------|----------|-----------|
| 1   | 4:31.317     | 4:31.317 | 96.546    |
| 2   | 8:25.573     | 3:54.256 | 113.739   |
| 3   | 12:22.385    | 3:56.812 | 112.511   |

#### **40** 34 Craig GIBSON

SSP Behind 25.296

Best Time **3:55.377** Best Speed **113.197** On **3** Gp **a**

| Lap | Elapsed Time | Lap Time | Lap Speed |
|-----|--------------|----------|-----------|
| 1   | 5:01.982     | 5:01.982 | 86.743    |
| 2   | 8:59.475     | 3:57.493 | 112.188   |
| 3   | 12:54.852    | 3:55.377 | 113.197   |

# METZELER ULSTER GRAND PRIX

## SUPERSPORT

### Second Qualifying (Restart)

Thursday, 14 August 2014

## DETAILED RESULT



### Qualifying Classification

Position

#### 41 Neil GREGORY

SSP Behind 25.497

Best Time 3:55.578 Best Speed 113.100 On 3 Gp a

| Lap | Elapsed Time | Lap Time | Lap Speed |
|-----|--------------|----------|-----------|
| 1   | 4:31.370     | 4:31.370 | 96.528    |
| 2   | 8:26.987     | 3:55.617 | 113.082   |
| 3   | 12:22.565    | 3:55.578 | 113.100   |

#### 42 Maria COSTELLO

SSP Behind 26.222

Best Time 3:56.303 Best Speed 112.753 On 2 Gp a

| Lap | Elapsed Time | Lap Time | Lap Speed |
|-----|--------------|----------|-----------|
| 1   | 4:27.903     | 4:27.903 | 97.777    |
| 2   | 8:24.206     | 3:56.303 | 112.753   |
| 3   | 12:25.558    | 4:01.352 | 110.395   |

#### 43 Darren COOPER

SSP Behind 26.384

Best Time 3:56.465 Best Speed 112.676 On 3 Gp a

| Lap | Elapsed Time | Lap Time | Lap Speed |
|-----|--------------|----------|-----------|
| 1   | 4:56.158     | 4:56.158 | 88.448    |
| 2   | 8:53.767     | 3:57.609 | 112.134   |
| 3   | 12:50.232    | 3:56.465 | 112.676   |

#### 44 Gary MILLER

SSP Behind 26.945

Best Time 3:57.026 Best Speed 112.409 On 2 Gp a

| Lap | Elapsed Time | Lap Time | Lap Speed |
|-----|--------------|----------|-----------|
| 1   | 5:01.541     | 5:01.541 | 86.869    |
| 2   | 8:58.567     | 3:57.026 | 112.409   |
| 3   | 12:56.216    | 3:57.649 | 112.115   |

#### 46 Pierre FAVRE

SSP Behind 28.678

Best Time 3:58.759 Best Speed 111.594 On 2 Gp a

| Lap | Elapsed Time | Lap Time | Lap Speed |
|-----|--------------|----------|-----------|
| 1   | 4:55.305     | 4:55.305 | 88.704    |
| 2   | 8:54.064     | 3:58.759 | 111.594   |
| 3   | 12:55.184    | 4:01.120 | 110.501   |

### Non Qualifiers

Position

### Non Qualifiers

Position

#### 17 Mark GOODINGS

SSP Behind 25.836

Best Time 3:55.917 Best Speed 112.938 On 2 Gp a

| Lap | Elapsed Time | Lap Time | Lap Speed |
|-----|--------------|----------|-----------|
| 1   | 4:54.134     | 4:54.134 | 89.057    |
| 2   | 8:50.051     | 3:55.917 | 112.938   |
| 3   | 14:05.652    | 5:15.601 | 84.423    |

#### 81 Dave WALSH

SSP Behind 36.317

Best Time 4:06.398 Best Speed 108.134 On 2 Gp a

| Lap | Elapsed Time | Lap Time | Lap Speed |
|-----|--------------|----------|-----------|
| 1   | 5:39.459     | 5:39.459 | 77.166    |
| 2   | 9:45.857     | 4:06.398 | 108.134   |
| 3   | 15:10.544    | 5:24.687 | 82.060    |

#### 28 Patricia FERNANDEZ

SSP Behind 36.965

Best Time 4:07.046 Best Speed 107.850 On 2 Gp a

| Lap | Elapsed Time | Lap Time | Lap Speed |
|-----|--------------|----------|-----------|
| 1   | 4:30.923     | 4:30.923 | 96.687    |
| 2   | 8:37.969     | 4:07.046 | 107.850   |
| 3   | 12:49.272    | 4:11.303 | 106.023   |

#### 84 Sam DUNLOP

SSP Behind 37.910

Best Time 4:07.991 Best Speed 107.439 On 2 Gp a

| Lap | Elapsed Time | Lap Time | Lap Speed |
|-----|--------------|----------|-----------|
| 1   | 5:26.669     | 5:26.669 | 80.187    |
| 2   | 9:34.660     | 4:07.991 | 107.439   |
| 3   | 14:09.947    | 4:35.287 | 96.786    |

#### 38 Andrew SELLARS

SSP Behind 43.120

Best Time 4:13.201 Best Speed 105.228 On 2 Gp a

| Lap | Elapsed Time | Lap Time | Lap Speed |
|-----|--------------|----------|-----------|
| 1   | 5:01.351     | 5:01.351 | 86.924    |
| 2   | 9:14.552     | 4:13.201 | 105.228   |
| 3   | 13:56.797    | 4:42.245 | 94.400    |



Speed TrapSupersport 2nd Practice

| <u>No.</u> | <u>Name</u>      | <u>Lap 1</u> | <u>Lap 2</u> | <u>Lap 3</u> | <u>Lap 4</u> | <u>Lap 5</u> |
|------------|------------------|--------------|--------------|--------------|--------------|--------------|
| 1          | Michael DUNLOP   |              |              | 166          | 164          |              |
| 5          | Bruce ANSTEY     |              |              |              | 167          | 165          |
| 6          | William DUNLOP   |              |              | 163          | 166          | 165          |
| 9          | James COWTON     |              |              |              |              | 169          |
| 12         | Dean HARRISON    |              |              |              |              | 167          |
| 13         | Lee JOHNSTON     | 168          |              | 166          |              | 171          |
| 15         | Derek SHEILS     |              |              | 162          |              | 158          |
| 17         | Mark GOODINGS    |              |              |              | 145          |              |
| 18         |                  |              |              | 163          |              |              |
| 21         | Alan CONNOR      |              |              |              | 159          | 159          |
| 23         | Dennis BOOTH     | 155          |              | 155          |              | 156          |
| 24         | Steve MERCER     |              | 146          |              |              |              |
| 26         | Keith AMOR       | 165          | 147          |              | 167          |              |
| 31         | Shaun ANDERSON   |              |              | 145          |              | 150          |
| 32         | Pierre FAVRE     |              | 151          |              |              |              |
| 33         | Paul CRANSTON    | 157          |              |              |              |              |
| 37         | Robert WILSON    |              |              | 162          | 162          |              |
| 43         | Mark PARRETT     |              |              |              | 158          |              |
| 50         | Emmett BURKE     |              |              |              | 152          |              |
| 52         | Russ MOUNTFORD   | 170          |              |              |              |              |
| 54         | Christian ELKIN  | 161          |              |              |              |              |
| 65         | Michael SWEENEY  |              |              |              |              | 163          |
| 74         | Connor BEHAN     |              |              |              | 156          | 154          |
| 78         | Michal DOKOUPIL  |              |              |              |              | 163          |
| 80         | Darren COOPER    | 158          |              |              | 156          |              |
| 81         | Dave WALSH       |              | 151          |              |              | 145          |
| 84         | Sam DUNLOP       |              |              |              |              | 158          |
| 89         | Colin STEPHENSON | 158          |              |              |              |              |
| 90         | Ryan KNEEN       |              | 147          |              | 161          | 162          |
| 98         | Paul OWEN        | 162          |              | 160          |              | 162          |
| 111        | Paul SHOESMITH   |              |              | 161          |              |              |

# METZELER ULSTER GRAND PRIX

## SUPERSPORT Combined Qualifying




| Pos                              | Class | No  | Name              | -----Best Time / Qual Laps----- |           |                 | Overall Best Time / Speed / |          |         |    |
|----------------------------------|-------|-----|-------------------|---------------------------------|-----------|-----------------|-----------------------------|----------|---------|----|
|                                  |       |     |                   | Session A                       | Session B | Total Qual Laps |                             |          |         |    |
| <b>Qualifying Classification</b> |       |     |                   |                                 |           |                 |                             |          |         |    |
| 1                                | SSP   | 13  | Lee JOHNSTON      | 3:31.037                        | 6         | 3:30.081        | 3                           | 3:30.081 | 126.827 | 9  |
| 2                                | SSP   | 6   | William DUNLOP    | 3:30.495                        | 6         | 3:32.153        | 3                           | 3:30.495 | 126.578 | 9  |
| 3                                | SSP   | 1   | Michael DUNLOP    | 3:30.510                        | 6         | 3:35.558        | 3                           | 3:30.510 | 126.569 | 9  |
| 4                                | SSP   | 12  | Dean HARRISON     | 3:31.893                        | 5         | 3:30.731        | 3                           | 3:30.731 | 126.436 | 8  |
| 5                                | SSP   | 5   | Bruce ANSTEY      | 3:30.832                        | 6         | 3:32.251        | 3                           | 3:30.832 | 126.375 | 9  |
| 6                                | SSP   | 4   | Guy MARTIN        | 3:33.362                        | 7         | 3:31.862        | 3                           | 3:31.862 | 125.761 | 10 |
| 7                                | SSP   | 14  | Dan KNEEN         | 3:33.132                        | 7         | 3:32.055        | 3                           | 3:32.055 | 125.646 | 10 |
| 8                                | SSP   | 48  | Derek McGEE       | 3:32.358                        | 4         | 3:32.375        | 2                           | 3:32.358 | 125.467 | 6  |
| 9                                | SSP   | 29  | Ivan LINTIN       | 3:36.674                        | 3         | 3:32.426        | 3                           | 3:32.426 | 125.427 | 6  |
| 10                               | SSP   | 26  | Keith AMOR        | 3:32.992                        | 7         | 3:32.914        | 3                           | 3:32.914 | 125.140 | 10 |
| 11                               | SSP   | 9   | James COWTON      | 3:42.425                        | 4         | 3:33.207        | 3                           | 3:33.207 | 124.968 | 7  |
| 12                               | SSP   | 2   | Ian HUTCHINSON    | 3:36.450                        | 5         | 3:33.220        | 3                           | 3:33.220 | 124.960 | 8  |
| 13                               | SSP   | 52  | Russ MOUNTFORD    | 3:37.490                        | 5         | 3:33.973        | 2                           | 3:33.973 | 124.520 | 7  |
| 14                               | SSP   | 65  | Michael SWEENEY   | 3:37.949                        | 7         | 3:36.539        | 3                           | 3:36.539 | 123.045 | 10 |
| 15                               | SSP   | 15  | Derek SHEILS      | 3:38.018                        | 6         | 3:37.036        | 3                           | 3:37.036 | 122.763 | 9  |
| 16                               | SSP   | 24  | Steve MERCER      | 3:38.197                        | 7         | 3:39.117        | 3                           | 3:38.197 | 122.110 | 10 |
| 17                               | SSP   | 54  | Christian ELKIN   | 3:38.927                        | 6         | 3:41.812        | 2                           | 3:38.927 | 121.702 | 8  |
| 18                               | SSP   | 40  | Daley MATHISON    | 3:43.666                        | 6         | 3:39.950        | 3                           | 3:39.950 | 121.136 | 9  |
| 19                               | SSP   | 64  | David MULLIGAN    | 3:40.339                        | 4         | 3:42.795        | 2                           | 3:40.339 | 120.923 | 6  |
| 20                               | SSP   | 111 | Paul SHOESMITH    | 3:40.637                        | 6         | 3:41.358        | 2                           | 3:40.637 | 120.759 | 8  |
| 21                               | SSP   | 72  | Gareth KEYS       | 3:43.681                        | 4         | 3:42.624        | 2                           | 3:42.624 | 119.681 | 6  |
| 22                               | SSP   | 77  | Danny WEBB        | 3:42.644                        | 6         | -----           |                             | 3:42.644 | 119.671 | 6  |
| 23                               | SSP   | 97  | Seamus ELLIOTT    | 3:42.778                        | 6         | 3:44.689        | 2                           | 3:42.778 | 119.599 | 8  |
| 24                               | SSP   | 78  | Michal DOKOUPIL   | 3:42.866                        | 4         | 3:45.149        | 2                           | 3:42.866 | 119.551 | 6  |
| 25                               | SSP   | 98  | Paul OWEN         | 3:43.847                        | 6         | 3:44.081        | 2                           | 3:43.847 | 119.028 | 8  |
| 26                               | SSP   | 37  | Robert WILSON     | 3:45.910                        | 4         | 3:44.277        | 2                           | 3:44.277 | 118.799 | 6  |
| 27                               | SSP   | 89  | Colin STEPHENSON  | 3:49.204                        | 3         | 3:44.515        | 2                           | 3:44.515 | 118.673 | 5  |
| 28                               | SSP   | 90  | Ryan KNEEN        | 3:45.179                        | 6         | 3:44.575        | 2                           | 3:44.575 | 118.642 | 8  |
| 29                               | SSP   | 88  | Daniel COOPER     | 3:44.850                        | 3         | -----           |                             | 3:44.850 | 118.497 | 3  |
| 30                               | SSP   | 61  | John WALSH        | 3:45.786                        | 3         | 3:44.893        | 3                           | 3:44.893 | 118.474 | 6  |
| 31                               | SSP   | 43  | Mark PARRETT      | 3:44.956                        | 5         | 3:49.423        | 2                           | 3:44.956 | 118.441 | 7  |
| 32                               | SSP   | 22  | Stephen McILVENNA | 3:46.027                        | 7         | 3:45.484        | 2                           | 3:45.484 | 118.163 | 9  |
| 33                               | SSP   | 94  | Ben WYLIE         | 3:46.841                        | 6         | 3:45.871        | 2                           | 3:45.871 | 117.961 | 8  |
| 34                               | SSP   | 74  | Connor BEHAN      | 3:46.278                        | 5         | 3:46.917        | 2                           | 3:46.278 | 117.749 | 7  |
| 35                               | SSP   | 95  | Xavier DENIS      | 3:49.033                        | 6         | 3:46.909        | 2                           | 3:46.909 | 117.421 | 8  |
| 36                               | SSP   | 23  | Dennis BOOTH      | 3:48.373                        | 6         | 3:51.089        | 2                           | 3:48.373 | 116.669 | 8  |
| 37                               | SSP   | 31  | Shaun ANDERSON    | 3:48.418                        | 5         | 3:49.498        | 2                           | 3:48.418 | 116.646 | 7  |
| 38                               | SSP   | 27  | Nuno CAETANO      | 3:49.624                        | 3         | 3:49.019        | 2                           | 3:49.019 | 116.340 | 5  |
| 39                               | SSP   | 19  | Paul JORDAN       | 3:52.304                        | 5         | 3:49.411        | 2                           | 3:49.411 | 116.141 | 7  |
| 40                               | SSP   | 33  | Paul CRANSTON     | 3:49.466                        | 6         | 3:51.978        | 2                           | 3:49.466 | 116.113 | 8  |
| 41                               | SSP   | 11  | Stephen THOMPSON  | 3:51.128                        | 2         | -----           |                             | 3:51.128 | 115.278 | 2  |
| 42                               | SSP   | 21  | Alan CONNOR       | 3:51.576                        | 4         | 3:57.541        | 2                           | 3:51.576 | 115.055 | 6  |
| 43                               | SSP   | 58  | Gary MILLER       | 3:51.906                        | 5         | 3:57.026        | 2                           | 3:51.906 | 114.891 | 7  |
| 44                               | SSP   | 41  | Neil GREGORY      | 3:53.308                        | 4         | 3:55.578        | 2                           | 3:53.308 | 114.201 | 6  |
| 45                               | SSP   | 76  | Davide ANSALDI    | 3:53.485                        | 6         | -----           |                             | 3:53.485 | 114.114 | 6  |
| 46                               | SSP   | 50  | Emmett BURKE      | 3:57.232                        | 4         | 3:54.256        | 2                           | 3:54.256 | 113.739 | 6  |
| 47                               | SSP   | 34  | Craig GIBSON      | 3:57.224                        | 6         | 3:55.377        | 2                           | 3:55.377 | 113.197 | 8  |
| 48                               | SSP   | 17  | Mark GOODINGS     | 3:55.920                        | 4         | 3:55.917        | 1                           | 3:55.917 | 112.938 | 5  |
| 49                               | SSP   | 83  | Maria COSTELLO    | 3:58.023                        | 3         | 3:56.303        | 2                           | 3:56.303 | 112.753 | 5  |
| 50                               | SSP   | 80  | Darren COOPER     | 4:02.857                        | 3         | 3:56.465        | 2                           | 3:56.465 | 112.676 | 5  |
| 51                               | SSP   | 32  | Pierre FAVRE      | 3:56.870                        | 5         | 3:58.759        | 2                           | 3:56.870 | 112.483 | 7  |
| 52                               | SSP   | 84  | Sam DUNLOP        | 4:04.897                        | 3         | 4:07.991        | 1                           | 4:04.897 | 108.797 | 4  |
| 53                               | SSP   | 81  | Dave WALSH        | 4:08.075                        | 1         | 4:06.398        | 1                           | 4:06.398 | 108.134 | 2  |

### Non Qualifiers

|     |    |                    |          |   |          |   |  |  |  |   |
|-----|----|--------------------|----------|---|----------|---|--|--|--|---|
| SSP | 39 | Michael LEE        | 4:19.093 | 0 | -----    |   |  |  |  | 0 |
| SSP | 38 | Andrew SELLARS     | 4:08.801 | 0 | 4:13.201 | 0 |  |  |  | 0 |
| SSP | 28 | Patricia FERNANDEZ | 4:13.183 | 0 | 4:07.046 | 1 |  |  |  | 1 |

Provisional result to be confirmed by the Stewards of the Meeting subject to completion of technical inspections & the time limit for protests

Page 1 / 1

|               |                              |                  |   |                 |                                   |
|---------------|------------------------------|------------------|---|-----------------|-----------------------------------|
| Circuit       | <b>Dundrod</b>               | Signed           |  | Organising Club | <b>Dundrod &amp; District MCC</b> |
| Length(miles) | <b>7.4011</b> Lap 1 (7.2763) | Chief Timekeeper |   |                 |                                   |
| Weather       |                              | Issued At:       |   |                 |                                   |
| Track         |                              |                  |   |                 |                                   |