



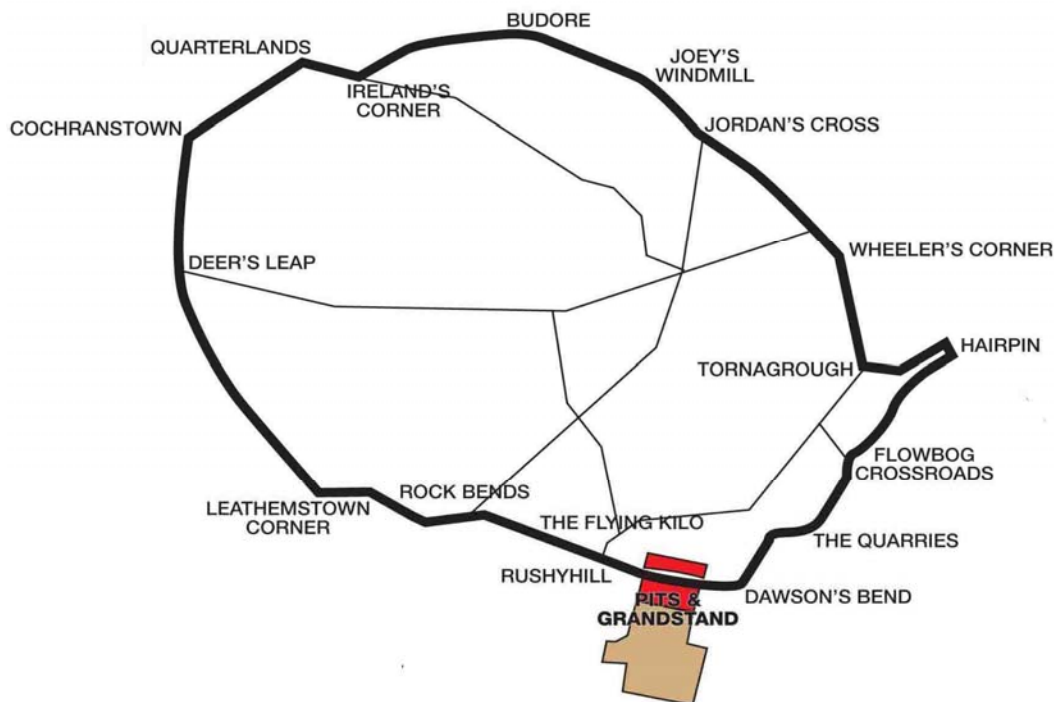
Wednesday 13th – Saturday 16th August 2014

promoted by
Dundrod & District Motorcycle Club
www.ulstergrandprix.net

LISBURN CITY COUNCIL
ULTRA LIGHTWEIGHT & LIGHTWEIGHT
(125GP / MOTO 3 / MOTO 450) (250GP / 400cc)



Dundrod Circuit 7.4011 miles



LAP RECORDS

Class	Name	Machine	m s	mph	Year
125cc	William Dunlop	Honda	3 55.017	113.370	2009
Moto 3	Christian Elkin	Honda 250	4 06.683	108.009	2013
250cc	Darran Lindsay	Honda	3 38.634	121.866	2006
400cc	Jason Griffiths	Yamaha 400	3 58.43	111.748	2003
Moto 450	Paul Owen	Yamaha	4 36.889	96.226	2011
Supertwin	Ivan Lintin	Kawasaki 650	3 44.398	118.735	2014
Supersport	Michael Dunlop	Yamaha	3 27.187	128.599	2010
Superstock	Ian Hutchinson	Honda	3 21.599	132.163	2010
Superbike	Bruce Anstey (NZ)	Suzuki	3 18.870	133.977	2010
Challenge Superbike	Peter Hickman	BMW	3 24.303	130.414	2014
National 750cc	Lee Johnston	Honda 600	3 36.269	123.198	2012

MOST WINS at the ULSTER GP

Joey Dunlop	24	1979 - 99	(125 - 2, 250 - 7, 500 - 3, Superbike - 8, F1 - 4)
Ian Lougher	18	1998 - 13	(125 - 4, 250 - 3, Supersport - 3, Superstock - 2, Superbike - 6)
Phillip McCallen	14	1991 - 96	(250 - 6, 400 - 1, Supersport - 3, Superbike - 4)
Guy Martin	11	2006 - 13	(Supersport - 4, Superbike - 7)
Brian Reid	9	1983 - 92	(250 - 4, 350 - 2, 400 - 1, F2 - 1, Supersport - 1)
Robert Dunlop	9	1990 - 03	(125 - 7, Superbike - 2)
Ryan Farquhar	9	2002 - 12	(400 - 1, Supertwin - 4, Supersport - 2, Superstock - 2)
Bruce Anstey (NZ)	8	2003 - 12	(Supersport - 2, Prod'n 600 - 1, Superstock - 2, Superbike - 3)
Stanley Woods	7	1924 - 39	(350 - 1, 500 - 4, Over 600 - 2)
Mike Hailwood	7	1959 - 67	(125 - 1, 250 - 1, 350 - 1, 500 - 4)
Giacomo Agostini (I)	7	1967 - 70	(350 - 4, 500 - 3)
Ray McCullough	7	1971 - 82	(250 - 3, 350 - 4)
Bob Jackson	7	1993 - 97	(SSP - 1, Classic 250 - 3, Classic 500 - 3)
William Dunlop	7	2007 - 13	(125 - 2, 250 - 2, Supersport - 3)
John Surtees	6	1955 - 60	(250 - 1, 350 - 3, 500 - 2)
John Williams	6	1973 - 78	(250 - 1, 350 - 1, 500 - 3, Superbike - 1)
Bill Swallow	6	1994 - 00	(Classic 350 - 3, Classic 500 - 3)
Michael Dunlop	6	2011 - 13	(Supersport - 2, Superstock - 3, Superbike - 1)

MOST WINS at the DUNDROD 150

Joey Dunlop	24	1976 - 94	(125 - 1, 250 - 5, 350 - 2, 500 - 3, Superbike - 13)
Bob Jackson	11	1981 - 98	(250 - 1, Supersport - 2, Superbike - 4, Classic - 4)
Ray McCullough	10	1965 - 82	(250 - 7, 350 - 3)

METZELER ULSTER GRAND PRIX ULTRA-LIGHTWEIGHT & LIGHTWEIGHT

First Qualifying
Wednesday, 13 August 2014



Lightweight (250GP/400)

Qualifying Time **5:14.034** Qualifying Speed **84.844**

Pos	Class	No	Name	Machine / Sponsor	Time	Best Lap		On	Total Laps	Qualifying Laps
						Behind	Speed			
1	LWT	23	Neil KERNOHAN	Honda 250 - Logan Racing	4:16.106		104.035	6	6	6
2	LWT	33	Joseph LOUGHLIN	Honda 400	4:24.035	7.929	100.911	7	7	6
3	LWT	57	Ian MORRELL	Yamaha 400	4:24.236	8.130	100.834	6	7	7
4	LWT	9	James COWTON	Honda 250 - Cowton Racing	4:30.770	14.664	98.401	4	5	5
5	LWT	13	Paul MAGUIRE	Kawasaki 400	4:32.542	16.436	97.761	6	6	5
6	LWT	73	John ELLA	Honda 250 - Mols	4:33.886	17.780	97.281	7	7	6
7	LWT	16	Stephen MORRISON	Kawasaki 400 - SPM Racing / Moto-Tech	4:34.517	18.411	97.058	4	5	4
8	LWT	20	Mark WADDELL	Honda 250	4:36.794	20.688	96.259	6	6	4
9	LWT	44	Trevor REID	Yamaha 250 - AWT	4:37.265	21.159	96.096	6	6	4
10	LWT	36	John McALLISTER	Honda 250 - Chris Blair Racing	4:40.462	24.356	95.000	7	7	6
11	LWT	48	Mark SHIELDS	Honda 400	4:41.301	25.195	94.717	7	7	6
12	LWT	15	Bryan HARDING	Honda 250	4:41.506	25.400	94.648	7	7	6
13	LWT	102	Peter FLETCHER	Kawasaki 400 - Fletcher Interior Design	4:42.171	26.065	94.425	5	5	4
14	LWT	27	Stephen DAVISON	Kawasaki 400	4:50.932	34.826	91.581	6	7	6
15	LWT	22	Pierre FAVRE	Yamaha 250	4:51.134	35.028	91.518	5	5	4
16	LWT	30	Yvonne MONTGOMERY	Kawasaki 400	4:52.260	36.154	91.165	6	6	5
17	LWT	47	Davie BLACK	Yamaha 400	4:56.305	40.199	89.921	6	6	4

Non Qualifiers

LWT	26	Robert CAIRNS	Kawasaki 400 - LR Tyres Racing	4:59.130	35.643	89.072	2	2	1
LWT	29	Adrian LOGUE	Kawasaki 400	5:12.120	48.633	85.364	6	6	1
LWT	31	Roy BEATTIE	Kawasaki 400 - BSR	5:25.778	1:02.291	81.786	4	6	0
LWT	24	Tommy HENRY	Honda 250 - Hugh O'Kane Motors	6:01.309	1:37.822	73.743	1	1	0

Ultra-Lightweight (125GP/Moto 3/Moto) Qualifying Time **5:20.475** Qualifying Speed **83.139**


Pos	Class	No	Name	Machine / Sponsor	Time	Best Lap		On	Total Laps	Qualifying Laps
						Behind	Speed			
1	ULW	25	Christian ELKIN	Honda 250 (Moto 3) - Bob Wylie Racing	4:23.487		101.121	6	6	4
2	ULW	8	Nigel MOORE	Honda 125	4:30.846	7.359	98.373	4	4	3
3	ULW	10	Warren REEVE	Honda 125 - Flexi Patch	4:33.464	9.977	97.431	7	7	7
4	ULW	34	William COWDEN	Honda 125 - Team Cowden	4:33.776	10.289	97.320	4	6	5
5	ULW	35	Daley MATHISON	Honda 125 - Logan Racing	4:34.299	10.812	97.135	7	7	5
6	ULW	2	Craig GIBSON	Honda 125 - Peter Simpson Construction	4:38.551	15.064	95.652	6	6	4
7	ULW	7	Rene LOHSE	Honda 125	4:42.292	18.805	94.384	6	6	4
8	ULW	5	Paul JORDAN	Honda 125 - Paul Jordan Racing	4:42.372	18.885	94.358	3	4	3
9	ULW	39	Steven LYND	Honda 125 - TL	4:42.964	19.477	94.160	6	7	5
10	ULW	14	Jack SANDS	Honda 125	4:49.436	25.949	92.055	5	6	5
11	ULW	6	Melissa KENNEDY	Honda 125 - K.N.R.	4:54.344	30.857	90.520	3	5	4
12	ULW	1	Mick CHATTERTON	Honda 125	4:54.644	31.157	90.428	4	5	3
13	ULW	32	Dave WALSH	KTM 450 - DRW Racing	4:59.325	35.838	89.013	6	6	4

Non Qualifiers

ULW	17	Sam DUNLOP	Honda 125	4:59.294	35.807	89.023	3	4	1
ULW	11	Laird SHINGLETON	Honda 125	5:23.121	59.634	82.458	3	3	0
ULW	18	Paul ROBINSON	Aprilia 125 - Stoneyford Concrete	6:53.818	2:30.331	64.386	1	1	0

Provisional result to be confirmed by the Stewards of the Meeting subject to completion of technical inspections & the time limit for protests

Page 1 / 1

Circuit	Dundrod	Signed	 Chief Timekeeper	Organising Club	Dundrod & District MCC
Length(miles)	7.4011 Lap 1 (7.2763)	Issued At:		15:09	Qualifying Started
Weather	Cloudy				
Track	Damp Patches				

METZELER ULSTER GRAND PRIX

ULTRA-LIGHTWEIGHT & LIGHTWEIGHT

First Qualifying

Wednesday, 13 August 2014

DETAILED RESULT

Lightweight (250GP/400)



Qualifying Classification

Position

1 23 Neil KERNOHAN

LWT Behind
Best Time **4:16.106** Best Speed **104.035** On **6** Gp **a**

Lap	Elapsed Time	Lap Time	Lap Speed
1	5:12.865	5:12.865	83.725
2	9:39.176	4:26.311	100.048
3	14:02.958	4:23.782	101.007
4	18:26.995	4:24.037	100.910
5	22:46.934	4:19.939	102.501
6	27:03.040	4:16.106	104.035

2 33 Joseph LOUGHLIN

LWT Behind **7.929**
Best Time **4:24.035** Best Speed **100.911** On **7** Gp **a**

Lap	Elapsed Time	Lap Time	Lap Speed
1	5:32.013	5:32.013	78.897
2	10:10.248	4:38.235	95.761
3	14:43.830	4:33.582	97.389
4	19:15.899	4:32.069	97.931
5	23:42.604	4:26.705	99.900
6	28:09.003	4:26.399	100.015
7	32:33.038	4:24.035	100.911

3 57 Ian MORRELL

LWT Behind **8.130**
Best Time **4:24.236** Best Speed **100.834** On **6** Gp **a**

Lap	Elapsed Time	Lap Time	Lap Speed
1	4:53.126	4:53.126	89.363
2	9:23.556	4:30.430	98.524
3	13:51.270	4:27.714	99.524
4	18:18.845	4:27.575	99.576
5	22:47.215	4:28.370	99.281
6	27:11.451	4:24.236	100.834
7	31:37.719	4:26.268	100.064

4 9 James COWTON

LWT Behind **14.664**
Best Time **4:30.770** Best Speed **98.401** On **4** Gp **a**

Lap	Elapsed Time	Lap Time	Lap Speed
1	5:13.959	5:13.959	83.433
2	9:45.851	4:31.892	97.995
3	14:18.119	4:32.268	97.859
4	18:48.889	4:30.770	98.401
5	23:21.399	4:32.510	97.772

Lightweight (250GP/400)

Qualifying Classification

Position

5 13 Paul MAGUIRE

LWT Behind **16.436**
Best Time **4:32.542** Best Speed **97.761** On **6** Gp **a**

Lap	Elapsed Time	Lap Time	Lap Speed
1	6:06.744	6:06.744	71.425
2	10:55.268	4:48.524	92.346
3	15:40.706	4:45.438	93.344
4	20:19.742	4:39.036	95.486
5	24:58.748	4:39.006	95.496
6	29:31.290	4:32.542	97.761

6 73 John ELLA

LWT Behind **17.780**
Best Time **4:33.886** Best Speed **97.281** On **7** Gp **a**

Lap	Elapsed Time	Lap Time	Lap Speed
1	6:34.756	6:34.756	66.357
2	11:26.437	4:51.681	91.346
3	16:15.417	4:48.980	92.200
4	21:01.078	4:45.661	93.271
5	25:43.988	4:42.910	94.178
6	30:21.008	4:37.020	96.181
7	34:54.894	4:33.886	97.281

7 16 Stephen MORRISON

LWT Behind **18.411**
Best Time **4:34.517** Best Speed **97.058** On **4** Gp **a**

Lap	Elapsed Time	Lap Time	Lap Speed
1	6:11.138	6:11.138	70.579
2	10:54.442	4:43.304	94.047
3	15:37.527	4:43.085	94.120
4	20:12.044	4:34.517	97.058
5	24:56.217	4:44.173	93.760

8 20 Mark WADDELL

LWT Behind **20.688**
Best Time **4:36.794** Best Speed **96.259** On **6** Gp **a**

Lap	Elapsed Time	Lap Time	Lap Speed
1	6:05.728	6:05.728	71.623
2	13:07.232	7:01.504	63.212
3	18:04.167	4:56.935	89.730
4	22:53.382	4:49.215	92.125
5	27:36.133	4:42.751	94.231
6	32:12.927	4:36.794	96.259

METZELER ULSTER GRAND PRIX

ULTRA-LIGHTWEIGHT & LIGHTWEIGHT

First Qualifying

Wednesday, 13 August 2014

DETAILED RESULT

Lightweight (250GP/400)



Qualifying Classification

Position

9 44 Trevor REID

LWT Behind 21.159

Best Time **4:37.265** Best Speed **96.096** On 6 Gp a

Lap	Elapsed Time	Lap Time	Lap Speed
1	6:06.494	6:06.494	71.474
2	12:28.003	6:21.509	69.838
3	17:18.506	4:50.503	91.717
4	22:04.225	4:45.719	93.252
5	26:41.925	4:37.700	95.945
6	31:19.190	4:37.265	96.096

10 36 John McALLISTER

LWT Behind 24.356

Best Time **4:40.462** Best Speed **95.000** On 7 Gp a

Lap	Elapsed Time	Lap Time	Lap Speed
1	5:49.610	5:49.610	74.925
2	10:57.122	5:07.512	86.644
3	15:52.227	4:55.105	90.286
4	20:48.344	4:56.117	89.978
5	25:36.212	4:47.868	92.556
6	30:20.763	4:44.551	93.635
7	35:01.225	4:40.462	95.000

11 48 Mark SHIELDS

LWT Behind 25.195

Best Time **4:41.301** Best Speed **94.717** On 7 Gp a

Lap	Elapsed Time	Lap Time	Lap Speed
1	6:24.763	6:24.763	68.080
2	11:25.286	5:00.523	88.659
3	16:22.311	4:57.025	89.703
4	21:14.776	4:52.465	91.101
5	25:59.385	4:44.609	93.616
6	30:45.784	4:46.399	93.031
7	35:27.085	4:41.301	94.717

12 15 Bryan HARDING

LWT Behind 25.400

Best Time **4:41.506** Best Speed **94.648** On 7 Gp a

Lap	Elapsed Time	Lap Time	Lap Speed
1	6:15.584	6:15.584	69.744
2	11:13.694	4:58.110	89.376
3	16:09.095	4:55.401	90.196
4	21:00.993	4:51.898	91.278
5	25:50.150	4:49.157	92.144
6	30:34.008	4:43.858	93.864
7	35:15.514	4:41.506	94.648

Lightweight (250GP/400)

Qualifying Classification

Position

13 102 Peter FLETCHER

LWT Behind 26.065

Best Time **4:42.171** Best Speed **94.425** On 5 Gp a

Lap	Elapsed Time	Lap Time	Lap Speed
1	6:01.935	6:01.935	72.374
2	10:53.446	4:51.511	91.400
3	15:41.435	4:47.989	92.517
4	20:26.273	4:44.838	93.541
5	25:08.444	4:42.171	94.425

14 27 Stephen DAVISON

LWT Behind 34.826

Best Time **4:50.932** Best Speed **91.581** On 6 Gp a

Lap	Elapsed Time	Lap Time	Lap Speed
1	6:07.366	6:07.366	71.304
2	11:17.462	5:10.096	85.922
3	16:19.354	5:01.892	88.257
4	21:13.956	4:54.602	90.441
5	26:07.882	4:53.926	90.649
6	30:58.814	4:50.932	91.581
7	35:55.662	4:56.848	89.756

15 22 Pierre FAVRE

LWT Behind 35.028

Best Time **4:51.134** Best Speed **91.518** On 5 Gp a

Lap	Elapsed Time	Lap Time	Lap Speed
1	6:10.850	6:10.850	70.634
2	11:18.818	5:07.968	86.515
3	16:17.037	4:58.219	89.344
4	21:19.086	5:02.049	88.211
5	26:10.220	4:51.134	91.518

16 30 Yvonne MONTGOMERY

LWT Behind 36.154

Best Time **4:52.260** Best Speed **91.165** On 6 Gp a

Lap	Elapsed Time	Lap Time	Lap Speed
1	6:11.065	6:11.065	70.593
2	11:21.051	5:09.986	85.952
3	16:21.665	5:00.614	88.632
4	21:18.657	4:56.992	89.713
5	26:13.294	4:54.637	90.430
6	31:05.554	4:52.260	91.165

METZELER ULSTER GRAND PRIX

ULTRA-LIGHTWEIGHT & LIGHTWEIGHT

First Qualifying

Wednesday, 13 August 2014

DETAILED RESULT

Lightweight (250GP/400)



Qualifying Classification

Position

17 47 Davie BLACK

LWT Behind 40.199

Best Time 4:56.305 Best Speed 89.921 On 6 Gp a

Lap	Elapsed Time	Lap Time	Lap Speed
1	5:47.579	5:47.579	75.363
2	11:05.977	5:18.398	83.681
3	16:15.331	5:09.354	86.128
4	21:18.329	5:02.998	87.934
5	26:19.415	5:01.086	88.493
6	31:15.720	4:56.305	89.921

Non Qualifiers

Position

26 Robert CAIRNS

LWT Behind 35.643

Best Time 4:59.130 Best Speed 89.072 On 2 Gp a

Lap	Elapsed Time	Lap Time	Lap Speed
1	6:23.678	6:23.678	68.273
2	11:22.808	4:59.130	89.072

29 Adrian LOGUE

LWT Behind 48.633

Best Time 5:12.120 Best Speed 85.364 On 6 Gp a

Lap	Elapsed Time	Lap Time	Lap Speed
1	6:45.678	6:45.678	64.570
2	12:12.513	5:26.835	81.521
3	17:42.768	5:30.255	80.677
4	23:02.729	5:19.961	83.273
5	28:17.961	5:15.232	84.522
6	33:30.081	5:12.120	85.364

31 Roy BEATTIE

LWT Behind 1:02.291

Best Time 5:25.778 Best Speed 81.786 On 4 Gp a

Lap	Elapsed Time	Lap Time	Lap Speed
1	6:23.054	6:23.054	68.384
2	11:54.747	5:31.693	80.327
3	17:23.208	5:28.461	81.118
4	22:48.986	5:25.778	81.786
5	28:16.212	5:27.226	81.424
6	33:46.294	5:30.082	80.719

Lightweight (250GP/400)

Non Qualifiers

Position

24 Tommy HENRY

LWT Behind 1:37.822

Best Time 6:01.309 Best Speed 73.743 On 1 Gp a

Lap	Elapsed Time	Lap Time	Lap Speed
1	6:01.309	6:01.309	72.499

METZELER ULSTER GRAND PRIX

ULTRA-LIGHTWEIGHT & LIGHTWEIGHT

First Qualifying

Wednesday, 13 August 2014

DETAILED RESULT

Ultra-Lightweight (125GP/Moto 3/Moto 45C)



Qualifying Classification

Position

1 25 Christian ELKIN

ULW Behind **7.359**
Best Time **4:23.487** Best Speed **101.121** On **6** Gp **a**

Lap	Elapsed Time	Lap Time	Lap Speed
1	5:35.477	5:35.477	78.082
2	10:27.538	4:52.061	91.227
3	20:12.128	9:44.590	45.577
4	24:36.848	4:24.720	100.650
5	29:01.961	4:25.113	100.500
6	33:25.448	4:23.487	101.121

2 8 Nigel MOORE

ULW Behind **7.359**
Best Time **4:30.846** Best Speed **98.373** On **4** Gp **a**

Lap	Elapsed Time	Lap Time	Lap Speed
1	5:36.039	5:36.039	77.951
2	10:14.812	4:38.773	95.576
3	14:48.836	4:34.024	97.232
4	19:19.682	4:30.846	98.373

3 10 Warren REEVE

ULW Behind **9.977**
Best Time **4:33.464** Best Speed **97.431** On **7** Gp **a**

Lap	Elapsed Time	Lap Time	Lap Speed
1	5:16.282	5:16.282	82.821
2	10:08.843	4:52.561	91.071
3	14:54.453	4:45.610	93.288
4	19:39.656	4:45.203	93.421
5	24:18.627	4:38.971	95.508
6	28:52.946	4:34.319	97.128
7	33:26.410	4:33.464	97.431

4 34 William COWDEN

ULW Behind **10.289**
Best Time **4:33.776** Best Speed **97.320** On **4** Gp **a**

Lap	Elapsed Time	Lap Time	Lap Speed
1	5:51.914	5:51.914	74.435
2	10:33.323	4:41.409	94.681
3	15:10.465	4:37.142	96.138
4	19:44.241	4:33.776	97.320
5	24:18.462	4:34.221	97.162
6	29:17.621	4:59.159	89.063

Ultra-Lightweight (125GP/Moto 3/Moto 45C)

Qualifying Classification

Position

5 35 Daley MATHISON

ULW Behind **10.812**
Best Time **4:34.299** Best Speed **97.135** On **7** Gp **a**

Lap	Elapsed Time	Lap Time	Lap Speed
1	5:34.423	5:34.423	78.328
2	10:25.681	4:51.258	91.479
3	16:34.256	6:08.575	72.289
4	21:15.558	4:41.302	94.717
5	25:52.797	4:37.239	96.105
6	30:29.121	4:36.324	96.423
7	35:03.420	4:34.299	97.135

6 2 Craig GIBSON

ULW Behind **15.064**
Best Time **4:38.551** Best Speed **95.652** On **6** Gp **a**

Lap	Elapsed Time	Lap Time	Lap Speed
1	5:38.618	5:38.618	77.358
2	10:25.039	4:46.421	93.024
3	15:12.218	4:47.179	92.778
4	20:00.368	4:48.150	92.466
5	28:14.495	8:14.127	53.921
6	32:53.046	4:38.551	95.652

7 7 Rene LOHSE

ULW Behind **18.805**
Best Time **4:42.292** Best Speed **94.384** On **6** Gp **a**

Lap	Elapsed Time	Lap Time	Lap Speed
1	6:22.045	6:22.045	68.564
2	11:22.681	5:00.636	88.625
3	16:20.170	4:57.489	89.563
4	22:12.168	5:51.998	75.693
5	27:01.482	4:49.314	92.094
6	31:43.774	4:42.292	94.384

8 5 Paul JORDAN

ULW Behind **18.885**
Best Time **4:42.372** Best Speed **94.358** On **3** Gp **a**

Lap	Elapsed Time	Lap Time	Lap Speed
1	5:48.629	5:48.629	75.136
2	10:38.456	4:49.827	91.931
3	15:20.828	4:42.372	94.358
4	20:17.527	4:56.699	89.801

METZELER ULSTER GRAND PRIX

ULTRA-LIGHTWEIGHT & LIGHTWEIGHT

First Qualifying

Wednesday, 13 August 2014

DETAILED RESULT

Ultra-Lightweight (125GP/Moto 3/Moto 45C)



Qualifying Classification

Position

9 39 Steven LYND

ULW Behind 19.477

Best Time **4:42.964** Best Speed **94.160** On 6 Gp a

Lap	Elapsed Time	Lap Time	Lap Speed
1	5:44.511	5:44.511	76.034
2	10:38.247	4:53.736	90.707
3	15:26.452	4:48.205	92.448
4	20:10.855	4:44.403	93.684
5	24:56.978	4:46.123	93.121
6	29:39.942	4:42.964	94.160
7	35:01.603	5:21.661	82.832

10 14 Jack SANDS

ULW Behind 25.949

Best Time **4:49.436** Best Speed **92.055** On 5 Gp a

Lap	Elapsed Time	Lap Time	Lap Speed
1	5:24.016	5:24.016	80.844
2	10:21.254	4:57.238	89.638
3	15:16.906	4:55.652	90.119
4	20:09.029	4:52.123	91.208
5	24:58.465	4:49.436	92.055
6	29:59.046	5:00.581	88.642

11 6 Melissa KENNEDY

ULW Behind 30.857

Best Time **4:54.344** Best Speed **90.520** On 3 Gp a

Lap	Elapsed Time	Lap Time	Lap Speed
1	6:10.589	6:10.589	70.684
2	11:06.181	4:55.592	90.138
3	16:00.525	4:54.344	90.520
4	20:55.335	4:54.810	90.377
5	25:57.905	5:02.570	88.059

12 1 Mick CHATTERTON

ULW Behind 31.157

Best Time **4:54.644** Best Speed **90.428** On 4 Gp a

Lap	Elapsed Time	Lap Time	Lap Speed
1	5:52.446	5:52.446	74.323
2	12:14.550	6:22.104	69.730
3	17:12.724	4:58.174	89.357
4	22:07.368	4:54.644	90.428
5	27:02.618	4:55.250	90.242

Ultra-Lightweight (125GP/Moto 3/Moto 45C)

Qualifying Classification

Position

13 32 Dave WALSH

ULW Behind 35.838

Best Time **4:59.325** Best Speed **89.013** On 6 Gp a

Lap	Elapsed Time	Lap Time	Lap Speed
1	6:23.346	6:23.346	68.332
2	11:33.227	5:09.881	85.981
3	16:42.404	5:09.177	86.177
4	21:53.715	5:11.311	85.586
5	28:13.028	6:19.313	70.243
6	33:12.353	4:59.325	89.013

Non Qualifiers

Position

17 Sam DUNLOP

ULW Behind 35.807

Best Time **4:59.294** Best Speed **89.023** On 3 Gp a

Lap	Elapsed Time	Lap Time	Lap Speed
1	7:35.827	7:35.827	57.466
2	15:24.621	7:48.794	56.835
3	20:23.915	4:59.294	89.023
4	31:27.960	11:04.045	40.124

11 Laird SHINGLETON

ULW Behind 59.634

Best Time **5:23.121** Best Speed **82.458** On 3 Gp a

Lap	Elapsed Time	Lap Time	Lap Speed
1	6:08.515	6:08.515	71.082
2	12:48.476	6:39.961	66.616
3	18:11.597	5:23.121	82.458

18 Paul ROBINSON

ULW Behind 2:30.331

Best Time **6:53.818** Best Speed **64.386** On 1 Gp a

Lap	Elapsed Time	Lap Time	Lap Speed
1	6:53.818	6:53.818	63.300

Speed TrapLightweight/Ultra Lightweight 1st Practice

<u>No.</u>	<u>Name</u>	<u>Lap 1</u>	<u>Lap 2</u>	<u>Lap 3</u>	<u>Lap 4</u>	<u>Lap 5</u>	<u>Lap 6</u>
1	Mick CHATTERTON	104	112	110	111		
2	Craig GIBSON	120	117			108	
5	Paul JORDAN		112				
6	Melissa KENNEDY	124	120	115	120	117	
7	Rene LOHSE		122		120		
8	Nigel MOORE		116	113	116		
9	James COWTON		135	133	134		
10	Warren REEVE	119	129	117	116	115	118
11	Laird SHINGLETON	99	116	112			
13	Paul MAGUIRE	125			121		
14	Jack SANDS			116	113	124	
15	Bryan HARDING	103	129	130	136	130	131
16	Stephen MORRISON		128	122			
17	Sam DUNLOP		106	112		121	
18	Paul ROBINSON	113	119				
20	Mark WADDELL	98	126	127		126	131
22	Pierre FAVRE				123		
23	Neil KERNOHAN	130	130	125	130	129	
24	Tommy HENRY	125					
25	Christian ELKIN			113		121	121
27	Stephen DAVISON		120		120	118	106
29	Adrian LOGUE	112		109		105	107
30	Yvonne MONTGOMERY			121		121	
31	Roy BEATTIE			112			
32	Dave WALSH		109	105		102	
33	Joseph LOUGHLIN			127	127	128	128
34	William COWDEN	133	119	117	115	115	
35	Daley MATHISON		109	112		113	117
36	John McALLISTER	121		124	118	128	
39	Steven LYND	112			123		108
44	Trevor REID	113	128	126	129	124	
47	Davie BLACK		126		127	127	
48	Mark SHIELDS						118
57	Ian MORRELL	129	129	125	128		127
73	John ELLA	129	131	131		129	
102	Peter FLETCHER		124		131	128	

METZELER ULSTER GRAND PRIX ULTRA-LIGHTWEIGHT & LIGHTWEIGHT

Second Qualifying
Thursday, 14 August 2014



Ray Connolly Motors Lightweight

Qualifying Time

4:54.230

Qualifying Speed

90.555

Pos	Class	No	Name	Machine / Sponsor	Time	Best Lap		On	Total Laps	Qualifying Laps
						Behind	Speed			
Qualifying Classification										
1	LWT	9	James COWTON	Honda 250 - Cowton Racing	4:00.229		110.911	5	5	4
2	LWT	23	Neil KERNOHAN	Honda 250 - Logan Racing	4:07.182	6.953	107.791	6	6	5
3	LWT	22	Pierre FAVRE		4:10.172	9.943	106.503	4	5	4
4	LWT	73	John ELLA	Honda 250 - Mols	4:10.920	10.691	106.185	6	6	5
5	LWT	57	Ian MORRELL	Yamaha 400	4:12.049	11.820	105.709	6	6	5
6	LWT	13	Paul MAGUIRE	Kawasaki 400	4:20.023	19.794	102.468	4	6	5
7	LWT	15	Bryan HARDING	Honda 250	4:23.322	23.093	101.184	5	5	4
8	LWT	20	Mark WADDELL	Honda 250	4:23.701	23.472	101.039	5	5	4
9	LWT	44	Trevor REID	Yamaha 250 - AWT	4:23.999	23.770	100.924	4	5	4
10	LWT	48	Mark SHIELDS	Honda 400	4:29.477	29.248	98.873	5	5	4
11	LWT	36	John McALLISTER	Honda 250 - Chris Blair Racing	4:29.936	29.707	98.705	4	5	4
12	LWT	27	Stephen DAVISON	Kawasaki 400	4:30.631	30.402	98.451	4	5	4
13	LWT	24	Tommy HENRY	Honda 250 - Hugh O'Kane Motors	4:30.984	30.755	98.323	4	4	2
14	LWT	26	Robert CAIRNS	Kawasaki 400 - LR Tyres Racing	4:35.940	35.711	96.557	2	5	4
15	LWT	102	Peter FLETCHER	Kawasaki 400 - Fletcher Interior Design	4:36.492	36.263	96.364	4	5	4
16	LWT	40	Darren GILPIN	Kawasaki 400	4:37.549	37.320	95.997	5	5	4
17	LWT	29	Adrian LOGUE	Kawasaki 400	4:40.928	40.699	94.843	5	5	4
18	LWT	30	Yvonne MONTGOMERY	Kawasaki 400	4:49.371	49.142	92.075	3	5	4

Non Qualifiers

LWT	31	Roy BEATTIE	Kawasaki 400 - BSR	4:51.608	41.429	91.369	5	5	1
LWT	37	Darren DUNCAN	Kawasaki 400	4:52.171	41.992	91.193	5	5	1
LWT	47	Davie BLACK	Yamaha 400	5:24.064	1:13.885	82.218	1	2	0

Ray Connolly Motors Ultra-Lightweight Qualifying Time

5:02.528

Qualifying Speed

88.071


Pos	Class	No	Name	Machine / Sponsor	Time	Best Lap		On	Total Laps	Qualifying Laps
						Behind	Speed			
Qualifying Classification										
1	ULW	25	Christian ELKIN	Honda 250 (Moto 3) - Bob Wylie Racing	4:10.179		106.500	6	6	6
2	ULW	35	Daley MATHISON	Honda 125 - Logan Racing	4:15.020	4.841	104.478	3	6	4
3	ULW	5	Paul JORDAN	Honda 125 - Paul Jordan Racing	4:17.933	7.754	103.298	4	5	5
4	ULW	34	William COWDEN	Honda 125 - Team Cowden	4:19.379	9.200	102.722	4	6	6
5	ULW	8	Nigel MOORE	Honda 125	4:19.487	9.308	102.679	4	5	4
6	ULW	2	Craig GIBSON	Honda 125 - Peter Simpson Construction	4:20.896	10.717	102.125	5	6	6
7	ULW	17	Sam DUNLOP	Honda 125	4:21.324	11.145	101.958	6	6	6
8	ULW	10	Warren REEVE	Honda 125 - Flexi Patch	4:23.011	12.832	101.304	5	6	6
9	ULW	7	Rene LOHSE	Honda 125	4:27.665	17.486	99.542	5	5	3
10	ULW	14	Jack SANDS	Honda 125	4:31.951	21.772	97.973	4	5	5
11	ULW	18	Paul ROBINSON	Honda 125 - Stoneyford Concrete	4:33.047	22.868	97.580	2	3	2
12	ULW	39	Steven LYND	Honda 125 - TL	4:35.111	24.932	96.848	4	5	4
13	ULW	32	Dave WALSH	KTM 450 - DRW Racing	4:36.471	26.292	96.372	5	5	5
14	ULW	12	Tommaso TOTTI	Honda 125	4:45.354	35.175	93.372	5	5	3
15	ULW	1	Mick CHATTERTON	Honda 125	4:48.045	37.866	92.499	2	3	3
16	ULW	6	Melissa KENNEDY	Honda 125 - K.N.R.	4:51.856	41.677	91.291	3	4	3

Non Qualifiers

ULW	11	Laird SHINGLETON	Honda 125	5:04.442	54.263	87.517	3	5	0
-----	----	------------------	-----------	----------	--------	--------	---	---	---

Provisional result to be confirmed by the Stewards of the Meeting subject to completion of technical inspections & the time limit for protests

Page 1 / 1

Circuit	Dundrod	Signed	 Chief Timekeeper	Organising Club	Dundrod & District MCC
Length(miles)	7.4011 Lap 1 (7.2763)	Issued At:		13:12	Qualifying Started
Weather	Sunny				
Track	Dry				

METZELER ULSTER GRAND PRIX

ULTRA-LIGHTWEIGHT & LIGHTWEIGHT

Second Qualifying

Thursday, 14 August 2014

DETAILED RESULT

Ray Connolly Motors Lightweight



Qualifying Classification

Position

1 9 James COWTON

LWT Behind **6.953**
Best Time **4:00.229** Best Speed **110.911** On **5** Gp **a**

Lap	Elapsed Time	Lap Time	Lap Speed
1	4:16.153	4:16.153	102.262
2	8:18.452	4:02.299	109.963
3	12:22.622	4:04.170	109.121
4	22:03.365	9:40.743	45.879
5	26:03.594	4:00.229	110.911

2 23 Neil KERNOHAN

LWT Behind **6.953**
Best Time **4:07.182** Best Speed **107.791** On **6** Gp **a**

Lap	Elapsed Time	Lap Time	Lap Speed
1	5:29.213	5:29.213	79.568
2	9:44.408	4:15.195	104.406
3	13:54.980	4:10.572	106.333
4	18:04.212	4:09.232	106.904
5	22:12.507	4:08.295	107.308
6	26:19.689	4:07.182	107.791

4 73 John ELLA

LWT Behind **10.691**
Best Time **4:10.920** Best Speed **106.185** On **6** Gp **a**

Lap	Elapsed Time	Lap Time	Lap Speed
1	4:55.883	4:55.883	88.531
2	9:11.166	4:15.283	104.370
3	13:23.405	4:12.239	105.630
4	17:39.434	4:16.029	104.066
5	21:51.580	4:12.146	105.669
6	26:02.500	4:10.920	106.185

5 57 Ian MORRELL

LWT Behind **11.820**
Best Time **4:12.049** Best Speed **105.709** On **6** Gp **a**

Lap	Elapsed Time	Lap Time	Lap Speed
1	5:04.079	5:04.079	86.144
2	9:18.923	4:14.844	104.550
3	13:37.114	4:18.191	103.195
4	17:51.624	4:14.510	104.687
5	22:04.225	4:12.601	105.478
6	26:16.274	4:12.049	105.709

Ray Connolly Motors Lightweight

Qualifying Classification

Position

6 13 Paul MAGUIRE

LWT Behind **19.794**
Best Time **4:20.023** Best Speed **102.468** On **4** Gp **a**

Lap	Elapsed Time	Lap Time	Lap Speed
1	4:54.585	4:54.585	88.921
2	9:16.038	4:21.453	101.907
3	13:38.871	4:22.833	101.372
4	17:58.894	4:20.023	102.468
5	22:19.167	4:20.273	102.369
6	26:40.741	4:21.574	101.860

7 15 Bryan HARDING

LWT Behind **23.093**
Best Time **4:23.322** Best Speed **101.184** On **5** Gp **a**

Lap	Elapsed Time	Lap Time	Lap Speed
1	5:47.921	5:47.921	75.289
2	10:22.021	4:34.100	97.205
3	14:47.553	4:25.532	100.342
4	19:10.908	4:23.355	101.171
5	23:34.230	4:23.322	101.184

8 20 Mark WADDELL

LWT Behind **23.472**
Best Time **4:23.701** Best Speed **101.039** On **5** Gp **a**

Lap	Elapsed Time	Lap Time	Lap Speed
1	6:07.893	6:07.893	71.202
2	10:42.621	4:34.728	96.983
3	15:14.385	4:31.764	98.041
4	19:43.503	4:29.118	99.005
5	24:07.204	4:23.701	101.039

9 44 Trevor REID

LWT Behind **23.770**
Best Time **4:23.999** Best Speed **100.924** On **4** Gp **a**

Lap	Elapsed Time	Lap Time	Lap Speed
1	5:10.054	5:10.054	84.484
2	9:44.358	4:34.304	97.133
3	14:09.366	4:25.008	100.540
4	18:33.365	4:23.999	100.924
5	23:04.952	4:31.587	98.105

METZELER ULSTER GRAND PRIX

ULTRA-LIGHTWEIGHT & LIGHTWEIGHT

Second Qualifying

Thursday, 14 August 2014

DETAILED RESULT

Ray Connolly Motors Lightweight



Qualifying Classification

Position

10 48 Mark SHIELDS

LWT Behind 29.248

Best Time 4:29.477 Best Speed 98.873 On 5 Gp a

Lap	Elapsed Time	Lap Time	Lap Speed
1	5:53.605	5:53.605	74.079
2	10:35.574	4:41.969	94.493
3	15:09.086	4:33.512	97.414
4	19:43.104	4:34.018	97.234
5	24:12.581	4:29.477	98.873

11 36 John McALLISTER

LWT Behind 29.707

Best Time 4:29.936 Best Speed 98.705 On 4 Gp a

Lap	Elapsed Time	Lap Time	Lap Speed
1	5:14.056	5:14.056	83.408
2	9:47.640	4:33.584	97.389
3	14:25.315	4:37.675	95.954
4	18:55.251	4:29.936	98.705
5	23:26.932	4:31.681	98.071

12 27 Stephen DAVISON

LWT Behind 30.402

Best Time 4:30.631 Best Speed 98.451 On 4 Gp a

Lap	Elapsed Time	Lap Time	Lap Speed
1	5:20.137	5:20.137	81.823
2	9:54.891	4:34.754	96.974
3	14:30.674	4:35.783	96.612
4	19:01.305	4:30.631	98.451
5	23:33.169	4:31.864	98.005

13 24 Tommy HENRY

LWT Behind 30.755

Best Time 4:30.984 Best Speed 98.323 On 4 Gp a

Lap	Elapsed Time	Lap Time	Lap Speed
1	5:41.527	5:41.527	76.699
2	10:36.137	4:54.610	90.438
3	15:21.957	4:45.820	93.219
4	19:52.941	4:30.984	98.323

Ray Connolly Motors Lightweight

Qualifying Classification

Position

14 26 Robert CAIRNS

LWT Behind 35.711

Best Time 4:35.940 Best Speed 96.557 On 2 Gp a

Lap	Elapsed Time	Lap Time	Lap Speed
1	5:03.144	5:03.144	86.410
2	9:39.084	4:35.940	96.557
3	14:17.246	4:38.162	95.786
4	18:55.476	4:38.230	95.762
5	23:33.084	4:37.608	95.977

15 102 Peter FLETCHER

LWT Behind 36.263

Best Time 4:36.492 Best Speed 96.364 On 4 Gp a

Lap	Elapsed Time	Lap Time	Lap Speed
1	5:06.457	5:06.457	85.476
2	9:46.405	4:39.948	95.175
3	14:24.448	4:38.043	95.827
4	19:00.940	4:36.492	96.364
5	23:43.675	4:42.735	94.237

16 40 Darren GILPIN

LWT Behind 37.320

Best Time 4:37.549 Best Speed 95.997 On 5 Gp a

Lap	Elapsed Time	Lap Time	Lap Speed
1	5:39.990	5:39.990	77.045
2	10:22.717	4:42.727	94.239
3	15:02.372	4:39.655	95.274
4	19:42.600	4:40.228	95.080
5	24:20.149	4:37.549	95.997

17 29 Adrian LOGUE

LWT Behind 40.699

Best Time 4:40.928 Best Speed 94.843 On 5 Gp a

Lap	Elapsed Time	Lap Time	Lap Speed
1	5:17.665	5:17.665	82.460
2	10:01.413	4:43.748	93.900
3	14:44.136	4:42.723	94.241
4	19:25.412	4:41.276	94.725
5	24:06.340	4:40.928	94.843

METZELER ULSTER GRAND PRIX

ULTRA-LIGHTWEIGHT & LIGHTWEIGHT

Second Qualifying

Thursday, 14 August 2014

DETAILED RESULT

Ray Connolly Motors Lightweight



Qualifying Classification

Position

18 30 Yvonne MONTGOMERY

LWT Behind 49.142

Best Time 4:49.371 Best Speed 92.075 On 3 Gp a

Lap	Elapsed Time	Lap Time	Lap Speed
1	5:30.720	5:30.720	79.205
2	10:23.700	4:52.980	90.941
3	15:13.071	4:49.371	92.075
4	20:02.816	4:49.745	91.957
5	24:55.729	4:52.913	90.962

Non Qualifiers

Position

31 Roy BEATTIE

LWT Behind 41.429

Best Time 4:51.608 Best Speed 91.369 On 5 Gp a

Lap	Elapsed Time	Lap Time	Lap Speed
1	5:42.410	5:42.410	76.501
2	10:42.035	4:59.625	88.924
3	15:44.330	5:02.295	88.139
4	20:44.628	5:00.298	88.725
5	25:36.236	4:51.608	91.369

37 Darren DUNCAN

LWT Behind 41.992

Best Time 4:52.171 Best Speed 91.193 On 5 Gp a

Lap	Elapsed Time	Lap Time	Lap Speed
1	5:45.912	5:45.912	75.726
2	10:45.138	4:59.226	89.043
3	15:44.849	4:59.711	88.899
4	20:43.261	4:58.412	89.286
5	25:35.432	4:52.171	91.193

47 Davie BLACK

LWT Behind 1:13.885

Best Time 5:24.064 Best Speed 82.218 On 1 Gp a

Lap	Elapsed Time	Lap Time	Lap Speed
1	5:24.064	5:24.064	80.832
2	11:47.928	6:23.864	69.410

METZELER ULSTER GRAND PRIX

ULTRA-LIGHTWEIGHT & LIGHTWEIGHT

Second Qualifying

Thursday, 14 August 2014

DETAILED RESULT

Ray Connolly Motors Ultra-Lightweight



Qualifying Classification

Position

1 25 Christian ELKIN

ULW Behind 9.308
Best Time **4:10.179** Best Speed **106.500** On 6 Gp a

Lap	Elapsed Time	Lap Time	Lap Speed
1	4:25.422	4:25.422	98.691
2	8:37.056	4:11.634	105.884
3	12:47.253	4:10.197	106.492
4	16:59.421	4:12.168	105.660
5	21:10.917	4:11.496	105.942
6	25:21.096	4:10.179	106.500

2 35 Daley MATHISON

ULW Behind 4.841
Best Time **4:15.020** Best Speed **104.478** On 3 Gp a

Lap	Elapsed Time	Lap Time	Lap Speed
1	5:06.815	5:06.815	85.376
2	9:25.014	4:18.199	103.192
3	13:40.034	4:15.020	104.478
4	17:55.458	4:15.424	104.313
5	22:11.608	4:16.150	104.017
6	27:32.015	5:20.407	83.157

3 5 Paul JORDAN

ULW Behind 7.754
Best Time **4:17.933** Best Speed **103.298** On 4 Gp a

Lap	Elapsed Time	Lap Time	Lap Speed
1	4:44.476	4:44.476	92.080
2	9:03.726	4:19.250	102.773
3	13:23.711	4:19.985	102.483
4	17:41.644	4:17.933	103.298
5	22:21.326	4:39.682	95.265

4 34 William COWDEN

ULW Behind 9.200
Best Time **4:19.379** Best Speed **102.722** On 4 Gp a

Lap	Elapsed Time	Lap Time	Lap Speed
1	4:58.013	4:58.013	87.898
2	9:21.191	4:23.178	101.239
3	13:41.272	4:20.081	102.445
4	18:00.651	4:19.379	102.722
5	22:20.196	4:19.545	102.656
6	26:40.102	4:19.906	102.514

Ray Connolly Motors Ultra-Lightweight

Qualifying Classification

Position

5 8 Nigel MOORE

ULW Behind 9.308
Best Time **4:19.487** Best Speed **102.679** On 4 Gp a

Lap	Elapsed Time	Lap Time	Lap Speed
1	5:17.773	5:17.773	82.432
2	9:40.539	4:22.766	101.398
3	14:03.000	4:22.461	101.516
4	18:22.487	4:19.487	102.679
5	23:09.036	4:46.549	92.982

6 2 Craig GIBSON

ULW Behind 10.717
Best Time **4:20.896** Best Speed **102.125** On 5 Gp a

Lap	Elapsed Time	Lap Time	Lap Speed
1	4:28.719	4:28.719	97.480
2	8:50.905	4:22.186	101.622
3	13:15.125	4:24.220	100.840
4	17:38.657	4:23.532	101.103
5	21:59.553	4:20.896	102.125
6	26:20.477	4:20.924	102.114

7 17 Sam DUNLOP

ULW Behind 11.145
Best Time **4:21.324** Best Speed **101.958** On 6 Gp a

Lap	Elapsed Time	Lap Time	Lap Speed
1	4:39.263	4:39.263	93.799
2	9:05.953	4:26.690	99.906
3	13:30.801	4:24.848	100.601
4	17:55.357	4:24.556	100.712
5	22:19.735	4:24.378	100.780
6	26:41.059	4:21.324	101.958

8 10 Warren REEVE

ULW Behind 12.832
Best Time **4:23.011** Best Speed **101.304** On 5 Gp a

Lap	Elapsed Time	Lap Time	Lap Speed
1	4:29.925	4:29.925	97.044
2	8:55.700	4:25.775	100.250
3	13:21.467	4:25.767	100.253
4	17:45.451	4:23.984	100.930
5	22:08.462	4:23.011	101.304
6	26:33.649	4:25.187	100.472

METZELER ULSTER GRAND PRIX

ULTRA-LIGHTWEIGHT & LIGHTWEIGHT

Second Qualifying

Thursday, 14 August 2014

DETAILED RESULT

Ray Connolly Motors Ultra-Lightweight



Qualifying Classification

Position

9 **7 Rene LOHSE**

ULW Behind **17.486**
Best Time **4:27.665** Best Speed **99.542** On **5** Gp **a**

Lap	Elapsed Time	Lap Time	Lap Speed
1	5:10.978	5:10.978	84.233
2	9:45.051	4:34.073	97.215
3	14:19.256	4:34.205	97.168
4	22:40.667	8:21.411	53.138
5	27:08.332	4:27.665	99.542

10 **14 Jack SANDS**

ULW Behind **21.772**
Best Time **4:31.951** Best Speed **97.973** On **4** Gp **a**

Lap	Elapsed Time	Lap Time	Lap Speed
1	4:37.745	4:37.745	94.312
2	9:11.036	4:33.291	97.493
3	13:44.679	4:33.643	97.368
4	18:16.630	4:31.951	97.973
5	22:58.111	4:41.481	94.656

11 **18 Paul ROBINSON**

ULW Behind **22.868**
Best Time **4:33.047** Best Speed **97.580** On **2** Gp **a**

Lap	Elapsed Time	Lap Time	Lap Speed
1	17:27.340	17:27.340	25.011
2	22:00.387	4:33.047	97.580
3	26:34.279	4:33.892	97.279

12 **39 Steven LYND**

ULW Behind **24.932**
Best Time **4:35.111** Best Speed **96.848** On **4** Gp **a**

Lap	Elapsed Time	Lap Time	Lap Speed
1	5:03.479	5:03.479	86.315
2	9:45.622	4:42.143	94.434
3	14:24.627	4:39.005	95.496
4	18:59.738	4:35.111	96.848
5	23:37.545	4:37.807	95.908

Ray Connolly Motors Ultra-Lightweight

Qualifying Classification

Position

13 **32 Dave WALSH**

ULW Behind **26.292**
Best Time **4:36.471** Best Speed **96.372** On **5** Gp **a**

Lap	Elapsed Time	Lap Time	Lap Speed
1	4:57.999	4:57.999	87.902
2	9:40.546	4:42.547	94.299
3	14:21.276	4:40.730	94.910
4	19:02.072	4:40.796	94.887
5	23:38.543	4:36.471	96.372

14 **12 Tommaso TOTTI**

ULW Behind **35.175**
Best Time **4:45.354** Best Speed **93.372** On **5** Gp **a**

Lap	Elapsed Time	Lap Time	Lap Speed
1	5:40.180	5:40.180	77.002
2	10:37.740	4:57.560	89.541
3	16:26.270	5:48.530	76.447
4	21:16.257	4:49.987	91.880
5	26:01.611	4:45.354	93.372

15 **1 Mick CHATTERTON**

ULW Behind **37.866**
Best Time **4:48.045** Best Speed **92.499** On **2** Gp **a**

Lap	Elapsed Time	Lap Time	Lap Speed
1	4:54.257	4:54.257	89.020
2	9:42.302	4:48.045	92.499
3	14:38.485	4:56.183	89.958

16 **6 Melissa KENNEDY**

ULW Behind **41.677**
Best Time **4:51.856** Best Speed **91.291** On **3** Gp **a**

Lap	Elapsed Time	Lap Time	Lap Speed
1	5:40.997	5:40.997	76.818
2	10:34.992	4:53.995	90.627
3	15:26.848	4:51.856	91.291
4	20:21.329	4:54.481	90.478

Non Qualifiers

Position

METZELER ULSTER GRAND PRIX

ULTRA-LIGHTWEIGHT & LIGHTWEIGHT

Second Qualifying

Thursday, 14 August 2014

DETAILED RESULT

Ray Connolly Motors Ultra-Lightweight



Non Qualifiers

Position

11 Laird SHINGLETON

ULW Behind 54.263
Best Time 5:04.442 Best Speed 87.517 On 3 Gp a

Lap	Elapsed Time	Lap Time	Lap Speed
1	5:57.127	5:57.127	73.348
2	11:14.156	5:17.029	84.043
3	16:18.598	5:04.442	87.517
4	21:30.295	5:11.697	85.480
5	28:58.056	7:27.761	59.505

Speed TrapLightweight / Ultra Lightweight 2nd Practice

<u>No.</u>	<u>Name</u>	<u>Lap 1</u>	<u>Lap 2</u>	<u>Lap 3</u>	<u>Lap 4</u>	<u>Lap 5</u>	<u>Lap 6</u>
2	Craig GIBSON	123	118	118	121		
5	Paul JORDAN	121	120	121	122		
6	Melissa KENNEDY			116			
7	Rene LOHSE	125			115	123	
8	Nigel MOORE		116	116	117		
9	James COWTON	139	139		121		
10	Warren REEVE	124	120			122	120
11	Laird SHINGLETON	102	106	102		103	
12	Tommaso TOTTI		107	115		116	119
13	Paul MAGUIRE			122			
14	Jack SANDS		120	121			
15	Bryan HARDING	123	124		138		
17	Sam DUNLOP		122	122	124		
20	Mark WADDELL	132	121		123	119	
22	Pierre FAVRE	129	132		123	127	
23	Neil KERNOHAN	129		133		132	
24	Tommy HENRY			118			
25	Christian ELKIN	126	125	127	126	126	126
26	Robert CAIRNS		121	128		132	
27	Stephen DAVISON		122	123			
29	Adrian LOGUE	123	115		116		
30	Yvonne MONTGOMERY	120			122	122	
31	Roy BEATTIE						116
32	Dave WALSH			124	139		
34	William COWDEN					126	123
35	Daley MATHISON	124		122		113	
36	John McALLISTER	132			122	130	
37	Darren DUNCAN		120	120			118
39	Steven LYND			117		116	
40	Darren GILPIN	118				120	
44	Trevor REID				106		
47	Davie BLACK	132					
48	Mark SHIELDS	128	122	128		129	
57	Ian MORRELL			129	130	141	
73	John ELLA	115	138	138	137	136	
102	Peter FLETCHER				111		

METZELER ULSTER GRAND PRIX

ULTRA-LIGHTWEIGHT & LIGHTWEIGHT


Combined Qualifying (Ultra Lightweight)



Pos	Class	No	Name	-----Best Time / Qual Laps-----			Overall Best Time / Speed /			
				Session A		Session B	Total Qual Laps			
Qualifying Classification										
1	ULW	25	Christian ELKIN	4:23.487	4	4:10.179	6	4:10.179	106.500	10
2	ULW	35	Daley MATHISON	4:34.299	5	4:15.020	4	4:15.020	104.478	9
3	ULW	5	Paul JORDAN	4:42.372	3	4:17.933	5	4:17.933	103.298	8
4	ULW	34	William COWDEN	4:33.776	5	4:19.379	6	4:19.379	102.722	11
5	ULW	8	Nigel MOORE	4:30.846	3	4:19.487	4	4:19.487	102.679	7
6	ULW	2	Craig GIBSON	4:38.551	4	4:20.896	6	4:20.896	102.125	10
7	ULW	17	Sam DUNLOP	4:59.294	1	4:21.324	6	4:21.324	101.958	7
8	ULW	10	Warren REEVE	4:33.464	7	4:23.011	6	4:23.011	101.304	13
9	ULW	7	Rene LOHSE	4:42.292	4	4:27.665	3	4:27.665	99.542	7
10	ULW	14	Jack SANDS	4:49.436	5	4:31.951	5	4:31.951	97.973	10
11	ULW	18	Paul ROBINSON	6:53.818	0	4:33.047	2	4:33.047	97.580	2
12	ULW	39	Steven LYND	4:42.964	5	4:35.111	4	4:35.111	96.848	9
13	ULW	32	Dave WALSH	4:59.325	4	4:36.471	5	4:36.471	96.372	9
14	ULW	12	Tommaso TOTTI	-----		4:45.354	3	4:45.354	93.372	3
15	ULW	1	Mick CHATTERTON	4:54.644	3	4:48.045	3	4:48.045	92.499	6
16	ULW	6	Melissa KENNEDY	4:54.344	4	4:51.856	3	4:51.856	91.291	7
Non Qualifiers										
	ULW	11	Laird SHINGLETON	5:23.121	0	5:04.442	0			0

Provisional result to be confirmed by the Stewards of the Meeting subject to completion of technical inspections & the time limit for protests

Page 1 / 1

Circuit	Dundrod	Signed	 Chief Timekeeper	Organising Club	Dundrod & District MCC
Length(miles)	7.4011	Lap 1 (7.2763)			
Weather		Issued At:			
Track					



METZELER ULSTER GRAND PRIX

ULTRA-LIGHTWEIGHT & LIGHTWEIGHT


Combined Qualifying (Lightweight)



Pos	Class	No	Name	-----Best Time / Qual Laps-----			Overall Best Time / Speed / Total Qual Laps			
				Session A	Session B					
Qualifying Classification										
1	LWT	9	James COWTON	4:30.770	5	4:00.229	4	4:00.229	110.911	9
2	LWT	23	Neil KERNOHAN	4:16.106	6	4:07.182	5	4:07.182	107.791	11
3	LWT	22	Pierre FAVRE	4:51.134	4	4:10.172	4	4:10.172	106.503	8
4	LWT	73	John ELLA	4:33.886	6	4:10.920	5	4:10.920	106.185	11
5	LWT	57	Ian MORRELL	4:24.236	7	4:12.049	5	4:12.049	105.709	12
6	LWT	13	Paul MAGUIRE	4:32.542	5	4:20.023	5	4:20.023	102.468	10
7	LWT	15	Bryan HARDING	4:41.506	6	4:23.322	4	4:23.322	101.184	10
8	LWT	20	Mark WADDELL	4:36.794	4	4:23.701	4	4:23.701	101.039	8
9	LWT	44	Trevor REID	4:37.265	4	4:23.999	4	4:23.999	100.924	8
10	LWT	33	Joseph LOUGHLIN	4:24.035	6	-----		4:24.035	100.911	6
11	LWT	48	Mark SHIELDS	4:41.301	6	4:29.477	4	4:29.477	98.873	10
12	LWT	36	John McALLISTER	4:40.462	6	4:29.936	4	4:29.936	98.705	10
13	LWT	27	Stephen DAVISON	4:50.932	6	4:30.631	4	4:30.631	98.451	10
14	LWT	24	Tommy HENRY	6:01.309	0	4:30.984	2	4:30.984	98.323	2
15	LWT	16	Stephen MORRISON	4:34.517	4	-----		4:34.517	97.058	4
16	LWT	26	Robert CAIRNS	4:59.130	1	4:35.940	4	4:35.940	96.557	5
17	LWT	102	Peter FLETCHER	4:42.171	4	4:36.492	4	4:36.492	96.364	8
18	LWT	40	Darren GILPIN	-----		4:37.549	4	4:37.549	95.997	4
19	LWT	29	Adrian LOGUE	5:12.120	1	4:40.928	4	4:40.928	94.843	5
20	LWT	30	Yvonne MONTGOMERY	4:52.260	5	4:49.371	4	4:49.371	92.075	9
21	LWT	47	Davie BLACK	4:56.305	4	5:24.064	0	4:56.305	89.921	4
Non Qualifiers										
	LWT	37	Darren DUNCAN	-----		4:52.171	1			1
	LWT	31	Roy BEATTIE	5:25.778	0	4:51.608	1			1

Provisional result to be confirmed by the Stewards of the Meeting subject to completion of technical inspections & the time limit for protests

Page 1 / 1

Circuit	Dundrod	Signed	 Chief Timekeeper	Organising Club	Dundrod & District MCC
Length(miles)	7.4011	Lap 1 (7.2763)			
Weather		Issued At:			
Track					



METZELER ULSTER GRAND PRIX

ULTRA-LIGHTWEIGHT & LIGHTWEIGHT

Race 3 - Lisburn City Council Ultra-Lightweight / Lightweight

Saturday, 16 August 2014



Lightweight (250GP/400)

Pos	Class	No	Name	Machine / Sponsor	Gp	Laps	Total Time	Behind	Speed	-----Best Lap-----		
										Time	Speed	On
Race Classification												
1	LWT	9	James COWTON	Yamaha 250 - Cowton Racing	a	5	21:28.751		103.023	4:15.431	104.310	4
2	LWT	73	John ELLA	Honda 250 - Mols	a	5	21:58.994	30.243	100.660	4:21.142	102.029	5
3	LWT	57	Ian MORRELL	Yamaha 400	a	5	22:19.909	51.158	99.089	4:25.028	100.533	5
4	LWT	44	Trevor REID	Yamaha 250 - AWT	a	5	22:52.194	1:23.443	96.758	4:28.822	99.114	5
5	LWT	36	John McALLISTER	Honda 250 - Chris Blair Racing	a	5	22:57.487	1:28.736	96.386	4:25.874	100.213	4
6	LWT	13	Paul MAGUIRE	Kawasaki 400	a	5	23:17.225	1:48.474	95.024	4:34.416	97.093	5
7	LWT	102	Peter FLETCHER	Kawasaki 400 - Fletcher Interior Design	c	5	23:34.606	2:05.855	93.857	4:35.456	96.727	5
8	LWT	26	Robert CAIRNS	Kawasaki 400 - LR Tyres Racing	c	5	23:34.788	2:06.037	93.845	4:35.333	96.770	5
9	LWT	15	Bryan HARDING	Honda 250	a	5	24:08.808	2:40.057	91.641	4:40.364	95.033	5
10	LWT	48	Mark SHIELDS	Honda 400	a	5	24:19.886	2:51.135	90.946	4:42.839	94.202	4
11	LWT	30	Yvonne MONTGOMERY	Kawasaki 400	c	5	24:36.893	3:08.142	89.899	4:47.035	92.825	5
12	LWT	27	Stephen DAVISON	Kawasaki 400	a	5	25:24.833	3:56.082	87.072	4:54.444	90.489	5

Fastest Lap

LWT	9	James COWTON	Yamaha 250 - Cowton Racing	a						4:15.431	104.310	4
-----	---	--------------	----------------------------	---	--	--	--	--	--	----------	---------	---

Not Classified

DNF	LWT	40	Darren GILPIN	Kawasaki 400	c	1	5:08.891	4 Laps	84.802	5:08.891	84.802	1
-----	-----	----	---------------	--------------	---	---	----------	--------	--------	----------	--------	---

Ultra-Lightweight (125GP/Moto 3/Moto 450)

Pos	Class	No	Name	Machine / Sponsor	Gp	Laps	Total Time	Behind	Speed	-----Best Lap-----		
										Time	Speed	On
Race Classification												
1	ULW	35	Daley MATHISON	Honda 125 - Logan Racing	b	5	21:42.692		101.920	4:14.118	104.849	5
2	ULW	25	Christian ELKIN	Honda 250 (Moto 3) - Bob Wylie Racing	b	5	21:42.920	0.228	101.902	4:14.703	104.608	4
3	ULW	5	Paul JORDAN	Honda 125 - Paul Jordan Racing	b	5	22:26.707	44.015	98.589	4:26.289	100.057	5
4	ULW	34	William COWDEN	Honda 125 - Team Cowden	b	5	22:26.911	44.219	98.574	4:26.778	99.873	5
5	ULW	2	Craig GIBSON	Honda 125 - Peter Simpson Construction	b	5	22:55.132	1:12.440	96.551	4:30.993	98.320	4
6	ULW	17	Sam DUNLOP	Honda 125	b	5	23:14.479	1:31.787	95.212	4:34.335	97.122	5
7	ULW	10	Warren REEVE	Honda 125 - Flexi Patch	b	5	23:28.623	1:45.931	94.256	4:33.565	97.395	5
8	ULW	7	Rene LOHSE	Honda 125	b	5	24:02.795	2:20.103	92.023	4:43.263	94.061	5
9	ULW	12	Tommaso TOTTI	Honda 125	b	5	24:15.303	2:32.611	91.232	4:46.668	92.944	4
10	ULW	32	Dave WALSH	KTM 450 - DRW Racing	b	5	24:35.329	2:52.637	89.994	4:47.686	92.615	5
11	ULW	39	Steven LYND	Honda 125 - TL	b	5	24:35.720	2:53.028	89.970	4:49.762	91.951	5
12	ULW	1	Mick CHATTERTON	Honda 125	b	5	24:35.962	2:53.270	89.955	4:49.319	92.092	5
14	ULW	11	Laird SHINGLETON	Honda 125	b	4	21:43.446	3:27.995	81.420	5:20.642	83.096	3


Fastest Lap

ULW	35	Daley MATHISON	Honda 125 - Logan Racing	b						4:14.118	104.849	5
-----	----	----------------	--------------------------	---	--	--	--	--	--	----------	---------	---

Not Classified

DNF	ULW	8	Nigel MOORE	Honda 125	b	4	18:15.451	1 Lap	96.879	4:30.917	98.347	3
DNF	ULW	14	Jack SANDS	Honda 125	b	1	5:09.457	0.566	84.647	5:09.457	84.647	1

Provisional result to be confirmed by the Stewards of the Meeting subject to completion of technical inspections & the time limit for protests

Circuit	Dundrod	Signed		Organising Club	Dundrod & District MCC
Length(miles)	7.4011 Lap 1 (7.2763)	Chief Timekeeper		Race Started	13:26
Weather	Cloudy	Issued At: 13:53		Gp Time Diff - b 25.43 / c 50.31	
Track	Mainly Dry / Damp sections				



MCUI Ulster
Centre Timing
powered by
e-Laps timing software
www.elaps-timing.com



METZELER ULSTER GRAND PRIX

ULTRA-LIGHTWEIGHT & LIGHTWEIGHT

Race 3 - Lisburn City Council Ultra-Lightweight / Lightweight

Saturday, 16 August 2014

DETAILED RESULT



Lightweight (250GP/400)

Race Classification

1 9 James COWTON

Total Time **21:28.751** Avg Speed **103.023** Behind
Best Time **4:15.431** Best Speed **104.310** On 4 Gp a

Lap	Elapsed Time	Lap Time	Lap Speed
1	4:23.017	4:23.017	99.593
2	8:40.934	4:17.917	103.304
3	12:56.551	4:15.617	104.234
4	17:11.982	4:15.431	104.310
5	21:28.751	4:16.769	103.766

2 73 John ELLA

Total Time **21:58.994** Avg Speed **100.660** Behind **30.243**
Best Time **4:21.142** Best Speed **102.029** On 5 Gp a

Lap	Elapsed Time	Lap Time	Lap Speed
1	4:25.371	4:25.371	98.710
2	8:51.525	4:26.154	100.107
3	13:15.459	4:23.934	100.949
4	17:37.852	4:22.393	101.542
5	21:58.994	4:21.142	102.029

3 57 Ian MORRELL

Total Time **22:19.909** Avg Speed **99.089** Behind **51.158**
Best Time **4:25.028** Best Speed **100.533** On 5 Gp a

Lap	Elapsed Time	Lap Time	Lap Speed
1	4:31.699	4:31.699	96.411
2	9:01.827	4:30.128	98.635
3	13:29.715	4:27.888	99.459
4	17:54.881	4:25.166	100.480
5	22:19.909	4:25.028	100.533

4 44 Trevor REID

Total Time **22:52.194** Avg Speed **96.758** Behind **1:23.443**
Best Time **4:28.822** Best Speed **99.114** On 5 Gp a

Lap	Elapsed Time	Lap Time	Lap Speed
1	4:43.921	4:43.921	92.260
2	9:18.831	4:34.910	96.919
3	13:51.800	4:32.969	97.608
4	18:23.372	4:31.572	98.110
5	22:52.194	4:28.822	99.114

Lightweight (250GP/400)

Race Classification

5 36 John McALLISTER

Total Time **22:57.487** Avg Speed **96.386** Behind **1:28.736**
Best Time **4:25.874** Best Speed **100.213** On 4 Gp a

Lap	Elapsed Time	Lap Time	Lap Speed
1	4:52.349	4:52.349	89.601
2	9:29.692	4:37.343	96.069
3	14:04.649	4:34.957	96.902
4	18:30.523	4:25.874	100.213
5	22:57.487	4:26.964	99.804

6 13 Paul MAGUIRE

Total Time **23:17.225** Avg Speed **95.024** Behind **1:48.474**
Best Time **4:34.416** Best Speed **97.093** On 5 Gp a

Lap	Elapsed Time	Lap Time	Lap Speed
1	4:46.470	4:46.470	91.440
2	9:29.181	4:42.711	94.245
3	14:07.781	4:38.600	95.635
4	18:42.809	4:35.028	96.877
5	23:17.225	4:34.416	97.093

7 102 Peter FLETCHER

Total Time **23:34.606** Avg Speed **93.857** Behind **2:05.855**
Best Time **4:35.456** Best Speed **96.727** On 5 Gp c

Lap	Elapsed Time	Lap Time	Lap Speed
1	4:53.474	4:53.474	89.257
2	9:39.521	4:46.047	93.145
3	14:20.417	4:40.896	94.853
4	18:59.150	4:38.733	95.590
5	23:34.606	4:35.456	96.727

8 26 Robert CAIRNS

Total Time **23:34.788** Avg Speed **93.845** Behind **2:06.037**
Best Time **4:35.333** Best Speed **96.770** On 5 Gp c

Lap	Elapsed Time	Lap Time	Lap Speed
1	4:53.749	4:53.749	89.174
2	9:38.241	4:44.492	93.655
3	14:20.560	4:42.319	94.375
4	18:59.455	4:38.895	95.534
5	23:34.788	4:35.333	96.770



MCUI Ulster
Centre Timing
powered by
e-Laps timing software

www.elaps-timing.com



METZELER ULSTER GRAND PRIX

ULTRA-LIGHTWEIGHT & LIGHTWEIGHT

Race 3 - Lisburn City Council Ultra-Lightweight / Lightweight

Saturday, 16 August 2014

DETAILED RESULT

Lightweight (250GP/400)



Race Classification

9 15 Bryan HARDING

Total Time **24:08.808** Avg Speed **91.641** Behind **2:40.057**

Best Time **4:40.364** Best Speed **95.033** On **5** Gp **a**

Lap	Elapsed Time	Lap Time	Lap Speed
1	5:00.876	5:00.876	87.061
2	9:54.364	4:53.488	90.784
3	14:45.770	4:51.406	91.432
4	19:28.444	4:42.674	94.257
5	24:08.808	4:40.364	95.033

10 48 Mark SHIELDS

Total Time **24:19.886** Avg Speed **90.946** Behind **2:51.135**

Best Time **4:42.839** Best Speed **94.202** On **4** Gp **a**

Lap	Elapsed Time	Lap Time	Lap Speed
1	5:00.980	5:00.980	87.031
2	9:54.283	4:53.303	90.841
3	14:45.808	4:51.525	91.395
4	19:28.647	4:42.839	94.202
5	24:19.886	4:51.239	91.485

11 30 Yvonne MONTGOMERY

Total Time **24:36.893** Avg Speed **89.899** Behind **3:08.142**

Best Time **4:47.035** Best Speed **92.825** On **5** Gp **c**

Lap	Elapsed Time	Lap Time	Lap Speed
1	5:04.268	5:04.268	86.091
2	10:02.523	4:58.255	89.333
3	14:57.069	4:54.546	90.458
4	19:49.858	4:52.789	91.001
5	24:36.893	4:47.035	92.825

12 27 Stephen DAVISON

Total Time **25:24.833** Avg Speed **87.072** Behind **3:56.082**

Best Time **4:54.444** Best Speed **90.489** On **5** Gp **a**

Lap	Elapsed Time	Lap Time	Lap Speed
1	5:17.307	5:17.307	82.553
2	10:28.028	5:10.721	85.749
3	15:31.504	5:03.476	87.796
4	20:30.389	4:58.885	89.145
5	25:24.833	4:54.444	90.489

Not Classified

DNF 40 Darren GILPIN

Total Time **5:08.891** Avg Speed **84.802** Behind **4 Laps**

Best Time **5:08.891** Best Speed **84.802** On **1** Gp **c**

Lap	Elapsed Time	Lap Time	Lap Speed
1	5:08.891	5:08.891	84.802



MCUI Ulster
Centre Timing
powered by
e-Laps timing software

www.elaps-timing.com



METZELER ULSTER GRAND PRIX

ULTRA-LIGHTWEIGHT & LIGHTWEIGHT

Race 3 - Lisburn City Council Ultra-Lightweight / Lightweight

Saturday, 16 August 2014

DETAILED RESULT



Ultra-Lightweight (125GP/Moto 3/Moto

Race Classification

1 35 Daley MATHISON

Total Time **21:42.692** Avg Speed **101.920** Behind
Best Time **4:14.118** Best Speed **104.849** On **5** Gp **b**

Lap	Elapsed Time	Lap Time	Lap Speed
1	4:30.373	4:30.373	96.883
2	8:53.648	4:23.275	101.202
3	13:13.492	4:19.844	102.538
4	17:28.574	4:15.082	104.453
5	21:42.692	4:14.118	104.849

2 25 Christian ELKIN

Total Time **21:42.920** Avg Speed **101.902** Behind **0.228**
Best Time **4:14.703** Best Speed **104.608** On **4** Gp **b**

Lap	Elapsed Time	Lap Time	Lap Speed
1	4:30.250	4:30.250	96.928
2	8:53.804	4:23.554	101.095
3	13:13.428	4:19.624	102.625
4	17:28.131	4:14.703	104.608
5	21:42.920	4:14.789	104.573

3 5 Paul JORDAN

Total Time **22:26.707** Avg Speed **98.589** Behind **44.015**
Best Time **4:26.289** Best Speed **100.057** On **5** Gp **b**

Lap	Elapsed Time	Lap Time	Lap Speed
1	4:34.161	4:34.161	95.545
2	9:04.344	4:30.183	98.614
3	13:33.126	4:28.782	99.129
4	18:00.418	4:27.292	99.681
5	22:26.707	4:26.289	100.057

4 34 William COWDEN

Total Time **22:26.911** Avg Speed **98.574** Behind **44.219**
Best Time **4:26.778** Best Speed **99.873** On **5** Gp **b**

Lap	Elapsed Time	Lap Time	Lap Speed
1	4:34.374	4:34.374	95.471
2	9:04.126	4:29.752	98.772
3	13:33.027	4:28.901	99.085
4	18:00.133	4:27.106	99.751
5	22:26.911	4:26.778	99.873

Ultra-Lightweight (125GP/Moto 3/Moto

Race Classification

5 2 Craig GIBSON

Total Time **22:55.132** Avg Speed **96.551** Behind **1:12.440**
Best Time **4:30.993** Best Speed **98.320** On **4** Gp **b**

Lap	Elapsed Time	Lap Time	Lap Speed
1	4:42.936	4:42.936	92.582
2	9:19.105	4:36.169	96.477
3	13:50.485	4:31.380	98.180
4	18:21.478	4:30.993	98.320
5	22:55.132	4:33.654	97.364

6 17 Sam DUNLOP

Total Time **23:14.479** Avg Speed **95.212** Behind **1:31.787**
Best Time **4:34.335** Best Speed **97.122** On **5** Gp **b**

Lap	Elapsed Time	Lap Time	Lap Speed
1	4:42.732	4:42.732	92.648
2	9:25.306	4:42.574	94.290
3	14:03.323	4:38.017	95.836
4	18:40.144	4:36.821	96.250
5	23:14.479	4:34.335	97.122

7 10 Warren REEVE

Total Time **23:28.623** Avg Speed **94.256** Behind **1:45.931**
Best Time **4:33.565** Best Speed **97.395** On **5** Gp **b**

Lap	Elapsed Time	Lap Time	Lap Speed
1	4:48.299	4:48.299	90.859
2	9:34.098	4:45.799	93.226
3	14:16.658	4:42.560	94.295
4	18:55.058	4:38.400	95.704
5	23:28.623	4:33.565	97.395

8 7 Rene LOHSE

Total Time **24:02.795** Avg Speed **92.023** Behind **2:20.103**
Best Time **4:43.263** Best Speed **94.061** On **5** Gp **b**

Lap	Elapsed Time	Lap Time	Lap Speed
1	4:51.978	4:51.978	89.715
2	9:43.990	4:52.012	91.243
3	14:34.196	4:50.206	91.811
4	19:19.532	4:45.336	93.377
5	24:02.795	4:43.263	94.061



MCUI Ulster
Centre Timing
powered by
e-Laps timing software

www.elaps-timing.com



METZELER ULSTER GRAND PRIX

ULTRA-LIGHTWEIGHT & LIGHTWEIGHT

Race 3 - Lisburn City Council Ultra-Lightweight / Lightweight

Saturday, 16 August 2014

DETAILED RESULT



Ultra-Lightweight (125GP/Moto 3/Moto

Race Classification

9 12 Tommaso TOTTI

Total Time **24:15.303** Avg Speed **91.232** Behind **2:32.611**
Best Time **4:46.668** Best Speed **92.944** On **4** Gp **b**

Lap	Elapsed Time	Lap Time	Lap Speed
1	5:00.432	5:00.432	87.190
2	9:52.788	4:52.356	91.135
3	14:41.947	4:49.159	92.143
4	19:28.615	4:46.668	92.944
5	24:15.303	4:46.688	92.937

10 32 Dave WALSH

Total Time **24:35.329** Avg Speed **89.994** Behind **2:52.637**
Best Time **4:47.686** Best Speed **92.615** On **5** Gp **b**

Lap	Elapsed Time	Lap Time	Lap Speed
1	5:00.326	5:00.326	87.221
2	10:02.203	5:01.877	88.261
3	14:57.599	4:55.396	90.197
4	19:47.643	4:50.044	91.862
5	24:35.329	4:47.686	92.615

11 39 Steven LYND

Total Time **24:35.720** Avg Speed **89.970** Behind **2:53.028**
Best Time **4:49.762** Best Speed **91.951** On **5** Gp **b**

Lap	Elapsed Time	Lap Time	Lap Speed
1	5:01.126	5:01.126	86.989
2	9:59.096	4:57.970	89.418
3	14:53.246	4:54.150	90.580
4	19:45.958	4:52.712	91.024
5	24:35.720	4:49.762	91.951

12 1 Mick CHATTERTON

Total Time **24:35.962** Avg Speed **89.955** Behind **2:53.270**
Best Time **4:49.319** Best Speed **92.092** On **5** Gp **b**

Lap	Elapsed Time	Lap Time	Lap Speed
1	5:01.165	5:01.165	86.978
2	9:56.756	4:55.591	90.138
3	14:53.072	4:56.316	89.917
4	19:46.643	4:53.571	90.758
5	24:35.962	4:49.319	92.092

Ultra-Lightweight (125GP/Moto 3/Moto

Race Classification

14 11 Laird SHINGLETON

Total Time **21:43.446** Avg Speed **81.420** Behind **3:27.995**
Best Time **5:20.642** Best Speed **83.096** On **3** Gp **b**

Lap	Elapsed Time	Lap Time	Lap Speed
1	5:31.761	5:31.761	78.956
2	10:59.898	5:28.137	81.198
3	16:20.540	5:20.642	83.096
4	21:43.446	5:22.906	82.513

Not Classified

DNF 8 Nigel MOORE

Total Time **18:15.451** Avg Speed **96.879** Behind **1 Lap**
Best Time **4:30.917** Best Speed **98.347** On **3** Gp **b**

Lap	Elapsed Time	Lap Time	Lap Speed
1	4:38.063	4:38.063	94.204
2	9:11.549	4:33.486	97.423
3	13:42.466	4:30.917	98.347
4	18:15.451	4:32.985	97.602

DNF 14 Jack SANDS

Total Time **5:09.457** Avg Speed **84.647** Behind **0.566**
Best Time **5:09.457** Best Speed **84.647** On **1** Gp **b**

Lap	Elapsed Time	Lap Time	Lap Speed
1	5:09.457	5:09.457	84.647



MCUI Ulster
Centre Timing
powered by
e-Laps timing software

www.elaps-timing.com



METZELER ULSTER GRAND PRIX

ULTRA-LIGHTWEIGHT & LIGHTWEIGHT

Race 3 - Lisburn City Council Ultra-Lightweight / Lightweight

LAP CHART



1					2					3				
No	Name	G	Elapsed Time	Lap Time	No	Name	G	Elapsed Time	Lap Time	No	Name	G	Elapsed Time	Lap Time
9	James COWTON	a	4:23.017	4:23.017	9	James COWTON	a	8:40.934	4:17.917	9	James COWTON	a	12:56.551	4:15.617
73	John ELLA	a	4:25.371	4:25.371	73	John ELLA	a	8:51.525	4:26.154	25	Christian ELKIN	b	13:13.428	4:19.624
25	Christian ELKIN	b	4:30.250	4:30.250	35	Daley MATHISON	b	8:53.648	4:23.275	35	Daley MATHISON	b	13:13.492	4:19.844
35	Daley MATHISON	b	4:30.373	4:30.373	25	Christian ELKIN	b	8:53.804	4:23.554	73	John ELLA	a	13:15.459	4:23.934
57	Ian MORRELL	a	4:31.699	4:31.699	57	Ian MORRELL	a	9:01.827	4:30.128	57	Ian MORRELL	a	13:29.715	4:27.888
5	Paul JORDAN	b	4:34.161	4:34.161	34	William COWDEN	b	9:04.126	4:29.752	34	William COWDEN	b	13:33.027	4:28.901
34	William COWDEN	b	4:34.374	4:34.374	5	Paul JORDAN	b	9:04.344	4:30.183	5	Paul JORDAN	b	13:33.126	4:28.782
8	Nigel MOORE	b	4:38.063	4:38.063	8	Nigel MOORE	b	9:11.549	4:33.486	8	Nigel MOORE	b	13:42.466	4:30.917
17	Sam DUNLOP	b	4:42.732	4:42.732	44	Trevor REID	a	9:18.831	4:34.910	2	Craig GIBSON	b	13:50.485	4:31.380
2	Craig GIBSON	b	4:42.936	4:42.936	2	Craig GIBSON	b	9:19.105	4:36.169	44	Trevor REID	a	13:51.800	4:32.969
44	Trevor REID	a	4:43.921	4:43.921	17	Sam DUNLOP	b	9:25.306	4:42.574	17	Sam DUNLOP	b	14:03.323	4:38.017
13	Paul MAGUIRE	a	4:46.470	4:46.470	13	Paul MAGUIRE	a	9:29.181	4:42.711	36	John McALLISTER	a	14:04.649	4:34.957
10	Warren REEVE	b	4:48.299	4:48.299	36	John McALLISTER	a	9:29.692	4:37.343	13	Paul MAGUIRE	a	14:07.781	4:38.600
7	Rene LOHSE	b	4:51.978	4:51.978	10	Warren REEVE	b	9:34.098	4:45.799	10	Warren REEVE	b	14:16.658	4:42.560
36	John McALLISTER	a	4:52.349	4:52.349	26	Robert CAIRNS	c	9:38.241	4:44.492	102	Peter FLETCHER	c	14:20.417	4:40.896
102	Peter FLETCHER	c	4:53.474	4:53.474	102	Peter FLETCHER	c	9:39.521	4:46.047	26	Robert CAIRNS	c	14:20.560	4:42.319
26	Robert CAIRNS	c	4:53.749	4:53.749	7	Rene LOHSE	b	9:43.990	4:52.012	7	Rene LOHSE	b	14:34.196	4:50.206
32	Dave WALSH	b	5:00.326	5:00.326	12	Tommaso TOTTI	b	9:52.788	4:52.356	12	Tommaso TOTTI	b	14:41.947	4:49.159
12	Tommaso TOTTI	b	5:00.432	5:00.432	48	Mark SHIELDS	a	9:54.283	4:53.303	15	Bryan HARDING	a	14:45.770	4:51.406
15	Bryan HARDING	a	5:00.876	5:00.876	15	Bryan HARDING	a	9:54.364	4:53.488	48	Mark SHIELDS	a	14:45.808	4:51.525
48	Mark SHIELDS	a	5:00.980	5:00.980	1	Mick CHATTERTON	b	9:56.756	4:55.591	1	Mick CHATTERTON	b	14:53.072	4:56.316
39	Steven LYND	b	5:01.126	5:01.126	39	Steven LYND	b	9:59.096	4:57.970	39	Steven LYND	b	14:53.246	4:54.150
1	Mick CHATTERTON	b	5:01.165	5:01.165	32	Dave WALSH	b	10:02.203	5:01.877	30	Yvonne MONTGOMERY	c	14:57.069	4:54.546
30	Yvonne MONTGOMERY	c	5:04.268	5:04.268	30	Yvonne MONTGOMERY	c	10:02.523	4:58.255	32	Dave WALSH	b	14:57.599	4:55.396
40	Darren GILPIN	c	5:08.891	5:08.891	27	Stephen DAVISON	a	10:28.028	5:10.721	27	Stephen DAVISON	a	15:31.504	5:03.476
14	Jack SANDS	b	5:09.457	5:09.457	11	Laird SHINGLETON	b	10:59.898	5:28.137	11	Laird SHINGLETON	b	16:20.540	5:20.642
27	Stephen DAVISON	a	5:17.307	5:17.307										
11	Laird SHINGLETON	b	5:31.761	5:31.761										

METZELER ULSTER GRAND PRIX

ULTRA-LIGHTWEIGHT & LIGHTWEIGHT

Race 3 - Lisburn City Council Ultra-Lightweight / Lightweight

LAP CHART

**4**

No	Name	G	Elapsed Time	Lap Time
9	James COWTON	a	17:11.982	4:15.431
25	Christian ELKIN	b	17:28.131	4:14.703
35	Daley MATHISON	b	17:28.574	4:15.082
73	John ELLA	a	17:37.852	4:22.393
57	Ian MORRELL	a	17:54.881	4:25.166
34	William COWDEN	b	18:00.133	4:27.106
5	Paul JORDAN	b	18:00.418	4:27.292
8	Nigel MOORE	b	18:15.451	4:32.985
2	Craig GIBSON	b	18:21.478	4:30.993
44	Trevor REID	a	18:23.372	4:31.572
36	John McALLISTER	a	18:30.523	4:25.874
17	Sam DUNLOP	b	18:40.144	4:36.821
13	Paul MAGUIRE	a	18:42.809	4:35.028
10	Warren REEVE	b	18:55.058	4:38.400
102	Peter FLETCHER	c	18:59.150	4:38.733
26	Robert CAIRNS	c	18:59.455	4:38.895
7	Rene LOHSE	b	19:19.532	4:45.336
15	Bryan HARDING	a	19:28.444	4:42.674
12	Tommaso TOTTI	b	19:28.615	4:46.668
48	Mark SHIELDS	a	19:28.647	4:42.839
39	Steven LYND	b	19:45.958	4:52.712
1	Mick CHATTERTON	b	19:46.643	4:53.571
32	Dave WALSH	b	19:47.643	4:50.044
30	Yvonne MONTGOMERY	c	19:49.858	4:52.789
27	Stephen DAVISON	a	20:30.389	4:58.885
11	Laird SHINGLETON	b	21:43.446	5:22.906

5

No	Name	G	Elapsed Time	Lap Time
9	James COWTON	a	21:28.751	4:16.769
35	Daley MATHISON	b	21:42.692	4:14.118
25	Christian ELKIN	b	21:42.920	4:14.789
73	John ELLA	a	21:58.994	4:21.142
57	Ian MORRELL	a	22:19.909	4:25.028
5	Paul JORDAN	b	22:26.707	4:26.289
34	William COWDEN	b	22:26.911	4:26.778
44	Trevor REID	a	22:52.194	4:28.822
2	Craig GIBSON	b	22:55.132	4:33.654
36	John McALLISTER	a	22:57.487	4:26.964
17	Sam DUNLOP	b	23:14.479	4:34.335
13	Paul MAGUIRE	a	23:17.225	4:34.416
10	Warren REEVE	b	23:28.623	4:33.565
102	Peter FLETCHER	c	23:34.606	4:35.456
26	Robert CAIRNS	c	23:34.788	4:35.333
7	Rene LOHSE	b	24:02.795	4:43.263
15	Bryan HARDING	a	24:08.808	4:40.364
12	Tommaso TOTTI	b	24:15.303	4:46.688
48	Mark SHIELDS	a	24:19.886	4:51.239
32	Dave WALSH	b	24:35.329	4:47.686
39	Steven LYND	b	24:35.720	4:49.762
1	Mick CHATTERTON	b	24:35.962	4:49.319
30	Yvonne MONTGOMERY	c	24:36.893	4:47.035
27	Stephen DAVISON	a	25:24.833	4:54.444

Speed TrapDundrod '150' Lightweight / Ultra Lightweight Race

<u>No.</u>	<u>Name</u>	<u>Lap 1</u>	<u>Lap 2</u>
2	Craig GIBSON	125	
5	Paul JORDAN	129	126
7	Rene LOHSE		125
8	Nigel MOORE	122	120
9	James COWTON	142	142
10	Warren REEVE	124	
11	Laird SHINGLETON	112	
13	Paul MAGUIRE	129	
14	Jack SANDS		115
15	Bryan HARDING		140
16	Stephen MORRISON	128	
17	Sam DUNLOP	127	
18	Paul ROBINSON		125
20	Mark WADDELL	143	140
23	Neil KERNOHAN		142
25	Christian ELKIN	122	129
27	Stephen DAVISON		122
29	Adrian LOGUE	112	119
30	Yvonne MONTGOMERY	118	
31	Roy BEATTIE	109	106
32	Dave WALSH	117	110
33	Joseph LOUGHLIN	130	133
35	Daley MATHISON		123
36	John McALLISTER	135	
37	Darren DUNCAN	120	
38	Peter McKILLOP		103
39	Steven LYND	113	109
44	Trevor REID		125
48	Mark SHIELDS	131	
57	Ian MORRELL	132	129
73	John ELLA		137
102	Peter FLETCHER	132	125