



Wednesday 13th – Saturday 16th August 2014

promoted by
Dundrod & District Motorcycle Club
www.ulstergrandprix.net

PLANT LUBRICATION (NI)
LTD

DUNDROD 150

DUNDROD 150 NATIONAL
(SUPPORT & NEWCOMERS 750cc)



LISBURN
CITY COUNCIL



Supporters Club

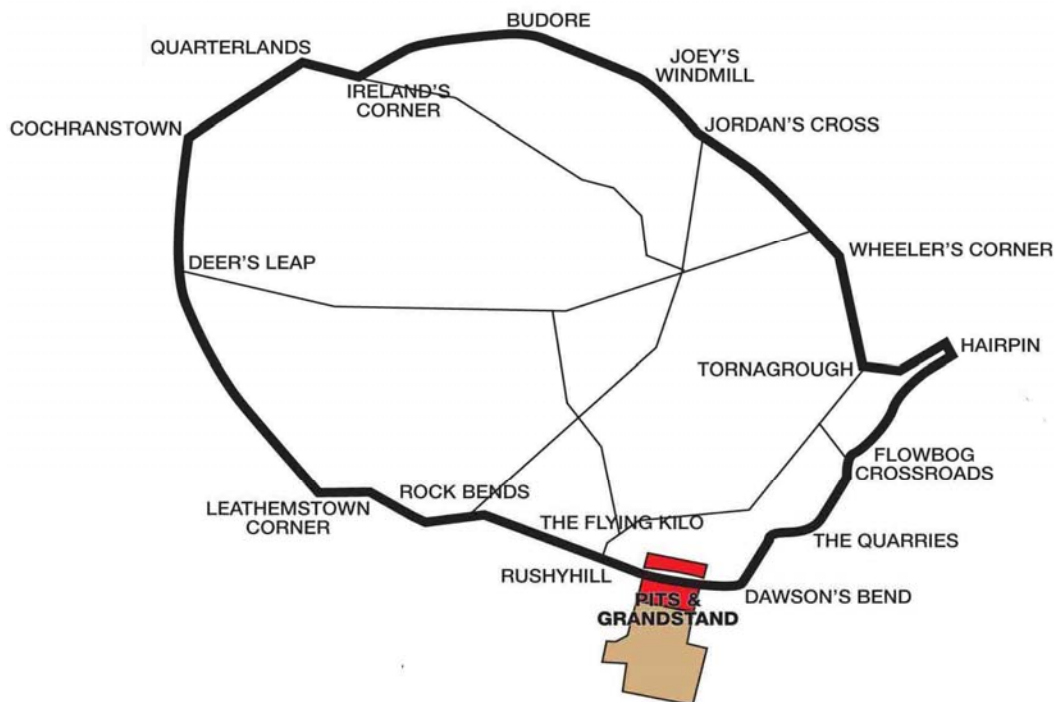
Aer Lingus
Great Care. Great Fare.



Lidl Northern Ireland
Proud to serve you



Dundrod Circuit 7.4011 miles



LAP RECORDS

Class	Name	Machine	m s	mph	Year
125cc	William Dunlop	Honda	3 55.017	113.370	2009
Moto 3	Christian Elkin	Honda 250	4 06.683	108.009	2013
250cc	Darran Lindsay	Honda	3 38.634	121.866	2006
400cc	Jason Griffiths	Yamaha 400	3 58.43	111.748	2003
Moto 450	Paul Owen	Yamaha	4 36.889	96.226	2011
Supertwin	Ryan Farquhar	Kawasaki 650	3 44.917	118.461	2012
Supersport	Michael Dunlop	Yamaha	3 27.187	128.599	2010
Superstock	Ian Hutchinson	Honda	3 21.599	132.163	2010
Superbike	Bruce Anstey (NZ)	Suzuki	3 18.870	133.977	2010
Challenge Superbike	Rob Barber	BMW	3 26.303	129.150	2012
National 750cc	Lee Johnston	Honda 600	3 36.269	123.198	2012

MOST WINS at the ULSTER GP

Joey Dunlop	24	1979 - 99	(125 - 2, 250 - 7, 500 - 3, Superbike - 8, F1 - 4)
Ian Lougher	18	1998 - 13	(125 - 4, 250 - 3, Supersport - 3, Superstock - 2, Superbike - 6)
Phillip McCallen	14	1991 - 96	(250 - 6, 400 - 1, Supersport - 3, Superbike - 4)
Guy Martin	11	2006 - 13	(Supersport - 4, Superbike - 7)
Brian Reid	9	1983 - 92	(250 - 4, 350 - 2, 400 - 1, F2 - 1, Supersport - 1)
Robert Dunlop	9	1990 - 03	(125 - 7, Superbike - 2)
Ryan Farquhar	9	2002 - 12	(400 - 1, Supertwin - 4, Supersport - 2, Superstock - 2)
Bruce Anstey (NZ)	8	2003 - 12	(Supersport - 2, Prod'n 600 - 1, Superstock - 2, Superbike - 3)
Stanley Woods	7	1924 - 39	(350 - 1, 500 - 4, Over 600 - 2)
Mike Hailwood	7	1959 - 67	(125 - 1, 250 - 1, 350 - 1, 500 - 4)
Giacomo Agostini (I)	7	1967 - 70	(350 - 4, 500 - 3)
Ray McCullough	7	1971 - 82	(250 - 3, 350 - 4)
Bob Jackson	7	1993 - 97	(SSP - 1, Classic 250 - 3, Classic 500 - 3)
William Dunlop	7	2007 - 13	(125 - 2, 250 - 2, Supersport - 3)
John Surtees	6	1955 - 60	(250 - 1, 350 - 3, 500 - 2)
John Williams	6	1973 - 78	(250 - 1, 350 - 1, 500 - 3, Superbike - 1)
Bill Swallow	6	1994 - 00	(Classic 350 - 3, Classic 500 - 3)
Michael Dunlop	6	2011 - 13	(Supersport - 2, Superstock - 3, Superbike - 1)

MOST WINS at the DUNDROD 150

Joey Dunlop	24	1976 - 94	(125 - 1, 250 - 5, 350 - 2, 500 - 3, Superbike - 13)
Bob Jackson	11	1981 - 98	(250 - 1, Supersport - 2, Superbike - 4, Classic - 4)
Ray McCullough	10	1965 - 82	(250 - 7, 350 - 3)

METZELER ULSTER GRAND PRIX

NATIONAL / CHALLENGE

Dundrod 150 Qualifying


Wednesday, 13 August 2014



Pos	Class	No	Name	Machine / Sponsor	Best Lap			On	Laps
					Time	Behind	Speed		
1	NAT	60	Peter HICKMAN	BMW - Ice Valley by Motorsave	3:40.529		120.818	6	7
2	NAT	70	Phillip CROWE	BMW - Handtrans-Objektum-Fleetwood	3:47.406	6.877	117.165	8	8
3	NAT	41	Robert KENNEDY	Yamaha 600 - Kennedy Racing	3:49.438	8.909	116.127	8	8
4	NAT	37	Robert WILSON	Yamaha 600 - Stoddart Racing	3:50.525	9.996	115.579	7	7
5	NAT	89	Colin STEPHENSON	Yamaha 600 - CS Tuning	3:50.727	10.198	115.478	6	8
6	NAT	25	Christian ELKIN	Triumph 675	3:51.765	11.236	114.961	7	7
7	NAT	77	Danny WEBB	Kawasaki 600 - Collision Recovery	3:53.124	12.595	114.291	6	7
8	NAT	88	Daniel COOPER	Honda 600 - Daniel Cooper Racing	3:53.252	12.723	114.228	7	7
9	NAT	64	David MULLIGAN	Yamaha 600	3:54.076	13.547	113.826	4	7
10	NAT	74	Connor BEHAN	Yamaha 600	3:55.594	15.065	113.093	8	8
11	NAT	9	James COWTON	Honda 600 - Cowton Racing	3:55.644	15.115	113.069	5	6
12	NAT	47	Alistair KIRK	Kawasaki - AKR / McCurry Motorsport	3:55.913	15.384	112.940	8	8
13	NAT	22	Stephen McLVENNA	Yamaha 600	3:56.569	16.040	112.627	7	8
14	NAT	78	Michal DOKOUPIL	Yamaha 600 - R T & E Racing	3:58.611	18.082	111.663	7	7
15	NAT	27	Nuno CAETANO	Kawasaki - KS Team of Portugal	3:58.753	18.224	111.596	7	7
16	NAT	95	Xavier DENIS	Kawasaki	3:59.351	18.822	111.318	4	4
17	NAT	14	Glenn WALKER	Kawasaki	3:59.394	18.865	111.298	6	8
18	NAT	75	Glenn IRWIN	Kawasaki 650 - VRS Racing	4:00.794	20.265	110.650	8	8
19	NAT	66	Tom McHALE	Honda	4:01.252	20.723	110.440	5	7
20	NAT	95	Xavier DENIS	Kawasaki 600	4:02.840	22.311	109.718	4	4
21	NAT	86	Timothy ELWOOD	Yamaha 600 - Magic Bullet	4:03.435	22.906	109.450	3	5
22	NAT	105	Dean CAMPBELL	Suzuki 600	4:03.508	22.979	109.417	6	8
23	NAT	19	Paul JORDAN	Honda 600 - Moira MRC	4:03.885	23.356	109.248	7	7
24	NAT	32	Pierre FAVRE	Yamaha 600	4:03.904	23.375	109.240	7	7
25	NAT	76	Davide ANSALDI	Yamaha 600	4:04.567	24.038	108.943	5	6
26	NAT	6	Rodney LITTLE	Yamaha 600	4:06.011	25.482	108.304	8	8
27	NAT	23	Neil KERNOHAN	Yamaha 600 - Logan Racing	4:06.109	25.580	108.261	6	6
28	NAT	12	George SCOTT	Honda 600	4:06.908	26.379	107.910	7	8
29	NAT	36	Johnny IRWIN	Yamaha 600	4:07.535	27.006	107.637	4	8
30	NAT	58	Gary MILLER	Suzuki 600 - RMC	4:08.318	27.789	107.298	5	6
31	NAT	50	Emmett BURKE	Yamaha 750	4:09.812	29.283	106.656	8	8
32	NAT	97	John ELLA	Triumph 675	4:10.481	29.952	106.371	7	7
33	NAT	53	William HARA	Yamaha 600 - Dennis Patton	4:10.566	30.037	106.335	7	7
34	NAT	57	Ian MORRELL	Suzuki 650 - B & M Racing	4:11.241	30.712	106.049	6	7
35	NAT	54	Johnny McCAY	Honda 600 - Johnny McCay Racing	4:12.169	31.640	105.659	8	8
36	NAT	80	Darren COOPER	Kawasaki	4:12.200	31.671	105.646	5	6
37	NAT	30	Paddy WOODSIDE	Honda	4:12.969	32.440	105.325	7	7
38	NAT	7	Jordan McGONIGLE	Suzuki 600	4:13.189	32.660	105.233	6	8
39	NAT	33	Joseph LOUGHLIN	Honda 400	4:13.422	32.893	105.137	7	7
40	NAT	84	Sam DUNLOP	Yamaha 600 - NJT Racing	4:13.508	32.979	105.101	7	7
41	NAT	100	Noel BRENNAN	Suzuki	4:14.020	33.491	104.889	6	6
42	NAT	71	Trevor REID	Kawasaki 600 - AWT	4:14.150	33.621	104.836	3	7
43	NAT	17	Mark GOODINGS	Kawasaki - IPG Racing	4:15.806	35.277	104.157	4	7
44	NAT	26	Robert CAIRNS	Suzuki 750 - LR Tyres Racing	4:15.836	35.307	104.145	6	7
45	NAT	83	Maria COSTELLO	Kawasaki 650 - ESM/Hol-Taj/Bob Jackson	4:16.988	36.459	103.678	5	7
46	NAT	43	Paul McCREA	Yamaha 600	4:17.233	36.704	103.579	8	8
47	NAT	51	David HOLLAND	Yamaha 600	4:19.043	38.514	102.855	3	4
48	NAT	46	Timothee MONOT	Kawasaki 650	4:19.219	38.690	102.786	3	3
49	NAT	87	Ian SIMPSON	Yamaha 600 - Park	4:19.534	39.005	102.661	7	7
50	NAT	15	Bryan HARDING	Honda 250	4:20.412	39.883	102.315	7	7
51	NAT	39	Michael LEE	Kawasaki 600 - Collision Recovery	4:20.704	40.175	102.200	4	7
52	NAT	29	Adrian LOGUE	Suzuki 600	4:21.124	40.595	102.036	6	7
53	NAT	81	Dave WALSH	Triumph 675 - DRW Racing	4:22.852	42.323	101.365	5	6
54	NAT	44	Trevor MATTHEWSON	Suzuki 750 - Strangford Holiday Park	4:24.626	44.097	100.685	6	7
55	NAT	62	Sean CONNOLLY	Suzuki 650 - SKM Racing	4:25.347	44.818	100.412	7	7
56	NAT	38	Andrew SELLARS	Kawasaki 600	4:25.464	44.935	100.368	6	7
57	NAT	16	Stephen MORRISON	Kawasaki 400 - SPM Racing / Moto-Tech	4:26.989	46.460	99.794	2	2
58	NAT	79	Veronika HANKOCY	Kawasaki 650 - RT & E Racing	4:27.122	46.593	99.745	7	7
59	NAT	28	Patricia FERNANDEZ	Yamaha 600 - Magic Bullet	4:27.245	46.716	99.699	7	7
60	NAT	104	Chris HILLIS	Suzuki 650	4:27.878	47.349	99.463	7	7
61	NAT	1	Aaron BOYD	Suzuki 600 - Team Miserable	4:28.542	48.013	99.217	6	6
62	NAT	34	Sid ADAIR	Honda 600	4:28.830	48.301	99.111	6	6
63	NAT	10	Yvonne MONTGOMERY	Suzuki 600	4:29.345	48.816	98.921	3	4

Provisional result to be confirmed by the Stewards of the Meeting subject to completion of technical inspections & the time limit for protests

Page 1 / 2

Circuit	Dundrod	Signed		Organising Club	Dundrod & District MCC
Length(miles)	7.4011 Lap 1 (7.2763)		Chief Timekeeper	Qualifying Started	15:26
Weather	Cloudy	Issued At:	16:07		
Track	Dry				



METZELER ULSTER GRAND PRIX

NATIONAL / CHALLENGE

Dundrod 150 Qualifying


Wednesday, 13 August 2014



Pos	Class	No	Name	Machine / Sponsor	----- Best Lap -----			On	Laps
					Time	Behind	Speed		
Qualifying Classification									
64	NAT	73	Derek COSTELLO	Yamaha 600	4:29.703	49.174	98.790	7	7
65	NAT	52	Paul FALLON	Suzuki 650	4:32.384	51.855	97.818	4	6
66	NAT	82	Alfred STARK	Ducati 620	4:35.454	54.925	96.727	6	7
67	NAT	99	Thomas WHITMORE	Suzuki 650	4:38.382	57.853	95.710	7	7
68	NAT	49	Sandy BERWICK	Suzuki 600 - Berm Shotblasting	4:40.253	59.724	95.071	5	6
69	NAT	56	Brian LOUGHLIN	Suzuki 650	4:43.114	1:02.585	94.110	7	7
70	NAT	2	Mark LINTON	Kawasaki 600 - M-Tuning	4:44.701	1:04.172	93.586	3	4
71	NAT	63	John McCANN	Suzuki 650 - MotoMerchants.com	4:50.499	1:09.970	91.718	6	6
72	NAT	35	Stephen BEATTIE	Triumph 675	4:51.374	1:10.845	91.442	5	5
73	NAT	90	Thomas MOLLOY	Suzuki 650 - GEM Workshop	4:59.362	1:18.833	89.002	2	3
74	NAT	4	Liam GREENE	Kawasaki 400	5:00.876	1:20.347	88.555	4	7
75	NAT	11	Paul NOLAN	Yamaha 750	5:02.669	1:22.140	88.030	5	6
76	NAT	5	David HOWARD	Kawasaki 400	5:26.584	1:46.055	81.584	2	2
77	NAT	137	Darren DUNCAN	Kawasaki 400	6:39.814	2:59.285	66.641	1	1

Provisional result to be confirmed by the Stewards of the Meeting subject to completion of technical inspections & the time limit for protests

Page 2 / 2

Circuit	Dundrod	Signed		Organising Club	Dundrod & District MCC
Length(miles)	7.4011 Lap 1 (7.2763)	Chief Timekeeper		Qualifying Started	15:26
Weather	Cloudy	Issued At:	16:07		
Track	Dry				

METZELER ULSTER GRAND PRIX

NATIONAL / CHALLENGE

Dundrod 150 Qualifying

Wednesday, 13 August 2014

DETAILED RESULT



Qualifying Classification

Position

1 60 Peter HICKMAN

Behind

Best Time **3:40.529** Best Speed **120.818** On **6** Gp **a**

Lap	Elapsed Time	Lap Time	Lap Speed
1	5:46.170	5:46.170	75.670
2	12:59.796	7:13.626	61.445
3	16:47.041	3:47.245	117.248
4	20:37.537	3:50.496	115.594
5	24:24.366	3:46.829	117.463
6	28:04.895	3:40.529	120.818
7	31:45.797	3:40.902	120.614

2 70 Phillip CROWE

Behind **6.877**

Best Time **3:47.406** Best Speed **117.165** On **8** Gp **a**

Lap	Elapsed Time	Lap Time	Lap Speed
1	4:34.451	4:34.451	95.444
2	8:35.600	4:01.149	110.488
3	12:38.394	4:02.794	109.739
4	19:33.610	6:55.216	64.169
5	23:31.995	3:58.385	111.769
6	27:22.424	3:50.429	115.628
7	31:12.373	3:49.949	115.869
8	34:59.779	3:47.406	117.165

3 41 Robert KENNEDY

Behind **8.909**

Best Time **3:49.438** Best Speed **116.127** On **8** Gp **a**

Lap	Elapsed Time	Lap Time	Lap Speed
1	4:42.963	4:42.963	92.573
2	8:46.959	4:03.996	109.198
3	12:48.357	4:01.398	110.374
4	16:47.231	3:58.874	111.540
5	20:43.623	3:56.392	112.711
6	24:51.364	4:07.741	107.548
7	28:48.930	3:57.566	112.154
8	32:38.368	3:49.438	116.127

Qualifying Classification

Position

4 37 Robert WILSON

Behind **9.996**

Best Time **3:50.525** Best Speed **115.579** On **7** Gp **a**

Lap	Elapsed Time	Lap Time	Lap Speed
1	5:43.939	5:43.939	76.161
2	10:01.068	4:17.129	103.621
3	14:06.790	4:05.722	108.431
4	18:07.955	4:01.165	110.480
5	22:07.863	3:59.908	111.059
6	26:06.385	3:58.522	111.704
7	29:56.910	3:50.525	115.579
8	33:49.441	3:52.531	114.582

5 89 Colin STEPHENSON

Behind **10.198**

Best Time **3:50.727** Best Speed **115.478** On **6** Gp **a**

Lap	Elapsed Time	Lap Time	Lap Speed
1	10:06.242	10:06.242	43.208
2	14:15.061	4:08.819	107.082
3	18:14.364	3:59.303	111.340
4	22:10.775	3:56.411	112.702
5	26:05.533	3:54.758	113.495
6	29:56.260	3:50.727	115.478
7	33:48.939	3:52.679	114.509

6 25 Christian ELKIN

Behind **11.236**

Best Time **3:51.765** Best Speed **114.961** On **7** Gp **a**

Lap	Elapsed Time	Lap Time	Lap Speed
1	8:33.965	8:33.965	50.966
2	12:37.602	4:03.637	109.359
3	16:37.171	3:59.569	111.216
4	20:34.495	3:57.324	112.268
5	24:34.132	3:59.637	111.185
6	28:29.555	3:55.423	113.175
7	32:21.320	3:51.765	114.961

7 77 Danny WEBB

Behind **12.595**

Best Time **3:53.124** Best Speed **114.291** On **6** Gp **a**

Lap	Elapsed Time	Lap Time	Lap Speed
1	5:32.174	5:32.174	78.858
2	12:45.077	7:12.903	61.547
3	17:28.484	4:43.407	94.013
4	21:26.663	3:58.179	111.865
5	25:23.431	3:56.768	112.532
6	29:16.555	3:53.124	114.291
7	33:10.288	3:53.733	113.993

METZELER ULSTER GRAND PRIX

NATIONAL / CHALLENGE

Dundrod 150 Qualifying

Wednesday, 13 August 2014

DETAILED RESULT



Qualifying Classification

Position

8 88 Daniel COOPER

Behind 12.723

Best Time 3:53.252 Best Speed 114.228 On 7 Gp a

Lap	Elapsed Time	Lap Time	Lap Speed
1	8:46.584	8:46.584	49.745
2	12:52.029	4:05.445	108.554
3	16:50.675	3:58.646	111.646
4	20:48.279	3:57.604	112.136
5	24:49.575	4:01.296	110.420
6	28:46.101	3:56.526	112.647
7	32:39.353	3:53.252	114.228

9 64 David MULLIGAN

Behind 13.547

Best Time 3:54.076 Best Speed 113.826 On 4 Gp a

Lap	Elapsed Time	Lap Time	Lap Speed
1	4:13.117	4:13.117	103.488
2	8:08.499	3:55.382	113.195
3	12:03.712	3:55.213	113.276
4	15:57.788	3:54.076	113.826
5	19:53.459	3:55.671	113.056
6	23:55.568	4:02.109	110.049
7	27:56.008	4:00.440	110.813

10 74 Connor BEHAN

Behind 15.065

Best Time 3:55.594 Best Speed 113.093 On 8 Gp a

Lap	Elapsed Time	Lap Time	Lap Speed
1	6:15.749	6:15.749	69.713
2	10:28.666	4:12.917	105.347
3	14:35.508	4:06.842	107.939
4	18:38.848	4:03.340	109.493
5	22:41.129	4:02.281	109.971
6	26:39.329	3:58.200	111.855
7	30:35.108	3:55.779	113.004
8	34:30.702	3:55.594	113.093

11 9 James COWTON

Behind 15.115

Best Time 3:55.644 Best Speed 113.069 On 5 Gp a

Lap	Elapsed Time	Lap Time	Lap Speed
1	6:00.808	6:00.808	72.600
2	10:18.021	4:17.213	103.587
3	14:20.357	4:02.336	109.946
4	18:22.562	4:02.205	110.006
5	22:18.206	3:55.644	113.069
6	26:16.399	3:58.193	111.859

Qualifying Classification

Position

12 47 Alistair KIRK

Behind 15.384

Best Time 3:55.913 Best Speed 112.940 On 8 Gp a

Lap	Elapsed Time	Lap Time	Lap Speed
1	5:12.731	5:12.731	83.761
2	9:20.063	4:07.332	107.725
3	13:21.078	4:01.015	110.549
4	17:20.581	3:59.503	111.247
5	21:19.885	3:59.304	111.339
6	25:19.381	3:59.496	111.250
7	29:18.792	3:59.411	111.290
8	33:14.705	3:55.913	112.940

13 22 Stephen McILVENNA

Behind 16.040

Best Time 3:56.569 Best Speed 112.627 On 7 Gp a

Lap	Elapsed Time	Lap Time	Lap Speed
1	4:13.482	4:13.482	103.339
2	8:12.015	3:58.533	111.699
3	12:14.671	4:02.656	109.801
4	16:15.815	4:01.144	110.490
5	20:17.057	4:01.242	110.445
6	24:21.800	4:04.743	108.865
7	28:18.369	3:56.569	112.627
8	32:24.801	4:06.432	108.119

14 78 Michal DOKOUPIL

Behind 18.082

Best Time 3:58.611 Best Speed 111.663 On 7 Gp a

Lap	Elapsed Time	Lap Time	Lap Speed
1	9:30.888	9:30.888	45.884
2	13:40.890	4:10.002	106.575
3	17:43.212	4:02.322	109.953
4	21:44.856	4:01.644	110.261
5	25:44.524	3:59.668	111.170
6	29:43.921	3:59.397	111.296
7	33:42.532	3:58.611	111.663

15 27 Nuno CAETANO

Behind 18.224

Best Time 3:58.753 Best Speed 111.596 On 7 Gp a

Lap	Elapsed Time	Lap Time	Lap Speed
1	4:35.092	4:35.092	95.222
2	8:44.082	4:08.990	107.008
3	16:28.894	7:44.812	57.322
4	20:36.672	4:07.778	107.532
5	24:38.388	4:01.716	110.228
6	28:38.705	4:00.317	110.870
7	32:37.458	3:58.753	111.596

METZELER ULSTER GRAND PRIX

NATIONAL / CHALLENGE

Dundrod 150 Qualifying

Wednesday, 13 August 2014

DETAILED RESULT



Qualifying Classification

Position

16 95 Xavier DENIS

Behind 18.822

Best Time 3:59.351 Best Speed 111.318 On 4 Gp a

Lap	Elapsed Time	Lap Time	Lap Speed
1	22:11.054	22:11.054	19.680
2	26:12.509	4:01.455	110.348
3	30:12.816	4:00.307	110.875
4	34:12.167	3:59.351	111.318

17 14 Glenn WALKER

Behind 18.865

Best Time 3:59.394 Best Speed 111.298 On 6 Gp a

Lap	Elapsed Time	Lap Time	Lap Speed
1	5:17.104	5:17.104	82.606
2	9:31.141	4:14.037	104.882
3	13:42.539	4:11.398	105.983
4	17:44.145	4:01.606	110.279
5	21:45.670	4:01.525	110.316
6	25:45.064	3:59.394	111.298
7	29:45.603	4:00.539	110.768
8	33:49.403	4:03.800	109.286

18 75 Glenn IRWIN

Behind 20.265

Best Time 4:00.794 Best Speed 110.650 On 8 Gp a

Lap	Elapsed Time	Lap Time	Lap Speed
1	4:46.933	4:46.933	91.292
2	8:55.209	4:08.276	107.316
3	13:00.187	4:04.978	108.761
4	17:03.303	4:03.116	109.594
5	21:07.105	4:03.802	109.285
6	25:14.211	4:07.106	107.824
7	29:19.047	4:04.836	108.824
8	33:19.841	4:00.794	110.650

19 66 Tom McHALE

Behind 20.723

Best Time 4:01.252 Best Speed 110.440 On 5 Gp a

Lap	Elapsed Time	Lap Time	Lap Speed
1	6:47.606	6:47.606	64.265
2	12:19.402	5:31.796	80.302
3	16:30.242	4:10.840	106.219
4	20:32.295	4:02.053	110.075
5	24:33.547	4:01.252	110.440
6	28:39.139	4:05.592	108.489
7	34:58.624	6:19.485	70.211

Qualifying Classification

Position

20 95 Xavier DENIS

Behind 22.311

Best Time 4:02.840 Best Speed 109.718 On 4 Gp a

Lap	Elapsed Time	Lap Time	Lap Speed
1	4:37.465	4:37.465	94.407
2	8:43.983	4:06.518	108.081
3	12:49.143	4:05.160	108.680
4	16:51.983	4:02.840	109.718

21 86 Timothy ELWOOD

Behind 22.906

Best Time 4:03.435 Best Speed 109.450 On 3 Gp a

Lap	Elapsed Time	Lap Time	Lap Speed
1	5:44.188	5:44.188	76.106
2	9:54.239	4:10.051	106.554
3	13:57.674	4:03.435	109.450
4	18:08.324	4:10.650	106.299
5	24:47.901	6:39.577	66.680

22 105 Dean CAMPBELL

Behind 22.979

Best Time 4:03.508 Best Speed 109.417 On 6 Gp a

Lap	Elapsed Time	Lap Time	Lap Speed
1	5:21.999	5:21.999	81.350
2	9:38.527	4:16.528	103.864
3	13:51.924	4:13.397	105.147
4	18:03.323	4:11.399	105.983
5	22:11.196	4:07.873	107.490
6	26:14.704	4:03.508	109.417
7	30:20.285	4:05.581	108.494
8	34:26.313	4:06.028	108.296

23 19 Paul JORDAN

Behind 23.356

Best Time 4:03.885 Best Speed 109.248 On 7 Gp a

Lap	Elapsed Time	Lap Time	Lap Speed
1	5:55.572	5:55.572	73.669
2	10:19.840	4:24.268	100.822
3	14:31.588	4:11.748	105.836
4	18:38.346	4:06.758	107.976
5	22:57.074	4:18.728	102.981
6	29:38.331	6:41.257	66.401
7	33:42.216	4:03.885	109.248

METZELER ULSTER GRAND PRIX

NATIONAL / CHALLENGE

Dundrod 150 Qualifying

Wednesday, 13 August 2014

DETAILED RESULT



Qualifying Classification

Position

24 32 Pierre FAVRE

Behind 23.375

Best Time 4:03.904 Best Speed 109.240 On 7 Gp a

Lap	Elapsed Time	Lap Time	Lap Speed
1	5:48.331	5:48.331	75.201
2	10:14.188	4:25.857	100.219
3	14:24.438	4:10.250	106.469
4	18:37.999	4:13.561	105.079
5	22:48.280	4:10.281	106.456
6	30:15.338	7:27.058	59.598
7	34:19.242	4:03.904	109.240

25 76 Davide ANSALDI

Behind 24.038

Best Time 4:04.567 Best Speed 108.943 On 5 Gp a

Lap	Elapsed Time	Lap Time	Lap Speed
1	5:27.795	5:27.795	79.912
2	9:41.656	4:13.861	104.955
3	13:55.547	4:13.891	104.943
4	18:02.449	4:06.902	107.913
5	22:07.016	4:04.567	108.943
6	26:18.092	4:11.076	106.119

26 6 Rodney LITTLE

Behind 25.482

Best Time 4:06.011 Best Speed 108.304 On 8 Gp a

Lap	Elapsed Time	Lap Time	Lap Speed
1	4:39.977	4:39.977	93.560
2	8:53.753	4:13.776	104.990
3	13:07.808	4:14.055	104.875
4	17:20.343	4:12.535	105.506
5	21:28.821	4:08.478	107.229
6	25:37.386	4:08.565	107.191
7	29:44.438	4:07.052	107.848
8	33:50.449	4:06.011	108.304

27 23 Neil KERNOHAN

Behind 25.580

Best Time 4:06.109 Best Speed 108.261 On 6 Gp a

Lap	Elapsed Time	Lap Time	Lap Speed
1	12:20.287	12:20.287	35.384
2	16:31.071	4:10.784	106.243
3	20:42.585	4:11.514	105.934
4	25:00.797	4:18.212	103.186
5	29:08.270	4:07.473	107.664
6	33:14.379	4:06.109	108.261

Qualifying Classification

Position

28 12 George SCOTT

Behind 26.379

Best Time 4:06.908 Best Speed 107.910 On 7 Gp a

Lap	Elapsed Time	Lap Time	Lap Speed
1	5:23.912	5:23.912	80.870
2	9:47.619	4:23.707	101.036
3	14:06.709	4:19.090	102.837
4	18:23.398	4:16.689	103.799
5	22:33.814	4:10.416	106.399
6	26:46.191	4:12.377	105.572
7	30:53.099	4:06.908	107.910
8	35:02.605	4:09.506	106.787

29 36 Johnny IRWIN

Behind 27.006

Best Time 4:07.535 Best Speed 107.637 On 4 Gp a

Lap	Elapsed Time	Lap Time	Lap Speed
1	5:44.748	5:44.748	75.982
2	10:23.356	4:38.608	95.632
3	14:35.273	4:11.917	105.765
4	18:42.808	4:07.535	107.637
5	22:55.650	4:12.842	105.378
6	27:08.630	4:12.980	105.320
7	31:23.193	4:14.563	104.665
8	35:36.435	4:13.242	105.211

30 58 Gary MILLER

Behind 27.789

Best Time 4:08.318 Best Speed 107.298 On 5 Gp a

Lap	Elapsed Time	Lap Time	Lap Speed
1	5:54.611	5:54.611	73.869
2	10:24.267	4:29.656	98.807
3	14:36.796	4:12.529	105.509
4	18:46.084	4:09.288	106.880
5	22:54.402	4:08.318	107.298
6	27:04.738	4:10.336	106.433

31 50 Emmett BURKE

Behind 29.283

Best Time 4:09.812 Best Speed 106.656 On 8 Gp a

Lap	Elapsed Time	Lap Time	Lap Speed
1	4:35.925	4:35.925	94.934
2	8:56.969	4:21.044	102.067
3	13:11.455	4:14.486	104.697
4	17:26.112	4:14.657	104.627
5	21:39.474	4:13.362	105.162
6	25:50.685	4:11.211	106.062
7	30:02.256	4:11.571	105.910
8	34:12.068	4:09.812	106.656

METZELER ULSTER GRAND PRIX

NATIONAL / CHALLENGE

Dundrod 150 Qualifying

Wednesday, 13 August 2014

DETAILED RESULT



Qualifying Classification

Position

32 97 John ELLA

Behind 29.952

Best Time 4:10.481 Best Speed 106.371 On 7 Gp a

Lap	Elapsed Time	Lap Time	Lap Speed
1	8:26.004	8:26.004	51.768
2	12:50.087	4:24.083	100.892
3	17:08.843	4:18.756	102.969
4	21:25.968	4:17.125	103.623
5	25:40.715	4:14.747	104.590
6	29:52.398	4:11.683	105.863
7	34:02.879	4:10.481	106.371

33 53 William HARA

Behind 30.037

Best Time 4:10.566 Best Speed 106.335 On 7 Gp a

Lap	Elapsed Time	Lap Time	Lap Speed
1	5:39.231	5:39.231	77.218
2	10:03.012	4:23.781	101.008
3	14:20.195	4:17.183	103.599
4	18:37.837	4:17.642	103.415
5	23:48.645	5:10.808	85.725
6	28:02.102	4:13.457	105.122
7	32:12.668	4:10.566	106.335

34 57 Ian MORRELL

Behind 30.712

Best Time 4:11.241 Best Speed 106.049 On 6 Gp a

Lap	Elapsed Time	Lap Time	Lap Speed
1	5:54.747	5:54.747	73.840
2	10:24.477	4:29.730	98.780
3	14:39.994	4:15.517	104.275
4	18:52.510	4:12.516	105.514
5	23:06.952	4:14.442	104.715
6	27:18.193	4:11.241	106.049
7	31:34.374	4:16.181	104.004

35 54 Johnny McCAY

Behind 31.640

Best Time 4:12.169 Best Speed 105.659 On 8 Gp a

Lap	Elapsed Time	Lap Time	Lap Speed
1	4:50.439	4:50.439	90.190
2	9:23.081	4:32.642	97.725
3	13:42.411	4:19.330	102.742
4	17:58.421	4:16.010	104.074
5	22:13.159	4:14.738	104.594
6	26:29.717	4:16.558	103.852
7	30:43.042	4:13.325	105.177
8	34:55.211	4:12.169	105.659

Qualifying Classification

Position

36 80 Darren COOPER

Behind 31.671

Best Time 4:12.200 Best Speed 105.646 On 5 Gp a

Lap	Elapsed Time	Lap Time	Lap Speed
1	5:22.740	5:22.740	81.163
2	9:47.241	4:24.501	100.733
3	14:06.117	4:18.876	102.922
4	18:22.503	4:16.386	103.921
5	22:34.703	4:12.200	105.646
6	26:50.519	4:15.816	104.153

37 30 Paddy WOODSIDE

Behind 32.440

Best Time 4:12.969 Best Speed 105.325 On 7 Gp a

Lap	Elapsed Time	Lap Time	Lap Speed
1	5:46.879	5:46.879	75.515
2	10:27.140	4:40.261	95.068
3	14:54.205	4:27.065	99.766
4	19:13.359	4:19.154	102.811
5	23:36.689	4:23.330	101.181
6	27:56.695	4:20.006	102.474
7	32:09.664	4:12.969	105.325

38 7 Jordan McGONIGLE

Behind 32.660

Best Time 4:13.189 Best Speed 105.233 On 6 Gp a

Lap	Elapsed Time	Lap Time	Lap Speed
1	5:42.819	5:42.819	76.410
2	10:14.450	4:31.631	98.089
3	14:35.090	4:20.640	102.225
4	18:50.425	4:15.335	104.349
5	23:06.790	4:16.365	103.930
6	27:19.979	4:13.189	105.233
7	31:33.564	4:13.585	105.069
8	36:58.179	5:24.615	82.079

39 33 Joseph LOUGHLIN

Behind 32.893

Best Time 4:13.422 Best Speed 105.137 On 7 Gp a

Lap	Elapsed Time	Lap Time	Lap Speed
1	6:11.456	6:11.456	70.519
2	10:42.970	4:31.514	98.131
3	15:13.665	4:30.695	98.428
4	19:36.614	4:22.949	101.327
5	24:04.167	4:27.553	99.584
6	28:19.201	4:15.034	104.472
7	32:32.623	4:13.422	105.137

METZELER ULSTER GRAND PRIX

NATIONAL / CHALLENGE

Dundrod 150 Qualifying

Wednesday, 13 August 2014

DETAILED RESULT



Qualifying Classification

Position

40 84 Sam DUNLOP

Behind 32.979

Best Time 4:13.508 Best Speed 105.101 On 7 Gp a

Lap	Elapsed Time	Lap Time	Lap Speed
1	5:58.731	5:58.731	73.020
2	10:42.717	4:43.986	93.821
3	15:15.225	4:32.508	97.773
4	19:43.571	4:28.346	99.290
5	24:04.761	4:21.190	102.010
6	28:18.350	4:13.589	105.067
7	32:31.858	4:13.508	105.101

41 100 Noel BRENNAN

Behind 33.491

Best Time 4:14.020 Best Speed 104.889 On 6 Gp a

Lap	Elapsed Time	Lap Time	Lap Speed
1	7:03.250	7:03.250	61.889
2	11:30.037	4:26.787	99.870
3	15:57.602	4:27.565	99.579
4	22:55.393	6:57.791	63.773
5	29:03.869	6:08.476	72.309
6	33:17.889	4:14.020	104.889

42 71 Trevor REID

Behind 33.621

Best Time 4:14.150 Best Speed 104.836 On 3 Gp a

Lap	Elapsed Time	Lap Time	Lap Speed
1	8:14.025	8:14.025	53.023
2	12:32.944	4:18.919	102.905
3	16:47.094	4:14.150	104.836
4	21:06.656	4:19.562	102.650
5	25:23.773	4:17.117	103.626
6	29:39.901	4:16.128	104.026
7	33:57.487	4:17.586	103.437

43 17 Mark GOODINGS

Behind 35.277

Best Time 4:15.806 Best Speed 104.157 On 4 Gp a

Lap	Elapsed Time	Lap Time	Lap Speed
1	5:42.444	5:42.444	76.493
2	10:17.862	4:35.418	96.740
3	14:36.473	4:18.611	103.027
4	18:52.279	4:15.806	104.157
5	23:14.788	4:22.509	101.497
6	27:31.012	4:16.224	103.987
7	31:59.352	4:28.340	99.292

Qualifying Classification

Position

44 26 Robert CAIRNS

Behind 35.307

Best Time 4:15.836 Best Speed 104.145 On 6 Gp a

Lap	Elapsed Time	Lap Time	Lap Speed
1	8:01.491	8:01.491	54.403
2	12:25.215	4:23.724	101.030
3	16:42.743	4:17.528	103.460
4	20:58.622	4:15.879	104.127
5	25:15.579	4:16.957	103.690
6	29:31.415	4:15.836	104.145
7	33:47.822	4:16.407	103.913

45 83 Maria COSTELLO

Behind 36.459

Best Time 4:16.988 Best Speed 103.678 On 5 Gp a

Lap	Elapsed Time	Lap Time	Lap Speed
1	9:30.232	9:30.232	45.937
2	13:55.431	4:25.199	100.468
3	18:15.323	4:19.892	102.519
4	22:32.563	4:17.240	103.576
5	26:49.551	4:16.988	103.678
6	31:08.597	4:19.046	102.854
7	35:31.502	4:22.905	101.344

46 43 Paul McCREA

Behind 36.704

Best Time 4:17.233 Best Speed 103.579 On 8 Gp a

Lap	Elapsed Time	Lap Time	Lap Speed
1	4:51.510	4:51.510	89.859
2	9:28.846	4:37.336	96.071
3	13:56.680	4:27.834	99.479
4	18:19.171	4:22.491	101.504
5	22:41.208	4:22.037	101.680
6	27:01.981	4:20.773	102.173
7	31:22.911	4:20.930	102.112
8	35:40.144	4:17.233	103.579

47 51 David HOLLAND

Behind 38.514

Best Time 4:19.043 Best Speed 102.855 On 3 Gp a

Lap	Elapsed Time	Lap Time	Lap Speed
1	5:37.678	5:37.678	77.573
2	10:00.394	4:22.716	101.417
3	14:19.437	4:19.043	102.855
4	18:38.892	4:19.455	102.692

METZELER ULSTER GRAND PRIX

NATIONAL / CHALLENGE

Dundrod 150 Qualifying

Wednesday, 13 August 2014

DETAILED RESULT



Qualifying Classification

Position

48 46 Timothee MONOT

Behind 38.690

Best Time 4:19.219 Best Speed 102.786 On 3 Gp a

Lap	Elapsed Time	Lap Time	Lap Speed
1	11:30.604	11:30.604	37.930
2	15:54.271	4:23.667	101.052
3	20:13.490	4:19.219	102.786

49 87 Ian SIMPSON

Behind 39.005

Best Time 4:19.534 Best Speed 102.661 On 7 Gp a

Lap	Elapsed Time	Lap Time	Lap Speed
1	6:16.996	6:16.996	69.483
2	10:50.124	4:33.128	97.551
3	15:18.555	4:28.431	99.258
4	19:49.805	4:31.250	98.227
5	25:09.434	5:19.629	83.359
6	29:29.403	4:19.969	102.489
7	33:48.937	4:19.534	102.661

50 15 Bryan HARDING

Behind 39.883

Best Time 4:20.412 Best Speed 102.315 On 7 Gp a

Lap	Elapsed Time	Lap Time	Lap Speed
1	6:17.909	6:17.909	69.315
2	10:58.700	4:40.791	94.889
3	15:30.842	4:32.142	97.905
4	19:55.784	4:24.942	100.565
5	24:25.447	4:29.663	98.805
6	28:46.726	4:21.279	101.975
7	33:07.138	4:20.412	102.315

51 39 Michael LEE

Behind 40.175

Best Time 4:20.704 Best Speed 102.200 On 4 Gp a

Lap	Elapsed Time	Lap Time	Lap Speed
1	5:55.169	5:55.169	73.753
2	10:27.402	4:32.233	97.872
3	14:52.974	4:25.572	100.327
4	19:13.678	4:20.704	102.200
5	23:34.824	4:21.146	102.027
6	27:55.878	4:21.054	102.063
7	32:18.620	4:22.742	101.407

Qualifying Classification

Position

52 29 Adrian LOGUE

Behind 40.595

Best Time 4:21.124 Best Speed 102.036 On 6 Gp a

Lap	Elapsed Time	Lap Time	Lap Speed
1	6:45.197	6:45.197	64.647
2	11:23.114	4:37.917	95.870
3	15:56.732	4:33.618	97.376
4	20:27.852	4:31.120	98.274
5	24:55.665	4:27.813	99.487
6	29:16.789	4:21.124	102.036
7	34:44.377	5:27.588	81.334

53 81 Dave WALSH

Behind 42.323

Best Time 4:22.852 Best Speed 101.365 On 5 Gp a

Lap	Elapsed Time	Lap Time	Lap Speed
1	6:38.567	6:38.567	65.722
2	11:06.042	4:27.475	99.613
3	15:44.544	4:38.502	95.669
4	20:15.573	4:31.029	98.307
5	24:38.425	4:22.852	101.365
6	29:10.214	4:31.789	98.032

54 44 Trevor MATTHEWSON

Behind 44.097

Best Time 4:24.626 Best Speed 100.685 On 6 Gp a

Lap	Elapsed Time	Lap Time	Lap Speed
1	6:15.991	6:15.991	69.668
2	10:59.303	4:43.312	94.045
3	15:44.901	4:45.598	93.292
4	20:16.577	4:31.676	98.073
5	24:49.499	4:32.922	97.625
6	29:14.125	4:24.626	100.685
7	33:40.012	4:25.887	100.208

55 62 Sean CONNOLLY

Behind 44.818

Best Time 4:25.347 Best Speed 100.412 On 7 Gp a

Lap	Elapsed Time	Lap Time	Lap Speed
1	5:42.140	5:42.140	76.561
2	10:30.218	4:48.078	92.489
3	15:07.384	4:37.166	96.130
4	19:41.926	4:34.542	97.049
5	24:13.374	4:31.448	98.155
6	28:40.901	4:27.527	99.594
7	33:06.248	4:25.347	100.412

METZELER ULSTER GRAND PRIX

NATIONAL / CHALLENGE

Dundrod 150 Qualifying

Wednesday, 13 August 2014

DETAILED RESULT



Qualifying Classification

Position

56 38 Andrew SELLARS

Behind 44.935

Best Time 4:25.464 Best Speed 100.368 On 6 Gp a

Lap	Elapsed Time	Lap Time	Lap Speed
1	4:49.530	4:49.530	90.473
2	9:27.848	4:38.318	95.732
3	13:58.347	4:30.499	98.499
4	18:24.993	4:26.646	99.923
5	22:52.059	4:27.066	99.765
6	27:17.523	4:25.464	100.368
7	31:45.878	4:28.355	99.286

57 16 Stephen MORRISON

Behind 46.460

Best Time 4:26.989 Best Speed 99.794 On 2 Gp a

Lap	Elapsed Time	Lap Time	Lap Speed
1	8:15.448	8:15.448	52.871
2	12:42.437	4:26.989	99.794

58 79 Veronika HANKOCY

Behind 46.593

Best Time 4:27.122 Best Speed 99.745 On 7 Gp a

Lap	Elapsed Time	Lap Time	Lap Speed
1	6:39.964	6:39.964	65.493
2	11:20.795	4:40.831	94.875
3	15:58.747	4:37.952	95.858
4	20:36.478	4:37.731	95.934
5	25:08.476	4:31.998	97.956
6	29:38.146	4:29.670	98.802
7	34:05.268	4:27.122	99.745

59 28 Patricia FERNANDEZ

Behind 46.716

Best Time 4:27.245 Best Speed 99.699 On 7 Gp a

Lap	Elapsed Time	Lap Time	Lap Speed
1	6:11.643	6:11.643	70.483
2	10:58.356	4:46.713	92.929
3	15:45.233	4:46.877	92.876
4	20:26.644	4:41.411	94.680
5	25:04.365	4:37.721	95.938
6	29:35.764	4:31.399	98.173
7	34:03.009	4:27.245	99.699

Qualifying Classification

Position

60 104 Chris HILLIS

Behind 47.349

Best Time 4:27.878 Best Speed 99.463 On 7 Gp a

Lap	Elapsed Time	Lap Time	Lap Speed
1	5:39.701	5:39.701	77.111
2	10:22.914	4:43.213	94.077
3	14:56.763	4:33.849	97.294
4	19:29.090	4:32.327	97.838
5	24:04.045	4:34.955	96.903
6	28:33.488	4:29.443	98.885
7	33:01.366	4:27.878	99.463

61 1 Aaron BOYD

Behind 48.013

Best Time 4:28.542 Best Speed 99.217 On 6 Gp a

Lap	Elapsed Time	Lap Time	Lap Speed
1	9:40.756	9:40.756	45.104
2	14:09.498	4:28.742	99.143
3	18:42.784	4:33.286	97.495
4	23:18.853	4:36.069	96.512
5	27:48.090	4:29.237	98.961
6	32:16.632	4:28.542	99.217

62 34 Sid ADAIR

Behind 48.301

Best Time 4:28.830 Best Speed 99.111 On 6 Gp a

Lap	Elapsed Time	Lap Time	Lap Speed
1	5:21.939	5:21.939	81.365
2	9:52.749	4:30.810	98.386
3	14:22.047	4:29.298	98.939
4	18:51.982	4:29.935	98.705
5	23:20.918	4:28.936	99.072
6	27:49.748	4:28.830	99.111

63 10 Yvonne MONTGOMERY

Behind 48.816

Best Time 4:29.345 Best Speed 98.921 On 3 Gp a

Lap	Elapsed Time	Lap Time	Lap Speed
1	5:47.183	5:47.183	75.449
2	10:23.801	4:36.618	96.320
3	14:53.146	4:29.345	98.921
4	19:24.967	4:31.821	98.020

METZELER ULSTER GRAND PRIX

NATIONAL / CHALLENGE

Dundrod 150 Qualifying

Wednesday, 13 August 2014

DETAILED RESULT



Qualifying Classification

Position

64 73 Derek COSTELLO

Behind 49.174

Best Time 4:29.703 Best Speed 98.790 On 7 Gp a

Lap	Elapsed Time	Lap Time	Lap Speed
1	5:52.918	5:52.918	74.223
2	10:36.403	4:43.485	93.987
3	15:19.237	4:42.834	94.204
4	19:55.456	4:36.219	96.460
5	24:32.379	4:36.923	96.214
6	29:06.013	4:33.634	97.371
7	33:35.716	4:29.703	98.790

65 52 Paul FALLON

Behind 51.855

Best Time 4:32.384 Best Speed 97.818 On 4 Gp a

Lap	Elapsed Time	Lap Time	Lap Speed
1	9:01.901	9:01.901	48.338
2	13:47.041	4:45.140	93.442
3	18:24.691	4:37.650	95.962
4	22:57.075	4:32.384	97.818
5	27:33.434	4:36.359	96.411
6	32:10.657	4:37.223	96.110

66 82 Alfred STARK

Behind 54.925

Best Time 4:35.454 Best Speed 96.727 On 6 Gp a

Lap	Elapsed Time	Lap Time	Lap Speed
1	5:41.665	5:41.665	76.668
2	10:44.703	5:03.038	87.923
3	15:44.181	4:59.478	88.968
4	20:34.551	4:50.370	91.759
5	25:20.496	4:45.945	93.179
6	29:55.950	4:35.454	96.727
7	34:31.736	4:35.786	96.611

67 99 Thomas WHITMORE

Behind 57.853

Best Time 4:38.382 Best Speed 95.710 On 7 Gp a

Lap	Elapsed Time	Lap Time	Lap Speed
1	5:40.168	5:40.168	77.005
2	10:41.103	5:00.935	88.537
3	15:26.117	4:45.014	93.483
4	20:06.972	4:40.855	94.867
5	24:48.831	4:41.859	94.529
6	29:27.854	4:39.023	95.490
7	34:06.236	4:38.382	95.710

Qualifying Classification

Position

68 49 Sandy BERWICK

Behind 59.724

Best Time 4:40.253 Best Speed 95.071 On 5 Gp a

Lap	Elapsed Time	Lap Time	Lap Speed
1	5:50.376	5:50.376	74.762
2	10:41.765	4:51.389	91.438
3	15:30.685	4:48.920	92.219
4	22:03.752	6:33.067	67.785
5	26:44.005	4:40.253	95.071
6	33:02.848	6:18.843	70.330

69 56 Brian LOUGHLIN

Behind 1:02.585

Best Time 4:43.114 Best Speed 94.110 On 7 Gp a

Lap	Elapsed Time	Lap Time	Lap Speed
1	6:11.338	6:11.338	70.541
2	11:11.951	5:00.613	88.632
3	16:03.925	4:51.974	91.255
4	20:52.046	4:48.121	92.475
5	25:39.553	4:47.507	92.672
6	30:30.426	4:50.873	91.600
7	35:13.540	4:43.114	94.110

70 2 Mark LINTON

Behind 1:04.172

Best Time 4:44.701 Best Speed 93.586 On 3 Gp a

Lap	Elapsed Time	Lap Time	Lap Speed
1	5:45.659	5:45.659	75.782
2	10:40.683	4:55.024	90.311
3	15:25.384	4:44.701	93.586
4	20:12.928	4:47.544	92.660

71 63 John McCANN

Behind 1:09.970

Best Time 4:50.499 Best Speed 91.718 On 6 Gp a

Lap	Elapsed Time	Lap Time	Lap Speed
1	10:36.289	10:36.289	41.168
2	15:40.779	5:04.490	87.504
3	20:38.252	4:57.473	89.568
4	25:34.855	4:56.603	89.830
5	30:29.377	4:54.522	90.465
6	35:19.876	4:50.499	91.718

METZELER ULSTER GRAND PRIX

NATIONAL / CHALLENGE

Dundrod 150 Qualifying

Wednesday, 13 August 2014

DETAILED RESULT



Qualifying Classification

Position

72 35 Stephen BEATTIE

Behind 1:10.845

Best Time 4:51.374 Best Speed 91.442 On 5 Gp a

Lap	Elapsed Time	Lap Time	Lap Speed
1	11:22.792	11:22.792	38.364
2	16:21.582	4:58.790	89.173
3	21:28.562	5:06.980	86.794
4	28:01.999	6:33.437	67.721
5	32:53.373	4:51.374	91.442

73 90 Thomas MOLLOY

Behind 1:18.833

Best Time 4:59.362 Best Speed 89.002 On 2 Gp a

Lap	Elapsed Time	Lap Time	Lap Speed
1	5:49.927	5:49.927	74.858
2	10:49.289	4:59.362	89.002
3	15:51.840	5:02.551	88.064

74 4 Liam GREENE

Behind 1:20.347

Best Time 5:00.876 Best Speed 88.555 On 4 Gp a

Lap	Elapsed Time	Lap Time	Lap Speed
1	5:38.701	5:38.701	77.339
2	10:42.229	5:03.528	87.781
3	15:43.797	5:01.568	88.351
4	20:44.673	5:00.876	88.555
5	25:50.351	5:05.678	87.163
6	30:58.666	5:08.315	86.418
7	36:08.669	5:10.003	85.947

75 11 Paul NOLAN

Behind 1:22.140

Best Time 5:02.669 Best Speed 88.030 On 5 Gp a

Lap	Elapsed Time	Lap Time	Lap Speed
1	6:10.678	6:10.678	70.667
2	11:29.445	5:18.767	83.584
3	16:41.604	5:12.159	85.354
4	21:49.840	5:08.236	86.440
5	26:52.509	5:02.669	88.030
6	31:55.441	5:02.932	87.954

Qualifying Classification

Position

76 5 David HOWARD

Behind 1:46.055

Best Time 5:26.584 Best Speed 81.584 On 2 Gp a

Lap	Elapsed Time	Lap Time	Lap Speed
1	7:22.511	7:22.511	59.196
2	12:49.095	5:26.584	81.584

77 137 Darren DUNCAN

Behind 2:59.285

Best Time 6:39.814 Best Speed 66.641 On 1 Gp a

Lap	Elapsed Time	Lap Time	Lap Speed
1	6:39.814	6:39.814	65.517

Speed TrapDundrod National / Challenge 1st Practice

No.	Name	Lap 1	Lap 2	Lap 3	Lap 4	Lap 5	Lap 6	Lap 7
1	Aaron BOYD		151			143		
2	Mark LINTON		147					
4	Liam GREENE			128				
6	Rodney LITTLE		145					
9	James COWTON	163		163	165	165		
10	Yvonne MONTGOMERY		147					
11	Paul NOLAN	126	141			143		
12	George SCOTT	143	143	153				
15	Bryan HARDING		127		141	159		
16	Stephen MORRISON	108	129					
17	Mark GOODINGS				145	151	127	145
22	Stephen McILVENNA				151			
23	Neil KERNOHAN					154		156
25	Christian ELKIN	133	151	156	154			
26	Robert CAIRNS	141	151		161	153	170	
27	Nuno CAETANO			156				150
28	Patricia FERNANDEZ				134	127		
29	Adrian LOGUE		135			149		147
30	Paddy WOODSIDE				151			
32	Pierre FAVRE	137		153				
33	Joseph LOUGHLIN				130	133		140
36	Johnny IRWIN		153				156	
37	Robert WILSON				160			
38	Andrew SELLARS	146						
39	Michael LEE		155					
41	Robert KENNEDY	145		164		157		
43	Paul McCREA				143	143	142	
44	Trevor MATTHEWSON		107					143
46	Timothee MONOT		129		149	145		
47	Alistair KIRK		143				171	
48	Derek McGEE		151					
50	Emmett BURKE			144		143	147	147
52	Paul FALLON		129			131		128
53	William HARA	150	158		165	153		
54	Johnny McCAY	143	145		156	146	137	
56	Brian LOUGHLIN		127		122			
57	Ian MORRELL			144	151	145		
60	Peter HICKMAN		161	175	182			
62	Sean CONNOLLY		136	133		154		
66	Tom McHALE		144		175	163		155
67	Brendan FLYNN						141	
70	Phillip CROWE	155				147		166
71	Trevor REID					146		157
73	Derek COSTELLO			149				
74	Connor BEHAN						138	
75	Glenn IRWIN	144	147		143			
76	Davide ANSALDI	146	144					
77	Danny WEBB		143	161	158	161	161	
79	Veronika HANKOCY		137	133		147		
80	Darren COOPER			160				
81	Dave WALSH							141
82	Alfred STARK		149	139				
84	Sam DUNLOP				156			
86	Timothy ELWOOD			155	141			
87	Ian SIMPSON						162	
88	Daniel COOPER	131		161	159	155		
89	Colin STEPHENSON			160	161			
90	Thomas MOLLOY		123					
97	John ELLA		149					

Dundrod National / Challenge 1st Practice continued

98	Paul OWEN	160				
99	Thomas WHITMORE		133	119	157	
100	Noel BRENNAN	157	152		141	167
104	Chris HILLIS		136	134		
105	Dean CAMPBELL			158		